

Supplement to the
Notifier RLD Instruction Manual
Document LS10310-000NF-E Rev B



Software Downloads

In order to supply the latest features and functionality in fire alarm and life safety technology to our customers, we make frequent upgrades to the embedded software in our products. To ensure that you are installing and programming the latest features, we strongly recommend that you download the most current version of software for each product prior to commissioning any system. Contact Technical Support with any questions about software and the appropriate version for a specific application.

Documentation Feedback

Your feedback helps us keep our documentation up-to-date and accurate. If you have any comments or suggestions about our online Help or printed manuals, you can email us.

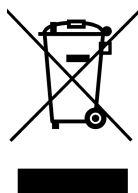
Please include the following information:

- Product name and version number (if applicable)
- Printed manual or online Help
- Topic Title (for online Help)
- Page number (for printed manual)
- Brief description of content you think should be improved or corrected
- Your suggestion for how to correct/improve documentation

Send email messages to:

FireSystems.TechPubs@honeywell.com

Please note this email address is for documentation feedback only. If you have any technical issues, please contact Technical Services.



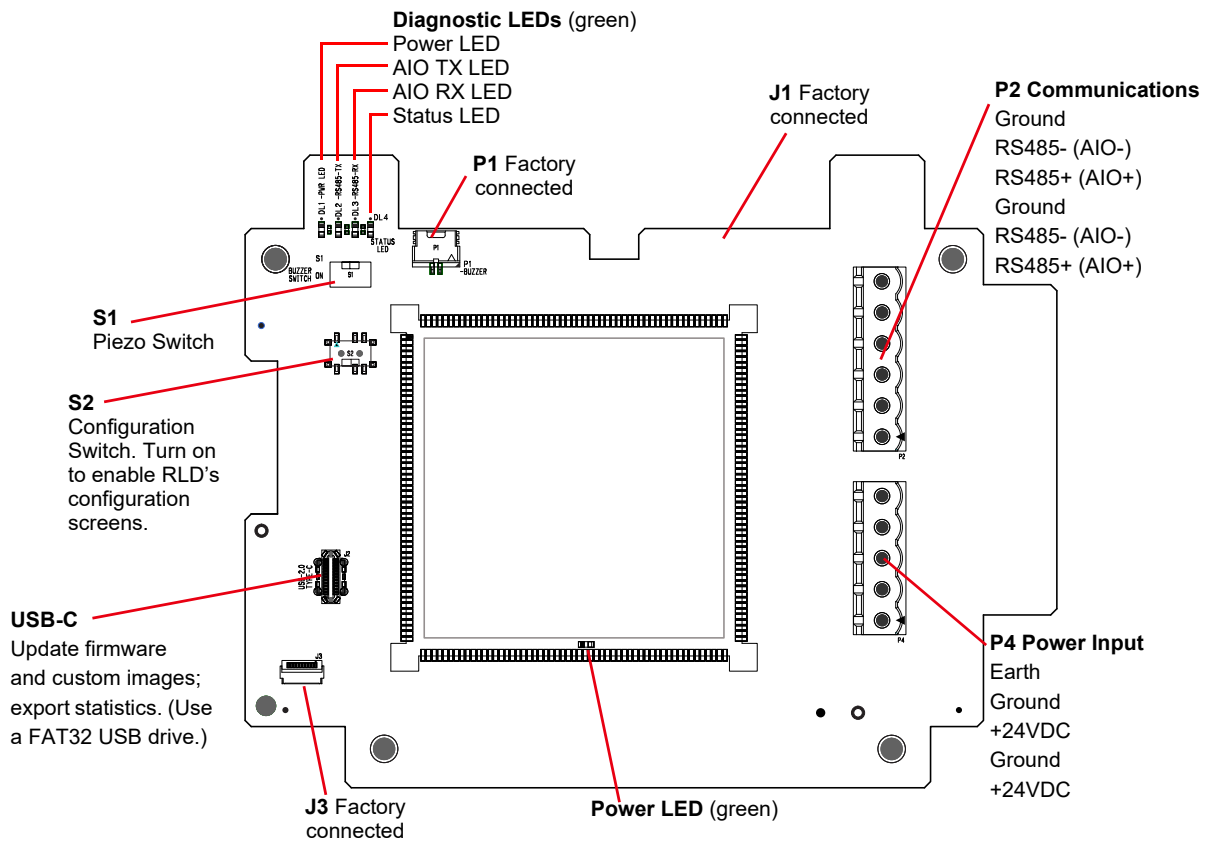
This symbol (shown left) on the product(s) and / or accompanying documents means that used electrical and electronic products should not be mixed with general household waste. For proper treatment, recovery and recycling, contact your local authorities or dealer and ask for the correct method of disposal.

Electrical and electronic equipment contains materials, parts and substances, which can be dangerous to the environment and harmful to human health if the waste of electrical and electronic equipment (WEEE) is not disposed of correctly.

Updates to the Notifier RLD Instruction Manual

2.2 Connectors and Switches

Replace Board Layout to update P2 designations in the Notifier RLD Instruction Manual, Document LS10310-000NF Rev B.



RLD Board2022.ai

2.6 Power and AIO Circuit Connections

Update Figure 2.3 to update P2 designations in the Notifier RLD Instruction Manual, Document LS10310-000NF Rev B.

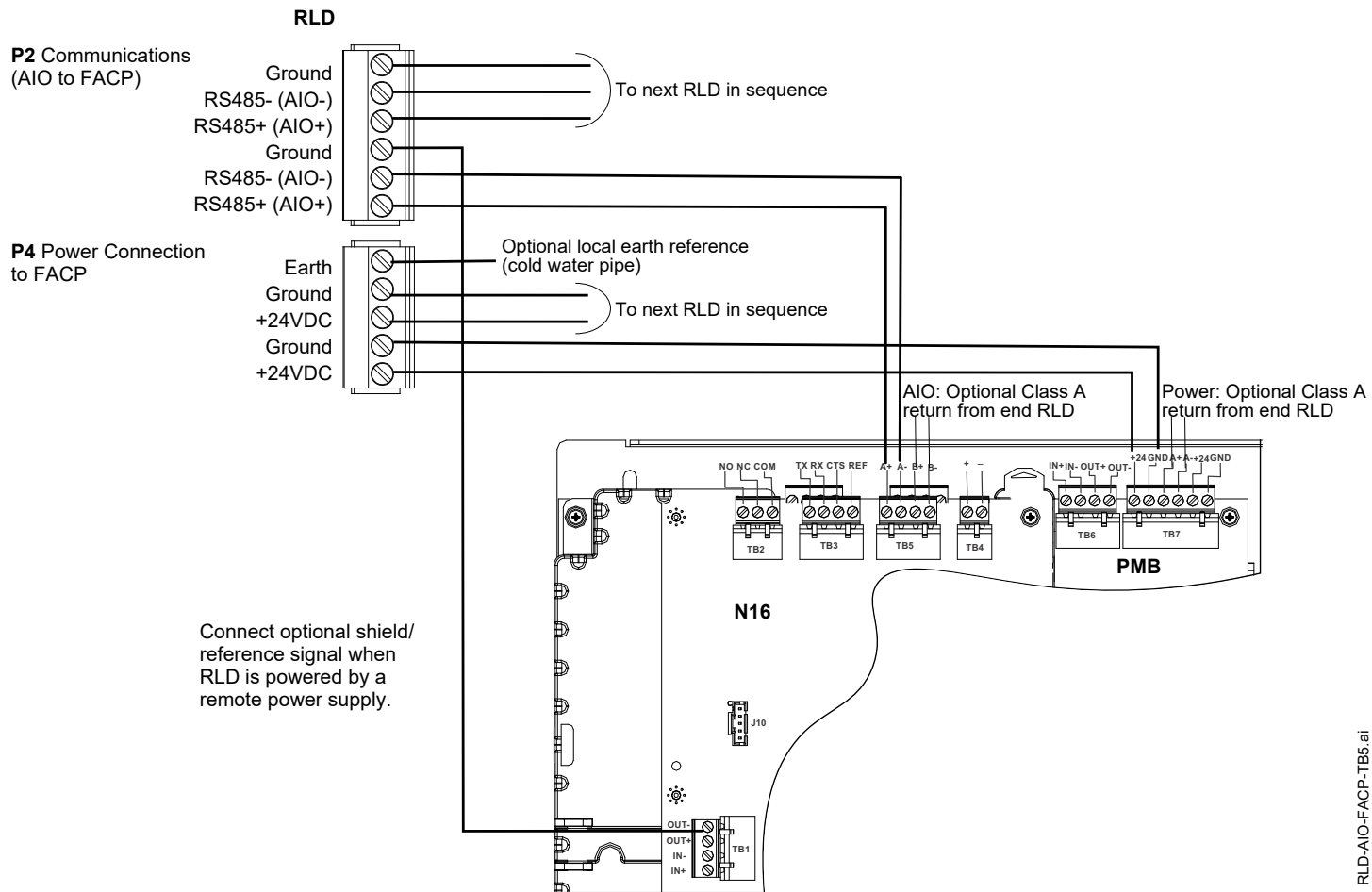


Figure 2.3 AIO and Power Wiring