



# Easy as 1-2-3 Assembly Instruction

Numbers must Match for Secure Assembly



## SBBK-1

### Components



.....x1 pc

THIS PRODUCT REQUIRES ADULT ASSEMBLY

If any part is missing or if you have any questions regarding the product, please call our customer service team or send us an email and have this assembly manual open to the components list ready to provide the model name and component number.

1.800.687.791.

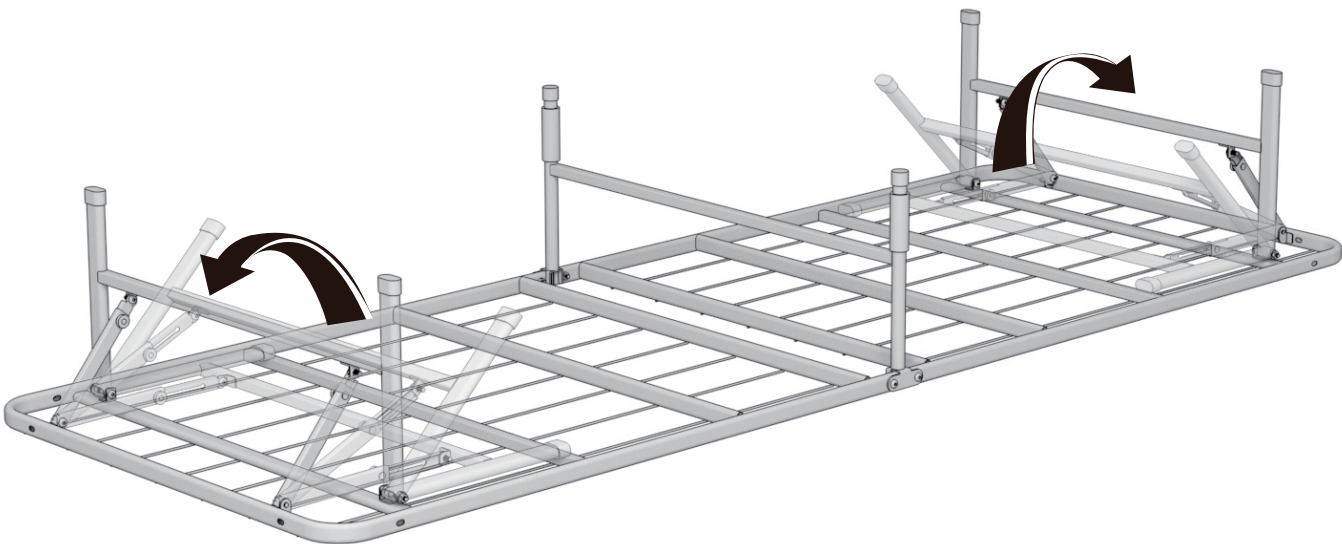
[Australianorders@zinusinc.com](mailto:Australianorders@zinusinc.com)

MON-FRI 08:00 AM AEST - 05:00 PM AEST

1

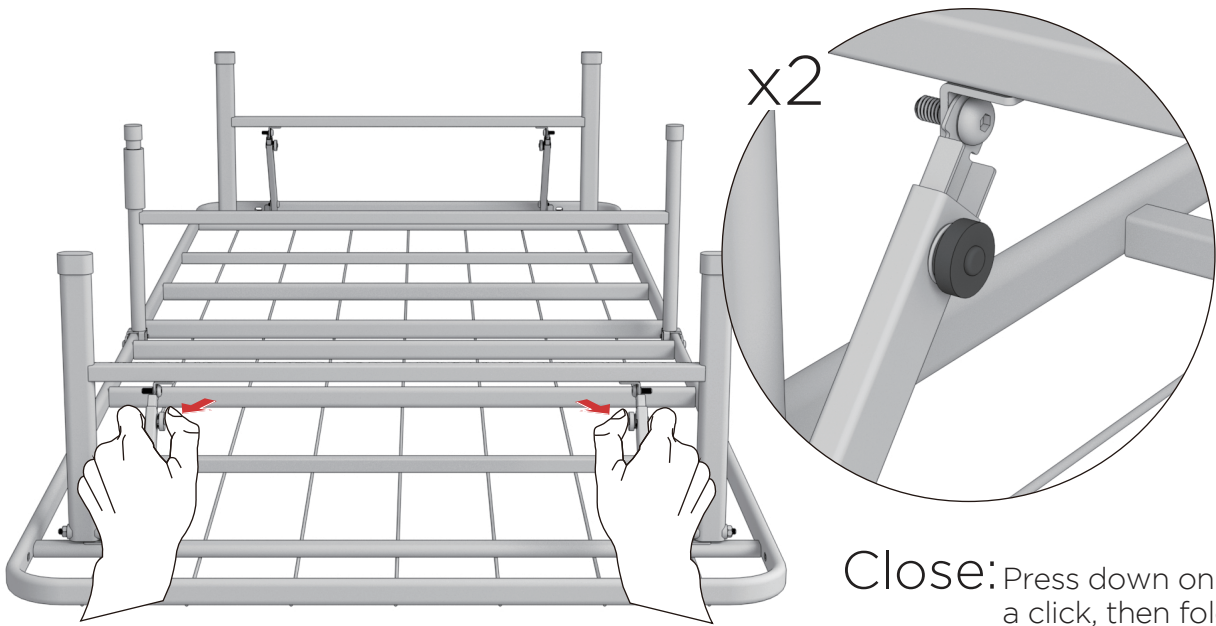


2



Open: Unfold the leg until you hear a click

3



Close: Press down on the clip until you hear a click, then fold the legs down.

4

