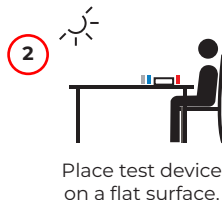
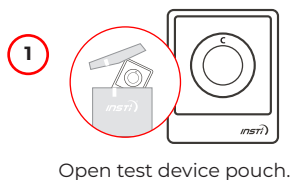




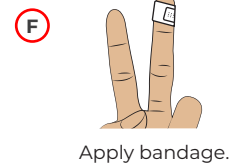
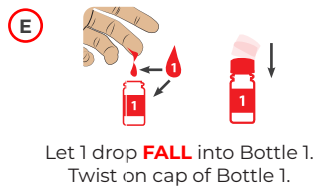
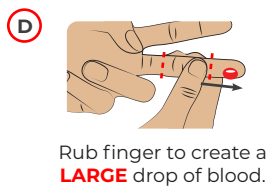
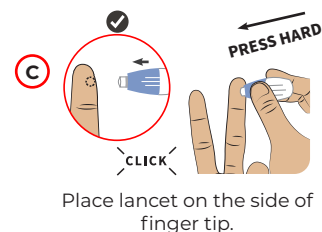
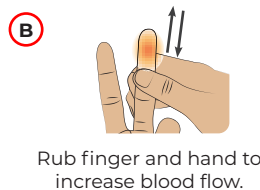
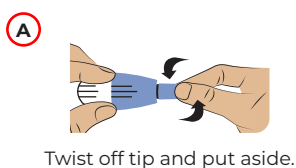
HIV SELF TEST

HOW TO USE INSTRUCTIONS

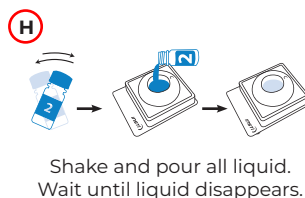
PREPARATION



STEP 1 COLLECT BLOOD




STEP 2 TEST

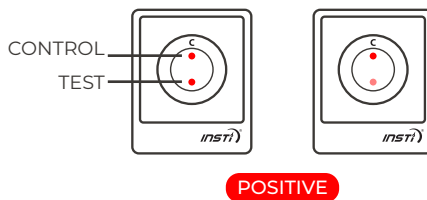


STEP 3 READ RESULT

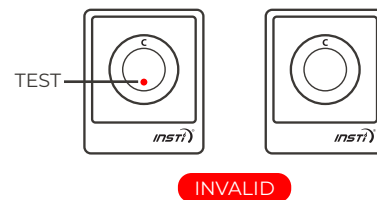
Read result right away to within 1 HOUR.



3 TEST again in 3 months.



GO TO CLINIC for confirmatory testing.



GO TO CLINIC for confirmatory testing.

Disposal Instructions:



Put all items back into the pouch. Throw away pouch in waste bin.



Distributed by:



www.pasante.com

Manufactured by:



www.insti.com



SCAN ME TO LEARN MORE

65-1349(A) 11/2022