

# Applicable Models

For Roborock S5 Robot Vacuum Cleaner



For Roborock S50 Robot Vacuum Cleaner



For Roborock S51 Robot Vacuum Cleaner



For Roborock S55 Robot Vacuum Cleaner



For Roborock S6 Robot Vacuum Cleaner



For Roborock S6

# Premium Water Tank



**Rubber sealing cover**

Open the sealing cover to add  
cleaning solution and water

# Water Tank Filter



Filter Cotton

Blocks impurities and  
evens out water flow



Rubber Ring



Fixes the filter to the water tank to  
form a sealing area



Filter base

Assemble the filter cotton and  
rubber ring and fix them on the  
water tank

# Microfiber Mop Pad




## Microfiber material

Good water absorption and easy to clean

## Velcro design

Fixed on the water tank




## Tight seams

Click into the water tank and won't fall out

# Installation Steps

1. Add cleaning solution and water to the water tank
2. Put on the lid and filter
3. Then stick the mop on the Velcro



# Replacement Size

