

magnifi soundbar

Voice-optimizing Wireless Sound Bar System

Setup Guide



Register your new polk product online now
for a chance to win \$500 of polk product!
www.polkaudio.com/registration/


Benefits

- **Permanent record of your purchase, in case you misplace your original receipt.**
- **Enters you in our monthly FREE drawing for \$500-worth of Polk speakers.**
- **Allows you to enroll in Club Polk Benefits:**
 - Informative Polk Website Forums,
 - Special discounts in the Polk Web Store,
 - Advance notice of Polk Promos
 - Discounts on Authorized Polk parts.
 - Stay up to date when there is news and announcements about your product.

No Internet access? Call Polk Customer Service 800-377-7655 (US & Canada only). Outside the US & Canada, call 410-358-3600. We'll walk you through the simple registration process!

We take your privacy seriously. Polk does not share or sell information to any other parties, unless directed by court order. Registering your product has no effect on your warranty. Warranties apply as stated in your important product information guide. Please be sure to keep your original purchase receipt.

Questions? Concerns? Contact Polk Customer Service 9am - 5:30pm, M-F, EST(USA) 800-377-7655 US & Canada only | 410-358-3600 outside US & Canada | polkcs@polkaudio.com



FRANÇAIS

Enregistrez votre nouveau produit Polk en ligne maintenant et courez la chance de gagner pour 500 \$ de produits Polk.
www.polkaudio.com/registration/

Avantages

- Crée une attestation permanente de votre achat en cas de perte de votre reçu original.
- Vous inscris GRATUITEMENT à notre tirage mensuel de haut-parleurs Polk d'une valeur de 500 \$.
- Vous permet de vous enrôler dans le Club Polk et de
 - participer à des forums informatifs sur le site web de Polk,
 - profiter de rabais spéciaux au magasin Polk Web Store en ligne,
 - obtenir des préavis des promotions Polk,
 - bénéficier de rabais sur les pièces autorisées Polk Audio,
 - recevoir les toutes dernières informations concernant votre produit.

Pas d'accès à l'Internet? Contactez le Service à la clientèle de Polk Audio au 800.377.7655 (É.-U. et Canada seulement). À l'extérieur des É.-U. et du Canada, signalez le 410.358.3600. Nous nous ferons un plaisir de vous aider à enregistrer votre produit.

Votre confidentialité nous tient à cœur. Polk Audio ne partagera ni ne vendra votre information à toute autre partie sauf par ordonnance judiciaire. L'enregistrement de votre produit n'a aucun effet sur votre garantie. Les garanties sont valides telles que décrites dans votre manuel d'utilisation. Assurez-vous de conserver votre reçu original.

Questions? Soucis? Contactez le Service à la clientèle de Polk Audio, de 9h à 18h HNE (É.-U.) au 800.377.7655 (É.-U. et Canada seulement). À l'extérieur des É.-U. et du Canada, signalez le 410.358.3600. | polkcs@polkaudio.com

ESPAÑOL

Registre su nuevo producto Polk en línea e incluiremos su nombre en un sorteo para ganar \$500 en productos Polk. www.polkaudio.com/registration/

Beneficios

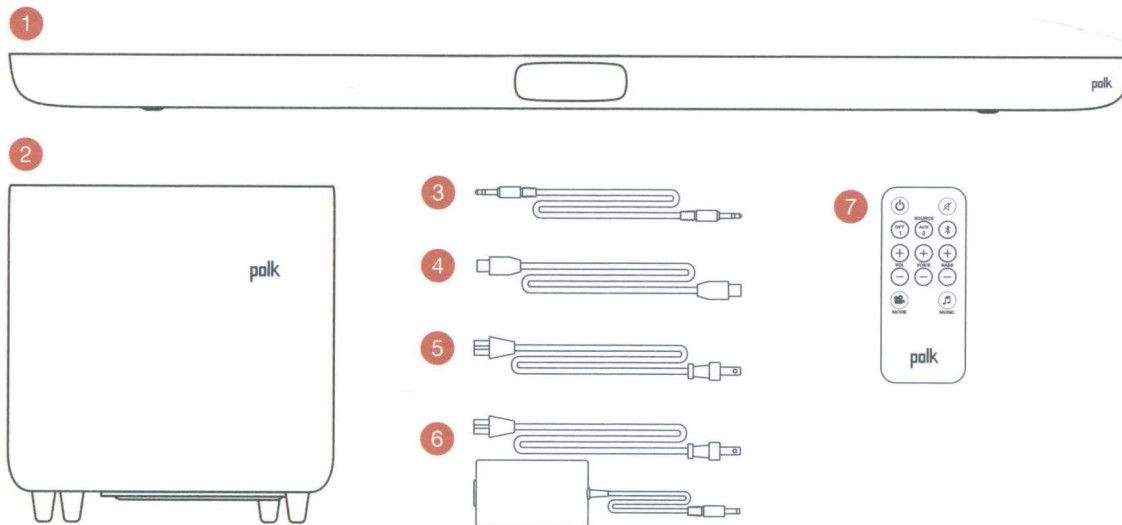
- Registro permanente de su compra por si pierde su recibo original.
- Participación gratis en nuestro sorteo mensual de \$500 en altavoces Polk.
- Inscripción en el Club Polk, con derecho a:
 - Foros informativos del sitio Web de Polk
 - Descuentos especiales en la tienda Web de Polk
 - Aviso por adelantado de promociones de Polk
 - Descuento en repuestos autorizados de Polk.
 - Manténgase al día en cuanto a noticias y anuncios sobre su producto.

¿No tiene acceso a Internet? comuníquese con el Servicio al cliente de Polk llamando al 800-377-7655 (solo en EE.UU. y Canadá). Fuera de EE.UU. y Canadá, llame al 410-358-3600. Lo guiaremos por el simple proceso de inscripción.

Tomamos en serio su privacidad. Polk no intercambia ni vende información a terceras partes excepto por orden de los tribunales. Inscribir su producto no tiene ningún efecto en la garantía. Las garantías se aplican como se indica en el manual del producto. Conserve el original del recibo de compra.

¿Preguntas? ¿Inquietudes? Comuníquese con el Servicio al cliente de Polk llamando al 800-377-7655, de lunes a viernes, de 9:00 de la mañana a 5:30 de la tarde, hora del Este (solo en EE.UU. y Canadá). Fuera de EE.UU. y Canadá, llame al 410-358-3600 | polkcs@polkaudio.com

What's in the box



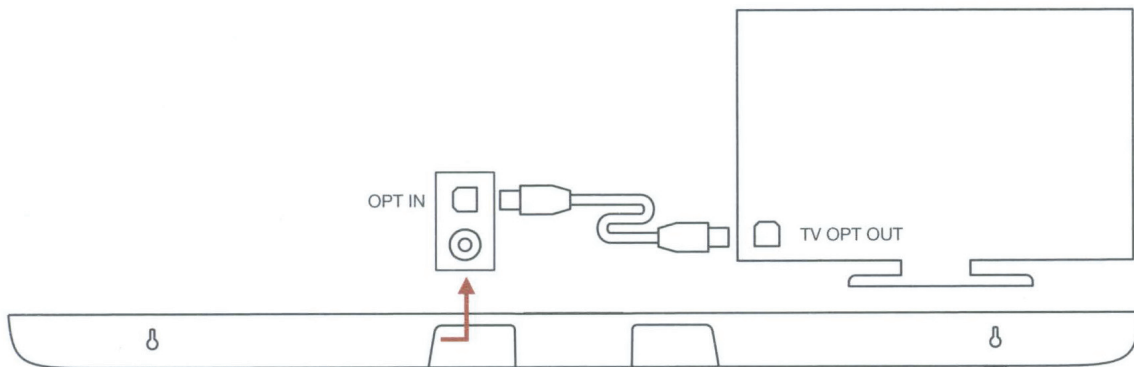
1. Sound bar
2. Subwoofer
3. 6' analog stereo cable (3.5mm)
4. 6' optical cable
5. Subwoofer power cable
6. Sound bar power cable/power supply
7. Remote control (battery included)

Important Note

If anything is missing or damaged, or if your MagniFi soundbar fails to operate, please notify your dealer immediately. We recommend keeping your original carton and packing materials in case you need to ship the unit in the future.

Connecting your MagniFi soundbar to your TV

We recommend connecting the optical audio output of your TV to the optical input on the back of the bar. This will provide the highest quality audio regardless of whether you're watching TV or watching your favorite DVD. If your TV does not have an optical output, you can use the optical output from your DVD player or your cable/satellite box to connect to the optical input on the bar. Then simply use the other bar input for your other audio sources.



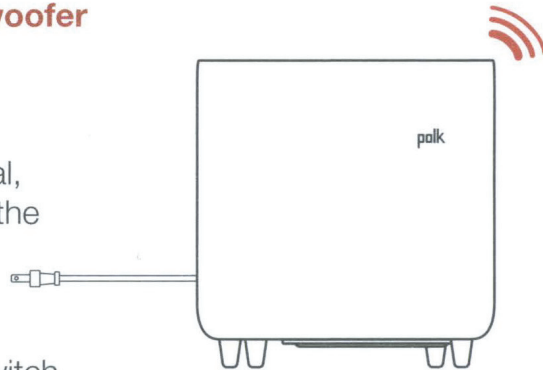
How to Connect Your Subwoofer

Your subwoofer receives a wireless audio signal from the bar. All you need to do is plug in the power cord and make sure the main power switch is ON.



Syncing The Bar And Wireless Subwoofer

The MagniFi Soundbar and wireless subwoofer are preset at the factory to work together. Should your wireless subwoofer stop receiving an audio signal, follow these instructions to re-establish the connection:*



1. Turn off the subwoofer's AC Mains switch.
2. Press the SYNC button on the back of the bar and hold for three (3) seconds.
3. The LED on the back of the bar will blink, indicating that the bar and the subwoofer are ready to be connected.
4. Turn on the subwoofer's AC Mains switch. When the subwoofer LED turns solid green, the bar and subwoofer are connected and ready to use.

* **Note:** If your bar is mounted to the wall, it will need to be removed for this procedure

Remote Control

- 1. Power
- 2. Mute
- 3. Source 1, 2, Bluetooth
- 4. Master Volume Up and Down (+ / -)
- 5. Voice Volume Up and Down (+ / -)
- 6. Bass Volume Up and Down (+ / -)
- 7. Movie/Music Select



MagniFi soundbar Button Controls

	Power On: Standby mode.			Bass: Increase/Decrease		
	Source: Access learning mode to select with the remote.			Mute		
	Volume: Increase/Decrease			Bluetooth: Pairs and connects with a Bluetooth Device		
	Voice Adjust: Increase/Decrease					

LED User Interface

(visit www.polkaudio.com for a more expansive LED section in the manual)



Seven LEDs behind the sound bar grille communicate which source has been selected (including Movie and Music modes), power state, master, voice and bass volumes, mute status, Dolby Digital detection and learning mode.

VoiceAdjust Technology

Your MagniFi Soundbar has a dedicated center channel, which you control from either the bar or the remote control. By controlling the volume of the center channel, you can fine tune all dialogue to be more intelligible.

Bluetooth® Wireless Technology

(visit www.polkaudio.com for a more expansive Bluetooth section in the manual)

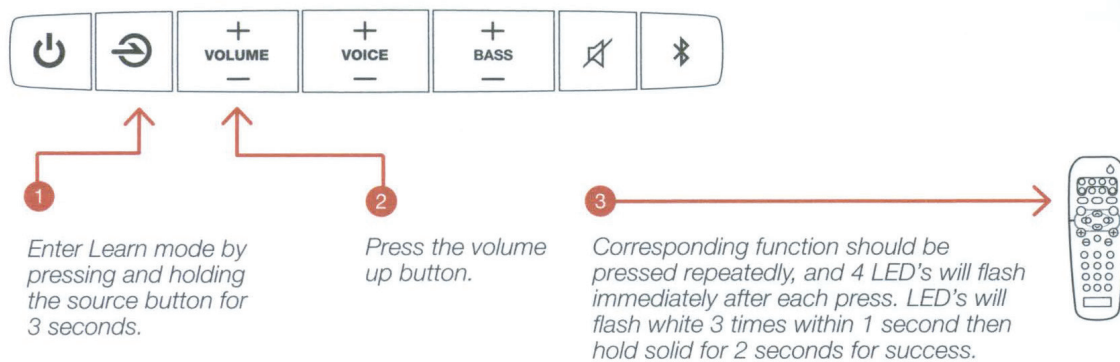
To start using the *Bluetooth* source you must first pair your device with the bar. Pairing enables your *Bluetooth* device to connect with your sound bar wirelessly. You only have to pair your sound bar with your *Bluetooth* device one time for this exchange of information to take place. After that you simply select “Polk MagniFi” from your device list to make the connection to your sound bar. The sound bar can hold 8 *Bluetooth* devices in its memory. If more than 7 devices pair after yours, your device could be dropped from the memory list.

The Polk MagniFi is equipped with NFC (Near Field Communication) located to the right of the buttons, which gives you the convenience of simply touching your *Bluetooth* device to pair and connect.

IR Remote Learning

For your sound bar to respond to your remote control, you **MUST FIRST** program the bar to respond to your television's original IR (Infra-Red) remote. An RF (Radio Frequency) remote will not work. Other remotes (cable, satellite) will work only after you have programmed the bar to respond to the TV's IR remote.

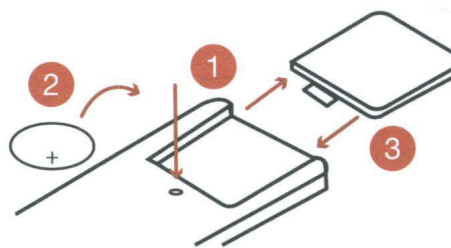
Note: If your bar fails to learn certain IR remote codes, the LED will blink red. LED's then exit the learn mode after attempting to connect. Carefully repeat steps 1-3 below.



Code Erasing Procedure: If you have programmed your Sound bar to respond to a remote control and you no longer want it to do so, erase the codes by pressing the SOURCE key for about 10 seconds while the unit is in standby mode (LED's will flash fast, alternating amber/white 3 times per second for 2 seconds). When sequence is complete you'll know that previously learned codes have been successfully erased.

Remote Battery Replacement

- 1 Insert and press a pin into the hole, then press and push the battery cover outward to open.
- 2 Install a new CR2032 battery following the correct orientation (follow the (+) (-) signs on the remote control)
- 3 Slide back the battery cover



Technical Assistance

Thank you for your Polk purchase. If you have a question or comment, please feel free to call us or email us. In North America, call Polk Customer Service 800-377-7655 (M-F, 9:00 AM-5:30 PM EST) or via email polkcs@polkaudio.com. Outside the US, call +1-410-358-3600.

Contact Us Directly

Polk | 5601 Metro Drive Baltimore, MD 21215 | 800-377-7655
www.polkaudio.com

The complete owner's manual can be found online at www.polkaudio.com



5601 Metro Drive
Baltimore, MD 21215
800-377-7655
www.polkaudio.com



magnifi soundbar

Voice-optimizing Wireless Sound Bar System

Important Product Information

Safety Precautions

FCC Statement

1. This device complies with Part 15 of the FCC Rules. Operation is subject to the following two conditions:
 - (1) This device may not cause harmful interference.
 - (2) This device must accept any interference received, including interference that may cause undesired operation.

CAUTION: Any changes or modifications not expressly approved by the grantee of this device could void the user's authority to operate the equipment.

Federal Communications Commission Interference Statement

This equipment has been tested and found to comply with the limits for a Class B digital device, pursuant to part 15 of the FCC Rules. These limits are designed to provide reasonable protection against harmful interference in a residential installation. This equipment generates, uses and can radiate radio frequency energy and, if not installed and used in accordance with the instructions, may cause harmful interference to radio communications. However, there is no guarantee that interference will not occur in a particular installation. If this equipment does cause harmful interference to radio or television reception, which can be determined by turning the equipment off and on, the user is encouraged to try to correct the interference by one or more of the following measures:

- (1) Reorient or relocate the receiving antenna.
- (2) Increase the separation between the equipment and receiver.
- (3) Connect the equipment into an outlet on a circuit different from that to which the receiver is connected.
- (4) Consult the dealer or an experienced radio/TV technician for help.

RF Exposure Warning

This equipment must be installed and operated in accordance with provided instructions and the antenna(s) used for this transmitter must be installed to provide a separation distance of at least 20 cm from all persons and must not be co-located or operating in conjunction with any other antenna or transmitter. End-users and installers must be provided with antenna installation instructions and transmitter operating conditions for satisfying RF exposure compliance.

5GHz RF Device Statement

5.15~5.25MHz Band

- This device is operation in 5.15 – 5.25GHz frequency range, then restricted in indoor use only,
- Outdoor operations in the 5150~5250MHz is prohibit.

Master Equipment:

The availability of some specific channels and/or operational frequency bands are country dependent and are firmware programmed at factory to match the intended destination. The firmware setting is not accessible by the end user.

This device is Master equipment, the transmission is disabled in the 5600-5650MHz band.

Slave Equipment:

This device is slave equipment, the device is not radar detection and not ad-hoc operation in the DFS band.

FCC RF Warning

This equipment must be installed and operated in accordance with provided instructions and the antenna(s) used for this transmitter must be installed to provide a separation distance of at least 20 cm from all persons and must not be co-located or operating in conjunction with any other antenna or transmitter. End-users and installers must be provided with antenna installation

instructions and transmitter operating conditions for satisfying RF exposure compliance.

IC Warning

This device complies with Industry Canada License-exempt RSS standard(s). Operation is subject to the following two conditions:

- (1) This device may not cause harmful interference, and
- (2) This device must accept any interference, including interference that may cause undesired operation of the device. Changes or modifications not expressly approved by the party responsible for compliance could void the user's authority to operate the equipment. The battery or batteries shall not be exposed to excessive heat such as sunshine, fire or the like.

Canada, Industry Canada (IC) Notices

This device complies with Industry Canada licence-exempt RSS standard(s).

Operation is subject to the following two conditions:

- (1) This device may not cause interference, and
- (2) This device must accept any interference, including interference that may cause undesired operation of the device.

Radio Frequency (RF) Exposure Information

The radiated output power of the Wireless Device is below the Industry Canada (IC) radio frequency exposure limits. The Wireless Device should be used in such a manner such that the potential for human contact during normal operation is minimized.


This device has also been evaluated and shown compliant with the IC RF Exposure limits under mobile exposure conditions. (antennas are greater than 20cm from a person's body).

Important Safety Instructions

1. Read these instructions.
2. Keep these instructions.
3. Heed all warnings.
4. Follow all instructions.

5. Do not use this apparatus near water.
6. Clean only with dry cloth.
7. Do not block any ventilation openings. Install in accordance with the manufacturer's instructions.
8. Do not install near any heat sources such as radiators, heat registers, stoves, or other apparatus (including amplifiers) that produce heat.
9. Do not defeat the safety purpose of the polarized or grounding plug. A polarized plug has two blades with one wider than the other. A grounding plug has two blades and a third grounding prong. The wide blade or the third prong is provided for your safety. If the provided plug does not fit into your outlet, consult an electrician for replacement of the obsolete outlet.
10. Protect the power cord from being walked on or pinched particularly at the plugs, convenience receptacles, and at the point where they exit from the apparatus.
11. **DO NOT** overload wall outlets or extension cords beyond their rated capacity as this can cause electric shock or fire.
12. This equipment is a Class II or double insulated electrical appliance. It has been designed in such a way that it does not require a safety connection to electrical earth. (for wireless subwoofer unit).
13. Correct Disposal of this product. This marking indicates that this product should not be disposed with other household wastes throughout the EU. To prevent possible harm to the environment or human health from uncontrolled waste disposal, recycle it responsibly to promote the sustainable reuse of material resources. To return your used device, please use the return and collection systems or contact the retailer where the product was purchased. They can take this product for environmental safe recycling.

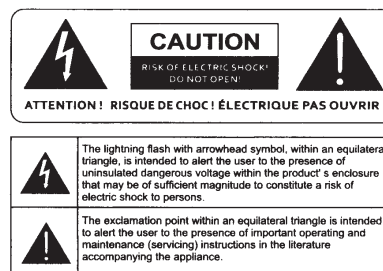


14. Only use attachments/accessories specified by the manufacturer.
15. Use only with the cart, stand, tripod, bracket, or table specified by the manufacturer, or sold with the apparatus. When a cart or rack is used, use caution when moving the cart/apparatus combination to avoid injury from tip-over. 
16. Unplug the apparatus during lightning storms or when unused for long periods of time.
17. Refer all servicing to qualified personnel. Servicing is required when the apparatus has been damaged in any way, such as when power supply cord or plug is damaged, liquid has been spilled or objects have fallen into the apparatus, or apparatus has been exposed to rain or moisture, does not operate normally, or has been dropped.
18. The equipment shall be used at maximum 35 degree C ambient temperature
19. Do not open the equipment to reduce the risk of electrical shock. For safety reasons it is only allow to the opened by qualified service personnel.
20. **WARNING:** To reduce the risk of fire or electric shock, do not expose this apparatus to rain or moisture. And the apparatus shall not be exposed to dripping or splashing and that no objects filled with liquids, such as vases, shall be placed on the apparatus.
21. The AC inlet is used as the disconnect device and shall remain readily operable.
22. The product shall be used on open bench.
23. No naked flame sources, such as lighted candles, should be placed on the apparatus.
24. **WARNING:** To prevent injury, this apparatus must be securely attached to the floor/wall in accordance with the installation instruction.

WARNING: DO NOT INGEST BATTERY, CHEMICAL BURN HAZARD

- a. The remote control supplied with this product contains a coin/button cell battery. If the coin/ button cell battery is swallowed, it can cause severe internal burns in just 2 hours and can lead to death.

- b. Keep new and used batteries away from children.



If the battery compartment does not close securely, stop using the product and keep it away from children.

c. If you think batteries might have been swallowed or placed inside any part of the body, seek immediate medical attention.

CAUTION: Danger of explosion if battery is incorrectly replaced. Replace only with the same or equivalent type.

EU Compliance Information

Eligible to bear the CE mark; Conforms to European Union Low Voltage Directive 2006/95/EC; European Union EMC Directive 2004/108/EC; European Union Restriction of Hazardous Substances Recast (RoHS2) Directive 2011/65/EC; European Union WEEE Directive 2002/96/EC; European Union Eco-Design Directive 2009/125/EC; European Union Registration, Evaluation,

Authorization and Restriction of Chemicals (REACH) Directive 2006/121/EC; European Union Radio and Telecommunications Terminal Equipment (R&TTE) Directive 1999/5/EC.

This product contains batteries that are covered under the 2006/66/EC European Directive, which cannot be disposed of with normal household waste. Please follow local regulations.

You may obtain a free copy of the Declaration of Conformity by contacting your dealer, distributor, or Polk's worldwide headquarters. Contact information can be found here: www.polkaudio.com

Limited Warranty

Polk Audio, LLC., warrants to the original retail purchaser only. This warranty will terminate automatically prior to its stated expiration if the original retail purchaser sells or transfers the Product to any other party. Polk Audio, Inc., warrants, to the original retail purchaser only, that the LOUDSPEAKER(S), PASSIVE CROSSOVER COMPONENT(S) and ENCLOSURE on this Polk Audio Loudspeaker Product will be free from defects in material and workmanship for a period of three (3) years from the date of original retail purchase from a Polk Audio Authorized Dealer. Furthermore, Polk Audio, LLC., warrants, to the original retail purchaser only, that any AMPLIFIER OR OTHER ELECTRONIC COMPONENT that may be included in this Polk Audio Loudspeaker Product will be free from defects in material and workmanship for a period of one (1) year from the date of original retail purchase from a Polk Audio Authorized Dealer. To allow Polk to offer the best possible warranty service, please register your new product online at: www.polkaudio.com/registration or call Polk Customer Service at 800-377-7655 in the USA and Canada (outside the USA: +1-410-358-3600) within ten (10) days of the date of original purchase. Be sure to keep your original purchase receipt. Defective Products must be shipped, together with proof of purchase, prepaid insured to the Polk Audio Authorized Dealer from whom you purchased the Product, or to the Factory at 1 Viper Way, Vista, California 92081. Products must be shipped in the original shipping container or its equivalent; in any case the risk of loss or damage in transit is to be borne by you. If upon examination at the Factory or Polk Audio Authorized Dealer it is determined that the unit was defective in materials or workmanship at any time during this Warranty period, Polk Audio or the Polk Audio Authorized Dealer will, at its option, repair or replace this Product at no additional charge, except as set forth below. All replaced parts and Products become the property of Polk Audio. Products replaced or repaired under this warranty will be returned to you, within a reasonable time, freight prepaid. This warranty does not include service or parts to repair damage caused by accident, disaster, misuse, abuse, negligence, inadequate packing or shipping procedures, commercial use, voltage inputs in excess of the rated maximum of the unit, cosmetic appearance of cabinetry not directly attributable

to defect in materials or workmanship, or service, repair, or modification of the Product which has not been authorized or approved by Polk Audio. This warranty shall terminate if the serial number on the Product has been removed, tampered with or defaced. This warranty is in lieu of all other expressed Warranties. If this Product is defective in materials or workmanship as warranted above, your sole remedy shall be repair or replacement as provided above. In no event will Polk Audio, Inc. be liable to you for any incidental or consequential damages arising out of the use or inability to use the Product, even if Polk Audio, Inc., or a Polk Audio Authorized Dealer, has been advised of the possibility of such damages, or for any claim by any other party. Some states do not allow the exclusion or limitation of consequential damages, so the above limitation and exclusion may not apply to you. All implied warranties on this Product are limited to the duration of this expressed Warranty. Some states do not allow limitation on how long an implied Warranty lasts, so the above limitations may not apply to you. This Warranty gives you specific legal rights, and you also may have other rights which vary from state to state. This Warranty applies only to Products purchased in the United States of America, its possessions, and U.S. and NATO armed forces exchanges and audio clubs. The Warranty terms and conditions applicable to Products purchased in other countries are available from the Polk Audio Authorized Distributors in such countries.

Official Company information:

Polk Audio is a DEI Holdings, Inc. Company. Polk Audio and Polk are registered trademarks of Polk Audio, LLC. MagniFi and VoiceAdjust are trademarks of Polk Audio Inc. The Bluetooth® word mark and logos are registered trademarks owned by Bluetooth SIG, Inc. and any use of such marks by Polk Audio is under license. Other trademarks and trade names are those of their respective owners. The "aptX®" software is copyright CSR plc or its group companies. All rights reserved. The aptX® mark and the aptX logo are trademarks of CSR plc or one of its group companies and may be registered in one or more jurisdictions." 5601 Metro Drive Baltimore, MD 21215

800-377-7655 www.polkaudio.com

A Note Regarding Wireless Performance:

Like all wireless devices, your MagniFi Soundbar may be susceptible to RF interference from such sources as microwave ovens, WiFi computer systems, video game systems, cordless telephones, blue tooth systems, baby monitors and other devices. In particular, any devices operating in the 2.4GHz band may cause intermittent wireless connections between the sound bar and the subwoofer. It is also possible that your sound bar system may affect other wireless systems. For the most part, you can avoid wireless performance problems by physically separating these devices from your sound bar System. Maintaining a distance of several feet or more between your sound bar and any wireless device should prevent any mutual interference effects. If you do notice any subwoofer signal dropouts take care to identify the root cause (most commonly having other wireless devices too close) and resolve accordingly. Any interference effects from a microwave oven will cease once the oven stops operating and may be resolved on a long-term basis by increasing the physical distance between your sound bar system and the microwave oven.

WARNING: LISTEN CAREFULLY

Polk Audio loudspeakers and subwoofers are capable of playing at extremely high volume levels, which could cause serious or permanent hearing damage. Polk Audio, LLC accepts no liability for hearing loss, bodily injury or property damage resulting from the misuse of its products. Keep these guidelines in mind and always use your own good judgment when controlling volume:

- You should limit prolonged exposure to volumes that exceed 85 decibels(dB). Refer to the Occupational Health and Safety Administration (OSHA) guidelines at: www.osha.gov/SLTC/noisehearingconservation/index.html

Troubleshooting

The bar does not power on.

- Ensure you have plugged the power supply into a live wall outlet.
- Ensure that all components of the power supply are connected properly.
- Ensure the power supply is properly connected to the bar power input.

No sound from the bar.

- Check that the TV or cable box is providing a signal.
- If necessary, check using an alternate source.
- Check that the bar is receiving power and is turned on.
- Turn up the volume of the bar.
- Check the input cables to make sure they are connected securely.
- Turn up the volume of your television or cable box.
- Check mute status: Is the bar status light slowly blinking green? If so, press the Mute button on the bar.

The sound coming from the bar is distorted.

- Try turning down the volume of your audio source, if possible.
- Audio processing (see online manual)—there may be audio processing occurring prior to reaching the bar. Disable this processing.

The included remote control won't work.

- Ensure the battery's protective plastic tab has been removed.
- Replace the battery (CR2032).

The bar won't learn my remote control commands.

- Carefully follow the programming instructions in the online manual.
- Hold the remote steady and 1-2 feet from the front of the bar.
- Quickly "tap" the button on your existing remote until the status LED blinks green.

Note: The bar learns almost all IR commands, but some IR protocols cannot be programmed.

The volume of my television speakers gets louder than my MagniFi Soundbar system over time.

- Turn off your TV speakers per the instructions in the online manual.
- When the remote control volume button is held down, your television may change volume levels faster than the bar. Use the buttons on the bar to adjust the volume of the bar to the correct balance with the TV speakers.



5601 Metro Drive
Baltimore, MD 21215
800-377-7655

www.polkaudio.com