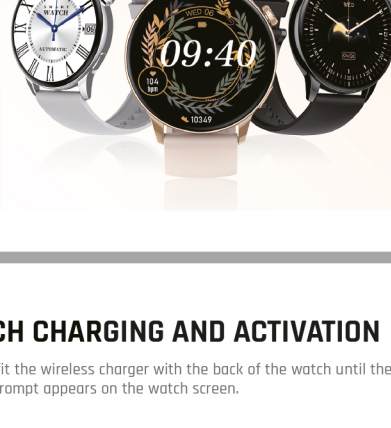
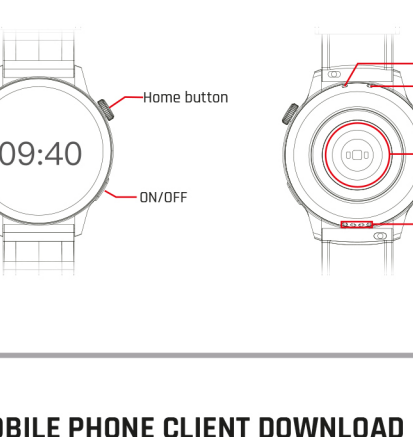


USER MANUAL MAXCOM FW58 VANAD PRO



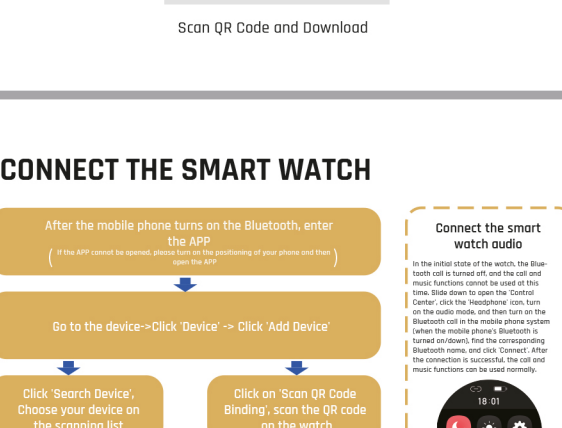
WATCH CHARGING AND ACTIVATION

Align and fit the wireless charger with the back of the watch until the charging prompt appears on the watch screen.



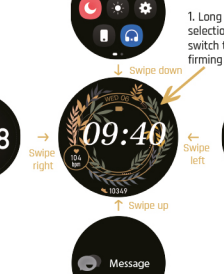
*After receiving the watch, if it is not turned on, please charge it for more than 1 hour before activating the watch.

WATCH APPEARANCE



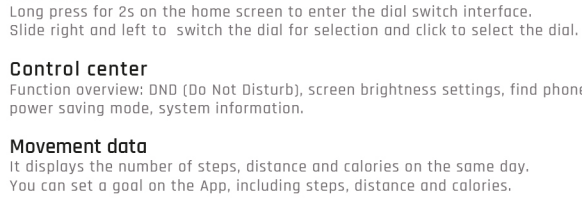
MOBILE PHONE CLIENT DOWNLOAD

Scan the FitCloudPro QR code below to download and install the mobile phone client

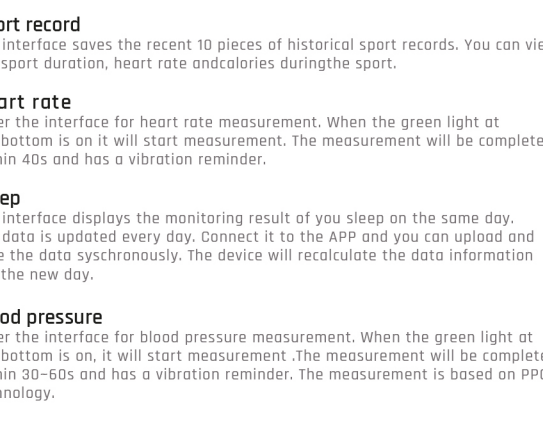


Scan QR Code and Download

CONNECT THE SMART WATCH



TOUCHSCREEN



FUNCTIONS INTRODUCTION

Dial switch
Long press for 2s on the home screen to enter the dial switch interface. Slide right and left to switch the dial for selection and click to select the dial.

Control center
Function overview: DND (Do Not Disturb), screen brightness settings, find phone, power saving mode, system information.

Movement data
It displays the number of steps, distance and calories on the same day. You can set a goal on the App, including steps, distance and calories.

Sports
Options for sport patterns: walking, running, cycling, mountain climbing, swimming, yoga, round-belly machine, basketball, etc.

Sport record
The interface saves the recent 10 pieces of historical sport records. You can view the sport duration, heart rate and calories during the sport.

Heart rate
Enter the interface for heart rate measurement. When the green light at the bottom is on it will start measurement. The measurement will be completed within 30-60s and has a vibration reminder.

Sleep
The interface displays the monitoring result of you sleep on the same day. The data is updated every day. Connect it to the APP and you can upload and save the data synchronously. The device will recalculate the data information for the new day.

Blood pressure
Enter the interface for blood pressure measurement. When the green light at the bottom is on, it will start measurement. The measurement will be completed within 30-60s and has a vibration reminder. The measurement is based on PPG technology.

Blood oxygen
Enter the interface for blood oxygen measurement. When the green light at the bottom is on, it will start measurement. The measurement will be completed within 30-60s and has a vibration reminder. The measurement is based on PPG technology.

Female health
Keep the watch connected to the APP. You can open the female health reminder on the App, you can view the female health reminder information on the watch.

Music
Keep the watch connected to the APP. You can control the pause and start of the mobile phone music player, volume adjustment and song switching.

Weather
After you connect your watch with the APP and open the location permission, the weather interface will display the real-time temperature and weather type.

Alarm clock
Keep the watch connected to the APP. You can set a single alarm clock or a cyclic alarm clock. You can set up to 5 alarm clocks.

Stopwatch
Click the start button for the stopwatch to start. Click the pause button to pause the stopwatch. Click the reset button to zero the stopwatch. It can save up to 99 pieces of data.

Timer
As for the timer function, user may start quick timing through the system by pressing time or the user-defined button to set the time. Click the Start button for the timing to start. Click the pause button to stop the timing. Click the reset button to zero the timing.

Information
Open information push on the App and the watch can receive the corresponding messages. It can save up to the last 15 messages.

Find my phone
Keep the watch connected to the App and click "Find my phone". The bell rings on your mobile phone and the watch shows that you have successfully found your mobile phone; if the watch is not connected to the APP, the watch will indicate that it is not connected.

Settings
Settings function includes screen display (dial switch, duration of screen brightening, brightness control, duration of dial brightening through palming), language, vibration strength, menu style, battery, QR code and system settings.

Breath training
During breath training, there are 1 minute and 2 minutes options. User clicks the corresponding duration for breathing training. After clicking to start, follow the icon to zoom in and inhale, shrink and exhale.

Drinking reminder
You can open this function through [device > drinking reminder] on the APP. After it is opened, you can set the start time, end time and reminder interval.

Sedentary reminder
You can open this function through [device > sedentary reminder] on the App. After it is opened, you can set the start time, end time and the period for "Do Not Disturb".

SPECIFICATION

Dimensions: 48*41*11 [mm]
Weight: 60g
Band: silikon/metal
EIRP: -2,66 dBm
Display: 1,3" AMOLED
Memory: RAM: 192KB + ROM: 256KB + 128Mb Nor flash
Waterproof: IP68
Battery: 200mAh

*The maximum radio frequency radiated in the range 2402-2480MHz

FREQUENTLY ASKED QUESTIONS AND TROUBLE SHOOTING

Fail to start the watch
Press the power switch for more than 3s. Maybe the battery level is too low. Please charge the battery timely.

The Bluetooth is not connected or cannot be connected
1. The Bluetooth is not connected or cannot be connected;
2. Please restart the mobile phone Bluetooth and connect again;
3. Do not connect your mobile phone to other Bluetooth devices at the same time.

The measurement of heart rate/ blood oxygen/ ECG is inaccurate
1. Generally, it is caused by poor contact between the watch sensor and human body;
2. Please ensure that the sensor contacts the wrist well during measurement;
3. Please keep your body still and the watch attached to your wrist tightly during measurement.

Sleep data is not accurate enough
1. Sleep monitoring simulates the status of natural sleep and getting up and you should wear it as usual;
2. If you sleep too late or you do not wear the watch until you go to sleep, there may be some errors
3. It does not monitor the sleep data during daytime. The default time for sleep monitoring is from 9:30 in the evening to 12:00 at noon on the next day

For more frequently asked questions, please view [My > FAQ] on the App

BLUETOOTH DATA TRANSMISSION

When connected to a mobile phone, the device will synchronize some data with the mobile phone through Bluetooth in time, including weather, notification messages, sports health data, etc. This data will not be synced when the connection is dropped or Bluetooth is turned off.

Notice:
1) Do not regularly in a humid and watery environment.
2) Please regularly clean the back of the watch and the surface of the wireless charger with a clean flannel to ensure the watch and the wireless charger surface are in full contact to ensure normal charging.
3) This product is not equipped with a power adapter. In order to ensure the safety of family members and property, you can use the computer USB interface or choose a power adapter with an output of no more than 5V/1A when charging. Please buy power adapters through regular channels, and avoid using low-quality, fake power adapters to avoid bursting or fir

PRECAUTIONS

1. The measurement results of this product are only for maternity examinations, and are not used for any medical purpose or basis. Please follow the doctor's instructions. Do not self-diagnose and treat with this measurement result.

2. The waterproof level of this product is IP68, and it cannot be used for diving / swimming or soaking in water for a long time; in addition, this product cannot be used in hot water/sauna environment, because water vapor will cause damage to the equipment.

3. The company reserves the right to modify the contents of this manual without prior notice. Some functions are different in the corresponding software version, which is normal.

FIND YOUR USER MANUAL LANGUAGE



SIMPLIFIED EU DECLARATION OF CONFORMITY

MAXCOM SA hereby declares that the radio equipment type FW58 is in compliance with Directive 2014/53/EU, 2011/65/EU. The full text of the EU declaration of conformity is available at the following internet address: www.maxcom.pl/pl/content/23-deklaracja

INFORMATION ON ENVIRONMENTAL PROTECTION

NOTE: THIS EQUIPMENT SHOULD NOT BE THROWN AWAY FROM THIS EQUIPMENT WITH MUNICIPAL WASTE!

The product should be used by selective collection in prepared points. Proper handling WEEE contributes to avoid consequences harmful to human health and the environment resulting from the presence of hazardous elements, as well as improper storage and processing of such equipment.

The device contains a Li-ion battery. Batteries that are worn out are harmful to the environment. They should be stored specifically at the point intended for this purpose, in a suitable container, in accordance with applicable regulations.

Batteries and accumulators must not be disposed of with the waste municipalities, take them to the collection point.

CAUTION: DO NOT DISCONNECT THE BATTERY NOR THROW BATTERIES INTO FIRE

Manufacturer and Distributor:
Maxcom S.A.
Ul. Towarowa 23a
43-100 Tychy
Poland

