

**User Manual / 사용자 매뉴얼 /
產品手冊 / 產品手冊**

Model: VAPPP109



Introduction:

Thank you for choosing this Verbatim product. Please read this manual carefully prior to use so as to fully understand the product and its correct usage.

- Type C PD 3.0 Port (Input: Max. 18 W / Output: Max. 20 W) - Use to recharge power pack and charge other devices.
 - USB-A QC 3.0 Port (Max. 18 W) - Use to charge iPhone, iPad, iPad Mini, Smartphone.
-

Caution:

- When used correctly, lithium-ion and lithium-polymer rechargeable batteries provide a safe and dependable source of portable power. However, misuse & abuse may result in leakage, fire, burns, explosion/disassembly causing personal injury or damage or defects to other devices.
 - Do not alter, modify or disassemble the charging device. There are no user-serviceable parts inside, and incorrect reassembly may result in shock or fire hazard.
 - Do not drop or subject the charging device to strong mechanical shock.
 - Keep the power pack away from heat sources, direct sunlight, combustible gas, humidity, water or other liquids.
 - Do not insert any objects into the ports or openings of the charging device.
 - Do not operate the charging device if it has been dropped or otherwise damaged in anyway.
 - The power pack will generate heat with charging. Always charge in a well ventilated area. Do not charge under pillows, blankets, on flammable surfaces, or in environments where the temperatures exceed 40°C/104°F.
 - Keep out of reach of children.
 - To reduce the risk of electric shock, unplug the charging device from any power source before attempting maintenance and cleaning.
 - Do not short-circuit the power pack or store it in a receptacle where it may be short-circuited by other metallic or conductive objects.
-

Package Contents:

- 1 x Power Pack
- 1 x USB-A to Type C Cable

Specifications:

Battery type: Li-Polymer

Operating temperature: 0°C - 40°C

Cycle time: Above 500 cycles

Size: 124.7 x 61 x 12.4mm

Weight: 188g

Input & Output Specifications:

Input: MicroUSB - 5 V \equiv 2 A, 9 V \equiv 2 A (Max. 18 W)

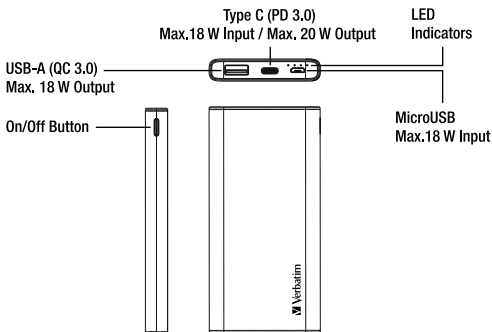
Type C (PD 3.0) - 5 V \equiv 2.4 A, 9 V \equiv 2 A, 12 V \equiv 1.5 A (Max. 18 W)

Output: USB-A (QC 3.0) - 5 V \equiv 2.4 A, 9 V \equiv 2 A, 12 V \equiv 1.5 A (Max. 18 W)

Type C (PD 3.0) - 5 V \equiv 3 A, 9 V \equiv 2.22 A, 12 V \equiv 1.67 A (Max. 20 W)

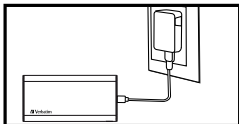
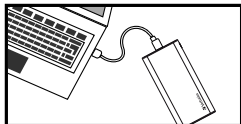
Total: Max. 20 W

* When more than one output is being used concurrently, the total maximum output is 15 W being shared among the output ports.



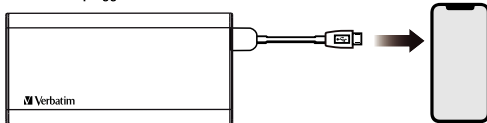
Charging the Power Pack:

- Connect the Type C side of the supplied cable to the Type C port on the power pack.
 - Connect the USB-A side of the supplied cable to either a computer USB-A port or USB AC adaptor. (eg: USB AC adaptor supplied with your Smartphone).
 - The LED power status lights display the battery level. When fully charged, all four LED lights will be on.
 - The LED lights switch off automatically when the charging cable is unplugged.
-



Charging Smartphones, Tablets and Other Devices:

- Connect your devices to the power pack via your device's regular charging cable (plug it into the USB-A or Type C port on the power pack).
- The LED Power Indicator will turn on.
- The LED Power Indicator will switch off automatically when the charging cable is unplugged.



LED Indicators:

A flashing white LED light indicates that the power pack is charging. Its position indicates the overall charge percentage with each light representing 25%. The battery is fully charged when all four lights are on.

25% 50% 75% 100%


White LED Indicators indicate remaining charge.

4 White Light - Fully Charged

3 White Light - 75% Charge remaining

2 White Light - 50% Charge remaining

1 White Light - 25% Charge remaining



Green

Green LED indicates fast charging.



Device Disposal:

- Please observe local laws when disposing of electronic devices and batteries.

 Verbatim.



1 Year Limited Warranty – for further details visit www.verbatim.com/warranty

EN

Verbatim Australia Pty Ltd (ABN 39 005 706 374)

- **Warranty Statement**

Our goods come with guarantees that cannot be excluded under the Australian Consumer Law. You are entitled to a replacement or refund for a major failure and for compensation for any other reasonably foreseeable loss or damage. You are also entitled to have the goods repaired or replaced if the goods fail to be of acceptable quality and the failure does not amount to a major failure.

Verbatim Australia Pty Ltd (ABN 39 005 706 374) ("Verbatim") provides the following warranty in relation to its goods ("Product").

The benefits of this warranty are in addition to any rights and remedies imposed by Australian State & Federal legislation that cannot be excluded. Nothing in this warranty is to be interpreted as excluding, restricting or modifying any State or Federal legislation applicable to the supply of goods and services which cannot be excluded, restricted or modified.

Verbatim warrants that, subject to the exclusions and limitations below, the Product will be free from defects in materials and workmanship for the period specified on the product packaging and/or the website from date of purchase.

If a defect appears in the Product before the end of the warranty period and Verbatim finds the Product to be defective in materials and workmanship, Verbatim will at its own discretion repair or replace the Product free of charge. If goods presented for repair are capable of retaining user-generated data, repair of these goods may result in loss of the data.

- **Proof of Purchase**

Proof of purchase shall be required to be eligible for this warranty and to establish the commencement date of this warranty. This warranty is valid for the original purchase only and is not transferrable to a subsequent customer if the Product is sold by the original customer during the warranty period.

The term of your warranty period shall commence from the purchase date appearing on your purchase receipt from an authorised distributor, reseller or retailer and extends only for the time set forth in the Product documentation. This information can be obtained from the packaging and/or the Verbatim Australia website.

- **Returned Merchandise Authorisation**

No product may be returned to Verbatim Australia without first contacting us for a RMA (Returned Merchandise Authorisation) number. If it is determined that a

Product may be defective, you will be given an authorisation number and instructions for Product return. An unauthorised return, i.e. one for which an RMA number has not been issued, will be returned to you at your expense. Authorised returns are to be shipped prepaid and insured to our Head Office in qualified packaging.

• **Warranty Claims**

- 1) If a fault covered by warranty occurs, the customer must first:
 - a) Contact Verbatim Australia Head Office using the contact details provided below; or
 - b) Return the Product to the retailer from which the Product was purchased.
- 2) Any warranty claim must be accompanied by:
 - a) Proof of purchase; and b) Full details of the alleged defect.
- 3) If Verbatim or the retailer from which the Product was purchased finds no defect in the Product after inspection and testing, the customer must pay Verbatim's usual costs of service work and testing.
- 4) The customer must bear the cost of the transport to Verbatim or to and from the retailer to make the warranty claim including all insurance of the Product. Verbatim will bear the cost of the return transport to the customer once the claim has been finalised.

• **Exclusions**

The warranty will not apply where:

- 1) The Product has been repaired, altered or modified by someone other than Verbatim or an authorised repair agent;
- 2) The alleged defect in the Product is within acceptable industry variances;
- 3) Verbatim cannot establish any fault in the Product after testing and inspection;
- 4) The Product has been used other than for the purpose for which it was designed;
- 5) The defect in the Product has arisen due to the customer's failure to properly use and maintain the Product in accordance with Verbatim's instructions, recommendations and specifications (including applicable maintenance schedules);
- 6) The Product has been subject to abnormal conditions or use, including environment, temperature, water, fire, humidity, pressure, stress or similar;
- 7) The defect has arisen due to abuse, misuse, neglect or accident.

- The warranty does not extend to:

- 1) Damage or defects caused by normal wear and tear;
- 2) General, consequential, punitive, incidental or special damages. These include loss of recorded data, interruption of use, the cost of recovery of lost data, lost profits and the cost of the installation or removal of any Products, the installation of replacement Products, and any inspection, testing or redesign caused by any defect or by the repair or replacement of Products arising from a defect in any Product.
- 3) Incompatibility or poor performance due to specific computer or hardware used.

- Limitations

Verbatim makes no express warranties or representations other than set out in this warranty.

The replacement of the Product or part of the Product is the absolute limit of Verbatim's liability under this express warranty.

- Contact Details

Verbatim Australia Pty Ltd

Unit 6, 450 Princes Highway, Noble Park, Victoria 3174, Australia

Tel: +61 3 9790 8999 Fax: +61 3 9790 8955

Email: support@verbatim.com.au

Website: www.verbatim.com.au

소개:

버바팀 제품을 선택하여 주셔서 감사합니다. 제품에 대한 이해와 올바른 사용을 위해 사용 전, 이 매뉴얼을 숙지하여 주시기 바랍니다.

- Type C PD 포트(입력: 최대 18 W / 출력: 최대 20 W) - 파워팩 및 기타 장치 충전용.
 - USB-A QC 3.0 포트(최대 18 W) - 아이폰, 아이패드, 아이패드 미니, 스마트폰 충전용.
-

주의:

- 올바르게 사용되었을 때, 리튬 이온/리튬 폴리머 충전용 배터리는 안전하고 유용한 휴대용 전원을 제공합니다. 그러나 올바르게 못한 사용은 인명 피해나 장치의 손상을 일으키는 누출, 화재, 폭발 등의 원인이 될 수 있습니다.
 - 파워팩을 수리, 수정, 변경하지 마십시오. 내부에는 사용자가 수리할 수 있는 부품이 없습니다. 잘못된 재조립으로 충격이나 화재의 위험이 발생할 수 있습니다.
 - 파워팩을 떨어뜨리거나 강한 충격을 주지 마십시오.
 - 파워팩이 열기, 직사광선, 가연가스, 습도가 높은 곳이나 물, 다른 액체 등에 노출되지 않도록 하십시오.
 - 파워팩의 포트 등에 어떤 물체를 넣지 마십시오.
 - 파워팩에 낙하, 충격 또는 다른 손상이 가해졌을 경우에는 파워팩을 작동하지 마십시오.
 - 파워팩은 충전 시 열기를 발생시킵니다. 항상 통풍이 잘 되는 곳에서 충전해 주십시오. 베개 밑, 담요, 가연성 표면으로 이루어진 곳 또는 온도가 40°C / 104°F 이상 되는 곳에서는 사용하지 마십시오.
 - 어린이의 손에 닿지 않도록 하십시오.
 - 감전의 위험을 줄이기 위해 유지관리 및 청소 전에는 파워팩의 전원을 분리하여 주십시오.
 - 합선이 일어나지 않게 하고, 전도성 물체 또는 금속 물체들에 의해 합선이 일어날 수 있는 곳에 보관하지 마십시오.
-

구성품:

- 1 x 파워팩
- 1 x USB-A to Type C 케이블

제품사양:

배터리 타입: 리튬 폴리머

작동 온도: 0°C - 40°C

가용횟수: 500회 이상

사이즈: 124.7 x 61 x 12.4mm

무게: 188g

입력 및 출력 사양:

입력: MicroUSB - 5V \equiv 2 A, 9V \equiv 2 A (최대 18W)

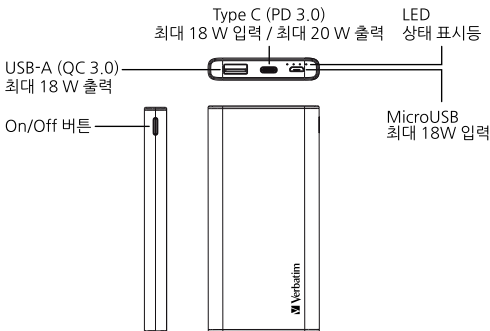
Type C (PD 3.0) - 5V \equiv 2.4 A, 9V \equiv 2 A, 12V \equiv 1.5 A (최대 18W)

출력: USB-A (QC 3.0) - 5V \equiv 2.4 A, 9V \equiv 2 A, 12V \equiv 1.5 A (최대 18W)

Type C (PD 3.0) - 5V \equiv 3 A, 9V \equiv 2.22 A, 12V \equiv 1.67 A (최대 20W)

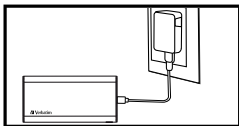
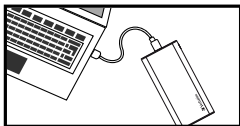
총 최대 20W

* 둘 이상의 출력을 동시에 사용하는 경우, 총 최대 출력은 출력 포트 간에 15W를 공유합니다.



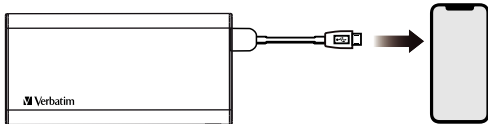
파워팩 충전하기:

- 제공된 케이블의 Type C 커넥터를 파워팩의 Type C 포트에 연결하십시오.
- 제공된 케이블의 USB-A 커넥터를 컴퓨터의 USB-A 포트나 USB AC 어댑터에 연결하여 주십시오. (예: 스마트폰과 함께 제공되는 USB AC 어댑터).
- LED 상태 표시등으로 배터리 충전 상태를 알 수 있습니다. 4개의 LED에 모두 불이 들어오면, 배터리가 완전히 충전된 것입니다.
- 충전 케이블이 분리되면 LED 상태 표시등은 자동으로 꺼집니다.



스마트폰, 태블릿 및 기타 장치 충전하기:

- 장치에 맞는 충전 케이블로 장치와 파워팩을 연결하십시오.
(파워팩의 USB-A 또는 Type C 포트에 연결)
- LED 상태 표시등이 켜질 것입니다.
- LED 상태 표시등은 충전 케이블이 분리되면 자동으로 꺼집니다.



LED 상태 표시등:

흰색 LED가 깜빡이는 것은 파워팩이 충전 중임을 뜻합니다. 이 LED로 충전량을 알 수 있으며, LED 한 칸은 25%를 나타냅니다.

배터리가 완전히 충전되면 4개의 LED에 모두 불이 들어옵니다.

25% 50% 75% 100%


흰색 LED램프는 충전이 남아있음을 나타냅니다.

흰색 LED 4칸 : 충전완료

흰색 LED 3칸 : 75% 충전

흰색 LED 2칸 : 50% 충전

흰색 LED 1칸 : 25% 충전



녹색

녹색 LED는 고속 충전을 뜻합니다.



장치의 폐기처분:

- 이 장치를 폐기처분 하실 때는 반드시 정해진 전자제품/배터리의 재활용 및 폐기처분 요구사항을 따라 주십시오.

Verbatim.



1년의 제한된 품질보증 -

보다 자세한 정보는 www.verbatim.com/warranty를 참고 하십시오

KO

前言：

感謝您選購並使用VERBATIM產品，為讓您能夠更好的使用本產品的所有功能，請您在正式使用本產品前，仔細閱讀本手冊內所提及的注意事項以及詳細功能操作說明。

- Type C PD 端口(輸入：最大18 W / 輸出：最大20 W) - 行動電源充電和供電用端口。
 - USB-A QC 3.0端口(最大18 W) - iPhone，iPad，iPad Mini，智慧型手機等充電用。
-

注意事項：

- 在正確使用時，聚合物鋰離子電池提供安全和可靠的便攜式電源。但是，如果它們被誤用或濫用，則可能導致漏電，燙傷，火災或爆炸/解體，造成人身傷害或損壞其他設備。
 - 請不要變更，修改或拆開充電設備。內部沒有用戶可維修的零件。不正確的拆裝可能會導致觸電或火災。
 - 請勿摔落或讓行動電源受到強烈的機械性衝擊。
 - 保持行動電源遠離熱源，避免陽光直射，可燃氣體，濕氣，水或其他液體。
 - 不要插入任何對應以外物體到行動電源的端口或開口。
 - 請勿操作已受損的行動電源，包括受到摔落或其他形式的損壞。
 - 行動電源在充電期間將產生熱量。請務必在通風良好的地方進行充電。請不要在枕頭，被子下，易燃的表面上，或者在溫度超過40 °C / 104 °F 環境中進行充電。
 - 放置於讓兒童接觸不到的地方。
 - 為了減少觸電危險，在嘗試任何維護或清理前，必須拔除充電器的任何電源。
 - 不要讓行動電源短路或將其存儲於可能因金屬或其他導電物體導致短路的地方。
-

包裝內容：

- 1 x 行動電源
- 1 x USB-A 至 Type C連接線

產品規格：

電池種類: 鋰聚合物電池

運作溫度: 0 °C - 40 °C

循環充電次數: 500 回以上

體積: 124.7 x 61 x 12.4 毫米

淨重: 188 克

輸入輸出規格：

輸入：MicroUSB - 5 V \equiv 2 A, 9 V \equiv 2 A (最大 18 W)

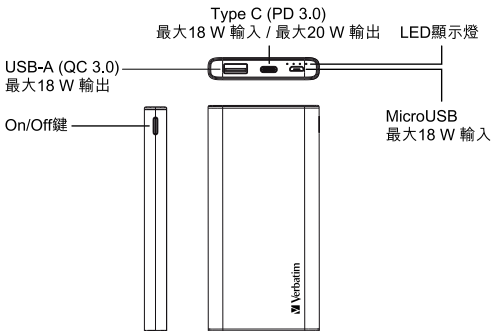
 Type C (PD 3.0) - 5 V \equiv 2.4 A, 9 V \equiv 2 A, 12 V \equiv 1.5 A (最大 18 W)

輸出：USB-A (QC 3.0) - 5 V \equiv 2.4 A, 9 V \equiv 2 A, 12 V \equiv 1.5 A (最大 18 W)

 Type C (PD 3.0) - 5 V \equiv 3 A, 9 V \equiv 2.22 A, 12 V \equiv 1.67 A (最大 20 W)

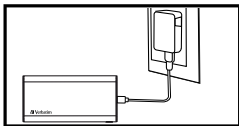
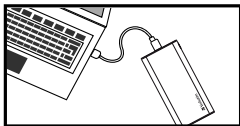
 最大總輸出 20 W

備註：當多於一個端口同時使用時，最大總輸出會調整為 15 W，由相關的輸出端口共享。



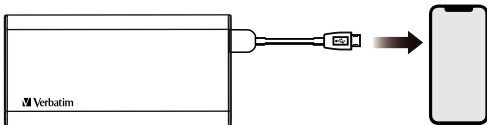
為可充式行動電源充電：

- 將附帶Type C 連接線連接到行動電源的Type C端口。
- 將連接線USB-A的一端連接到電腦USB-A端口或USB AC電源變換器 (例如：智能手機提供的USB AC電源變換器)。
- LED電源狀態指示燈顯示電池電量。當充滿電後，所有四個指示燈會同時亮起。
- 在拔掉連接線後，LED指示燈將自動關閉。



為智能手機，平板電腦或其他設備充電：

- 使用對應的充電線將您的設備連接到行動電源 (將充電線插入行動電源的USB-A或Type C端口)。
- LED電源狀態指示燈在充電時將亮起。
- 在拔掉連接線後，LED指示燈將自動關閉。



LED 指示燈：

閃爍的白光LED指示燈代表行動電源正在充電。其位置表示整體充電比率，而每盞燈代表25%。在電池充滿電時，所有四個指示燈會同時亮起。

白色LED燈的數目表示電源狀態。


4 盞白色燈 - 電量全滿

3 盞白色燈 - 75% 剩餘電量

2 盞白色燈 - 50% 剩餘電量

1 盞白色燈 - 25% 剩餘電量

25% 50% 75% 100%



綠燈

綠色LED燈表示快速充電。



正確的棄置此設備：

- 不要隨意扔掉。請遵守當地對回收電器和電池的法律規定。

Verbatim



1年有限保固 - 詳情請瀏覽 www.verbatim.com/warranty

TC

前言：

感谢您选购并使用VERBATIM产品，为让您能够更好的使用本产品的所有功能，请您在正式使用本产品前，仔细阅读本手册内所提及的注意事项以及详细功能操作说明。

- Type C PD 端口(输入：最大18 W / 输出：最大20 W) - 移动电源充电和供电用端口。
 - USB-A QC 3.0端口 (最大18 W) - iPhone，iPad，iPad Mini，智能手机等充电用。
-

注意事项：

- 在正确使用时，聚合物锂离子电池提供安全和可靠的便携式电源。但是，如果它们被误用或滥用，则可能导致漏电，烫伤，火灾或爆炸/解体，造成人身伤害或损坏其他设备。
 - 请不要变更，修改或拆开充电设备。内部没有用户可维修的零件。不正确的拆装可能会导致触电或火灾。
 - 请勿摔落或让移动电源受到强烈的机械性冲击。
 - 保持移动电源远离热源，避免阳光直射，可燃气体，湿气，水或其他液体。
 - 不要插入任何对应以外物体到移动电源的端口或开口。
 - 请勿操作已受损的移动电源，包括受到摔落或其他形式的损坏。
 - 移动电源在充电期间将产生热量。请务必在通风良好的地方进行充电。请不要在枕头，被子下，易燃的表面上，或者在温度超过40 °C / 104 °F环境中进行充电。
 - 放置于让儿童接触不到的地方。
 - 为了减少触电危险，在尝试任何维护或清理前，必须拔除充电器的任何电源。
 - 不要让移动电源短路或将其存储于可能因金属或其他导电物体导致短路的地方。
-

包装内容：

- 1 x 移动电源
- 1 x USB-A 至 Type C连接线

产品规格：

电池种类: 锂聚合物电池

运作温度: 0℃ - 40℃

循环充电次数: 500 回以上

体积: 124.7 x 61 x 12.4毫米

净重: 188克

输入输出规格：

输入：MicroUSB-5V \equiv 2A, 9V \equiv 2A(最大18W)

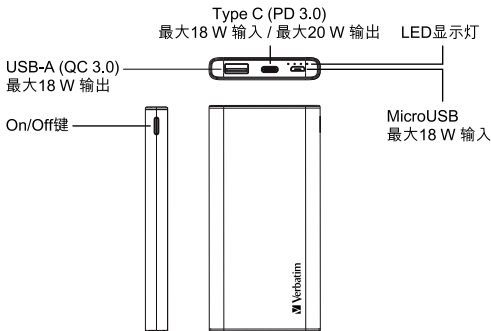
 Type C (PD 3.0)-5V \equiv 2.4A, 9V \equiv 2A, 12V \equiv 1.5A(最大18W)

输出：USB-A (QC 3.0)-5V \equiv 2.4A, 9V \equiv 2A, 12V \equiv 1.5A(最大18W)

 Type C (PD 3.0)-5V \equiv 3A, 9V \equiv 2.22A, 12V \equiv 1.67A(最大20W)

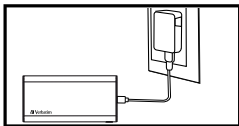
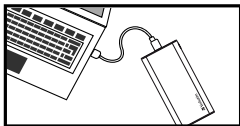
最大总输出20W

备注：当多于一个端口同时使用时，最大总输出会调整为15W，由相关的输出端口共享。



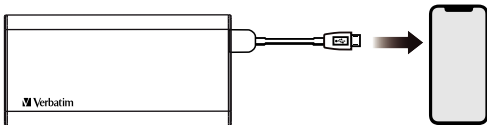
为可充式移动电源充电：

- 将附带Type C 连接线连接到移动电源的Type C端口。
- 将连接线USB-A的一端连接到电脑USB-A端口或USB AC电源变压器（例如：智能手机提供的USB AC电源变压器）。
- LED电源状态指示灯显示电池电量。当电源充满后，所有四个指示灯会同时亮起。
- 在拔掉连接线后，LED指示灯将自动关闭。



为智能手机，平板电脑或其他设备充电：

- 使用对应的充电线将您的设备连接到移动电源 (将充电线插入移动电源的USB-A或Type C端口)。
- LED电源状态指示灯在充电时将亮起。
- 在拔掉连接线后，LED指示灯将自动关闭。



LED 指示灯：

闪烁的白光LED指示灯代表移动电源正在充电。其位置表示整体充电比率，而每盏灯代表25%。在电池充满电时，所有四个指示灯会同时亮起。

白色LED灯的数目表示电源状态。


4 盏白色灯 - 电量全满

3 盏白色灯 - 75% 剩馀电量

2 盏白色灯 - 50% 剩馀电量

1 盏白色灯 - 25% 剩馀电量

25% 50% 75% 100%



绿灯



绿色LED灯表示快速充电。

正确的弃置此设备：

- 不要随意扔掉。请遵守当地对回收电器和电池的法律规定。

Verbatim



1年有限质保 - 详情请访问 www.verbatim.com/warranty

SC