

VOTOMY






Bluetooth Connection

https://drive.google.com/file/d/1Hm-EdK1yPs2YE4y_6tkK6NtdQUcojPAL/view?usp=sharing

Make sure that the speaker is within 10 meters from your mobile device.

1. When your speaker is turned off, press and hold the  button until you hear a rising tone and the LED indicators turn blinking blue.

2. Go to the Bluetooth settings on your mobile device, search and select "VT360" from the list of device(s).



3. Once paired, the LED indicators turn solid blue.



Bluetooth Disconnection


https://drive.google.com/file/d/1B5ozhSYVCil_qLf0BNbYgwBL687cZrtS/view?usp=sharing



Press  and  buttons simultaneously until LED Indicator fast blinking blue to disconnect the currently connected device, and restart a new Bluetooth-pairing status.


Wireless Stereo Pairing

https://drive.google.com/file/d/10rXE1eyBcfsyQoRApSeFjr_iLUDsVD2n/view?usp=sharing

1. Long press the  button to enter into the true wireless stereo pairing mode as a master speaker. If one of them fails, clean up the pairing information.
2. Enable bluetooth on your device and connect to "VT360", stereo sound will play from both speakers.
3. Once paired, the MAIN speaker LED indicator flashes blue slowly.



Disconnect The TWS Connection

Long press the button  on the speaker until LED indicator fast blinking blue to disconnect the TWS connection.

Long press the "Bluetooth" button of any speaker for 3 seconds, TWS disconnects



AUX IN Mode (Without AUX Cable)

1. Power on the speaker.
2. Using the AUX Cable, connect your external device to the AUX in port on the speaker.
3. The speaker will automatically turn into AUX IN mode, the LED indicators turn solid green.



PowerPank



How To Reset?

