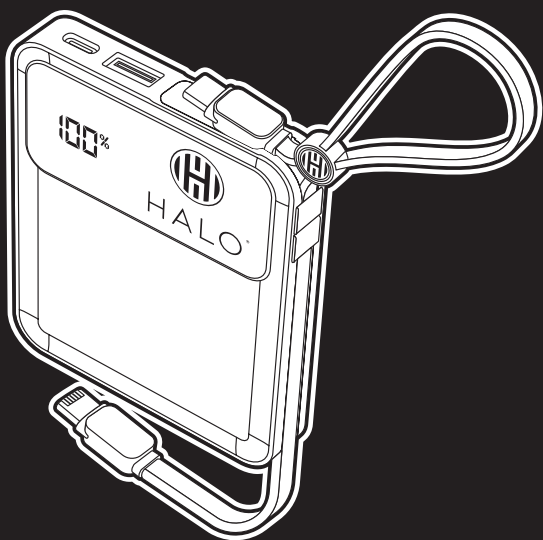




HALO[®]

OWNERS MANUAL FOR HUB-LINK[™] 5K POWER BANK



SAFETY INSTRUCTIONS

FOR ALL QUESTIONS ABOUT THE WARRANTY OR EXCHANGE REQUESTS, PLEASE CONTACT US.

1-800-255-6061

YOUR SAFETY IS IMPORTANT TO US.

Please read instructions carefully and utilize the proper precautions before operating this equipment. Save instructions for future reference.

- When used correctly, lithium-ion rechargeable batteries provide a safe and dependable source of portable power. However, if they are misused or abused, this may result in leakage, burns, fire or explosion, causing personal injury or damage to other devices.
- Misusing or incorrectly connecting this product may cause electric shock to users and damage equipment.
- Do not operate in explosive atmospheres such as in the presence of flammable liquids, gases or dust.
- Keep away from moisture and corrosive materials. Do not use near water or wet areas such as bathtubs, showers, bathrooms, sinks, swimming pools or basements.
- Do not expose this product to moisture, water, rain, or snow.
- Keep away from heat sources. This includes open flames, radiators, and stoves ovens.
- The lithium-ion rechargeable battery used in this charging device may present a risk of fire or chemical burn if mistreated.
- Do not expose to fire or excessive temperature. Do not expose to heat above 140°F (60°C).
- In the unlikely event of leakage or explosion use sand or a chemical fire extinguisher. If contact accidentally occurs, flush with water. If liquid contacts eyes, additionally seek medical help. Liquid ejected from the battery may cause irritation or burns.
- This product may become warm under extended high-power operation. Do not cover, wrap, or otherwise restrict this product during operation.
- Do not disassemble this product. There are no user-serviceable parts inside. Incorrect reassembly may result in shock or fire hazard.
- Do not drop or subject to strong impacts. Do not operate this product if it has received a sharp blow or has otherwise been damaged in any way.
- Do not puncture, crush, or subject to mechanical shock.
- Only charge this product by the specified method. Use of an attachment not recommended or sold by the manufacturer may result in a risk of fire, electric shock, or injury to persons.

PRODUCT MAINTENANCE

- Do not operate this product with a damaged cord or plug, or a damaged output cable.
- This product, along with its accessories, are not toys and should be kept away from children.
- To reduce risk of damage to the electric plug and cord, pull the plug rather than the cord when disconnecting the power pack.
- Do not insert any foreign object into the ports or openings of this product.
- When charging the internal battery, work in a well-ventilated area and do not restrict ventilation in any way.



IF THE POWER BANK OVERHEATS, BECOMES SWOLLEN, OR IS DEFORMED IN ANY WAY, IMMEDIATELY STOP USING THE PRODUCT AND CONTACT CUSTOMER SERVICE.

- Regularly check all ports and wall chargers for any debris, dirt, damage, and corrosion.
- Do not disassemble the device.
- Do not cover the device with towels, clothes, or other items.

EQUIPMENT CLEANING:

- Please make sure that the device is disconnected from all input power and output devices.
- Wipe with a clean, dry cloth.
- Do not use corrosive cleaners or solvents.
- Do not insert metal objects into the ports to clean them as this could cause electrical shock. Blow any debris out with canned air.

DISPOSAL/RECYCLING:

Do not put the device and its accessories in the trash can. Items must be properly handled in accordance with local laws and regulations. For additional information, please see www.epa.gov.



Li-ion

WARNING
Cancer and Reproductive Harm
www.P65Warnings.ca.gov

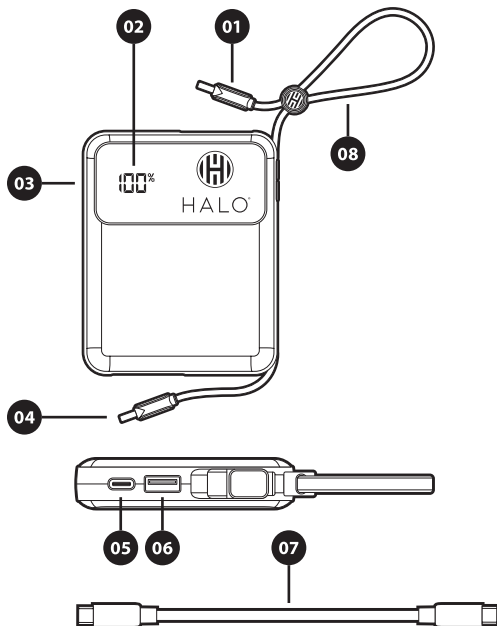


**CONFORMS TO
UL2056**



Intertek

PRODUCT OVERVIEW



- 01 Integrated USB-C Cable
- 02 LCD Display
- 03 Power ON/OFF Button
- 04 Integrated iPhone® Cable
- 05 USB-C Bidirectional Port
- 06 USB-A Output Port
- 07 USB-C to USB-C Charging Cable
- 08 Adjustable Wrist Strap

CHARGE THE POWER BANK

IMPORTANT:

Fully charge the power bank before using it for the first time. When not being used, store in a cool, dry place.

CHARGING THE POWER BANK:

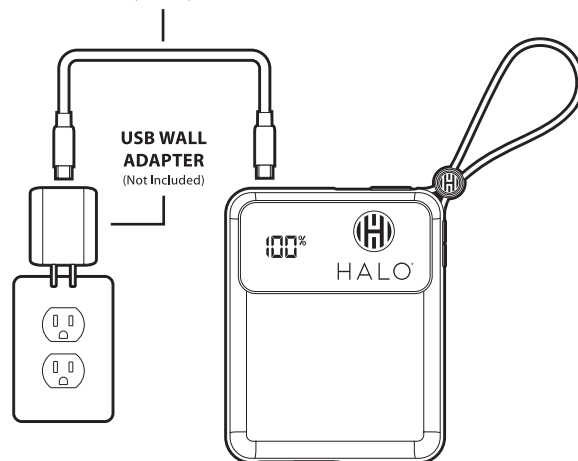
- USB-C cable (included) with a wall adapter (not included) rated for 5V/3A
- Digital screen will display the current power level



ESTIMATED CHARGING TIME:

Up to 3 hours via USB-C.

USB-C TO USB-C CHARGING CABLE (Included)

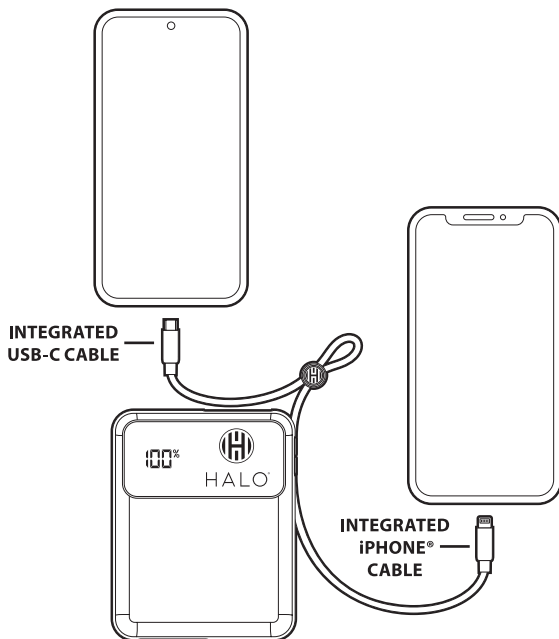


CHARGE YOUR DEVICES

CHARGING YOUR DEVICES:

Use either of the integrated charging cables or the USB-A or USB-C ports. When using the USB ports, we recommend using the USB charging cables provided by your device manufacturer.

NOTE: Output is rated for up to 15W for integrated cables and USB-A/USB-C ports.



Apple and iPhone are trademarks of Apple Inc., registered in the U.S. and other countries. Use of the Made for Apple badge means that an accessory has been designed to connect specifically to the Apple product(s) identified in the badge, and has been certified by the developer to meet Apple performance standards. Apple is not responsible for the operation of this device or its compliance with safety and regulatory standards. Please note that the use of this accessory with an Apple product may affect wireless performance.

ADJUSTABLE WRIST STRAP

ADJUSTING THE WRIST STRAP:

Simply slide the retention bead in or out to lengthen or shorten the USB-C cable loop.



FOR ALL QUESTIONS PLEASE CONTACT US.

1-800-255-6061

ISSUE	POTENTIAL CAUSE	SOLUTION
Unit does not appear to charge items, or charges items slower than expected.	Cable or device may not be compatible, or too many items may be plugged in at once.	Try charging fewer devices, or using the original cable for that device.
Unit does not appear to charge items (Power ON/OFF Button or LCD Display does not turn on).	Unit may need to be charged.	Use the supplied cable to connect to a USB power source.
Unit appears to discharge too quickly.	Too many items may be charging at once.	Try charging fewer devices.
Unit does not appear to recharge (LCD Display still turns on when the Power ON/OFF Button is pressed).	Cable or USB source may not be compatible.	Try charging with the supplied cable or from a different USB source.
E1 ERROR CODE is displayed and unit will not charge or discharge in cold/hot environments.	Over temperature protection has been triggered.	Move the unit to a room temperature environment for at least an hour and try again.
E2 ERROR CODE is displayed when attempting to charge the unit.	Input over voltage protection has been triggered.	Try using a different USB-C adapter when charging.
Or when attempting to charge a device.	Output over current protection has been triggered.	Try plugging in fewer devices.

Scan the QR code below to register your product.
For product information and videos, visit **WWW.HALOPWR.COM**.



PRODUCT REGISTRATION

ACTIVATE YOUR WARRANTY TODAY

Your HALO Power Bank has a 90 day warranty from the date of purchase. By registering your warranty, you will help protect your investment and save a record of your purchase with our customer service team.

Battery Type	Lithium-ion
Capacity	5000mAh 3.7V, 18.5Wh
USB-C Input	10W Max (5V/2A)
Outputs	USB-C Cable (>3.6V = 5V/3A) (<3.6V = 5V/2.4A) iPhone Cable (5V/2.4A) USB-C Port (>3.6V = 5V/3A) (<3.6V = 5V/2.4A) USB-A Port (5V/2.4A)
Operating Temperature	Charge: 50°-104° (10°-40°C) Discharge: 14°-104° (-10°-40°C)
Storage Temperature	32°-113° (0°-45°C)
Dimensions	3.91 x 3.11 x 0.72 in. (99.31 x 78.99 x 18.28 mm)
Weight	0.33lb (150g)

COMPLIANCE WITH FCC REGULATION

This device complies with part 15 of the FCC Rules and RSS-Gen of IC Rules. Operation is subject to the following two conditions: (1) This device may not cause harmful interference, and (2) this device must accept any interference received, including interference that may cause undesired operation.

NOTE: This equipment has been tested and found to comply with the limits for a Class B digital device, pursuant to part 15 of the FCC Rules. These limits are designed to provide reasonable protection against harmful interference in a residential installation. This equipment generates, uses, and can radiate radio frequency energy and, if not installed and used in accordance with the instructions, may cause harmful interference to radio communications. However, there is no guarantee that interference will not occur in a particular installation. If this equipment does cause harmful interference to radio or television reception, which can be determined by turning the equipment off and on, the user is encouraged to try to correct the interference by one or more of the following measures:

- Reorient or relocate the receiving antenna.
- Increase the separation between the equipment and receiver.
- Connect the equipment into an outlet on a circuit different from that to which the receiver is connected.
- Consult the dealer or an experienced technician for help.
- Any changes or modifications not expressly approved by the party responsible for compliance could void the user's authority to operate the equipment.

CAUTION:

To comply with the limits of the Class B digital device, pursuant to Part 15 of the FCC Rules, this device must be used with certified peripherals and shielded cables. All peripherals must be shielded and grounded. Operation with non-certified peripherals or non-shielded cables may result in interference to radio or reception.

MODIFICATION:

Any changes or modifications of this device could void the warranty.

ALLIANCE CONSUMER GROUP

700 Henrietta Creek Rd, Roanoke, Texas 76262

Toll-Free: 800.255.6061

www.acgbrands.com



HALO®

WWW.HALOPWR.COM