

Neat Board Pro

NF-K1



neat.

User manual

Neat Board Pro

Video conferencing device



Neat Board Pro transforms your meeting space experience by packing powerful technology and pioneering capabilities into an elegant all-in-one design.

It's perfect for bringing superior-quality audio, video and collaborative tools to your huddle, focus and meeting spaces.


Fully managed through Neat Pulse, Neat Board Pro comprises a touch screen, active marker, camera, speakers, microphone and environmental sensors in one compact design.

Neat Board Pro works standalone or as a companion device with other primary Neat systems. You can also combine it with Neat Pad controllers and scheduling displays.

Neat Active Marker

Neat Board Pro includes a pressure-sensitive active marker that enables a natural handwriting experience.

It has a tail-end eraser and magnetically attaches to the bottom of Neat Board Pro. A long-lasting replaceable AAA battery powers Neat Active Marker.



Risk of fire or explosion if you put the wrong battery in. Only use consumer-grade, non-rechargeable carbon-zinc or alkaline AAA batteries.

Simple setup

Neat Board Pro includes everything you need to get started, a Neat Active Marker, cables and a table stand.

In the box:

Neat Board Pro with table stand
Ethernet cable: 16.4 feet (5 meters)
Power cord: 9.9 feet (3 meters)
Neat Active Marker

Adaptive stand (optional)



Adaptive mount or wall mount (optional)



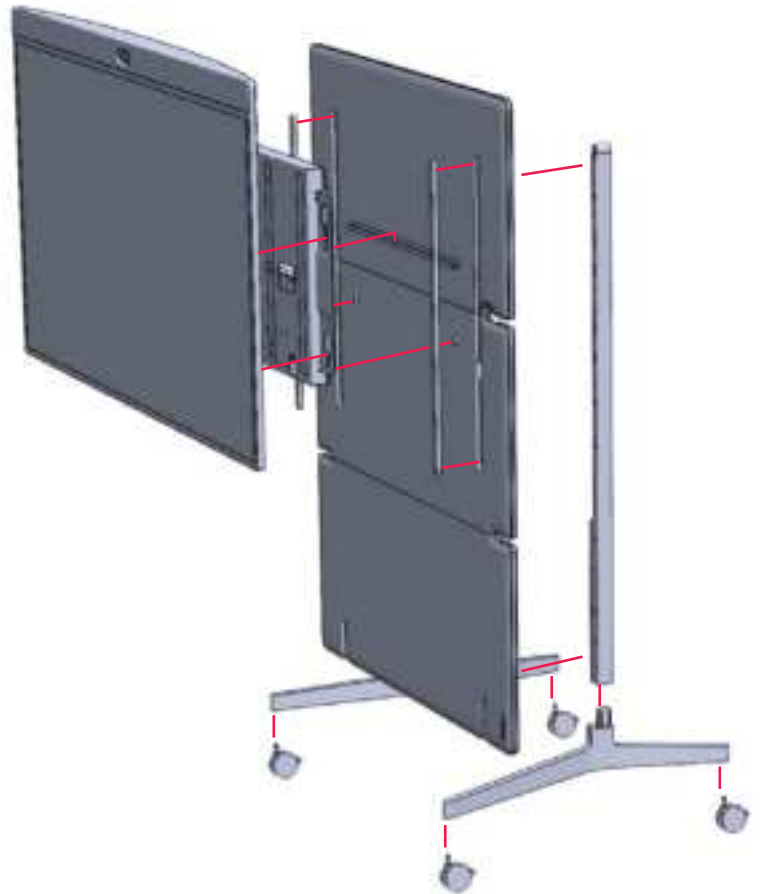
Table stand (optional)



Mounting options

Adaptive stand (optional)

2 x M8 screw: 3.94 inches (100 mm)
2 x M6 screw: 0.39 inches (10 mm)
18 x M5 screw: 0.47 inches (12 mm)
Power cord: 14.8 feet (4.5 meters)
4 x wheels



Adaptive mount (optional) Height-adjustable

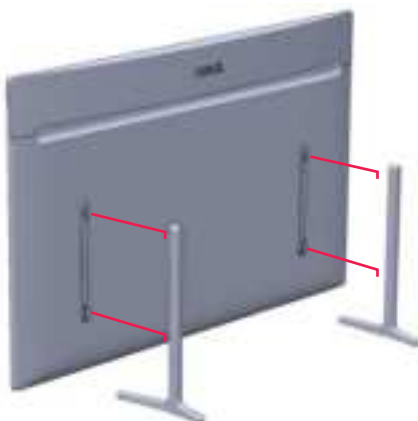


Table stand (included)

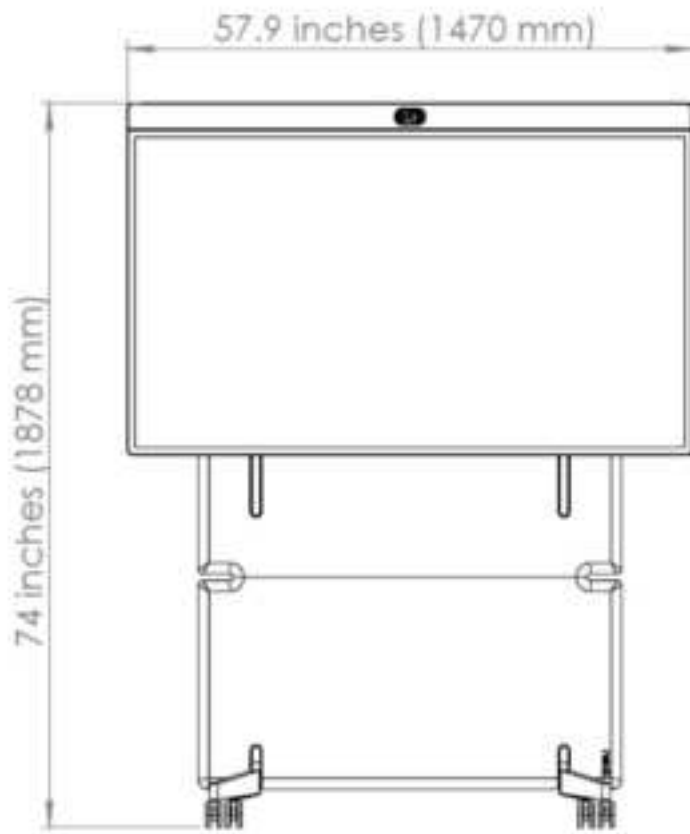


Wall mount (optional) VESA compatible



Screws for mounting to the wall are not included. Mounting on a wall should only be performed by qualified personnel in line with applicable facility and state regulations. The wall and the mounting equipment must safely withstand the product load.

Size and weight



Neat Board Pro with adaptive stand

Width: 57.9 inches (1470 mm)
Height min: 68.9 inches (1750mm)
Height max: 74 inches (1878 mm)
Depth: 36 inches (915 mm)
Weight: 192.7 pounds (87.4kg)



Max shelf support weight:
11 pounds (5 kg)

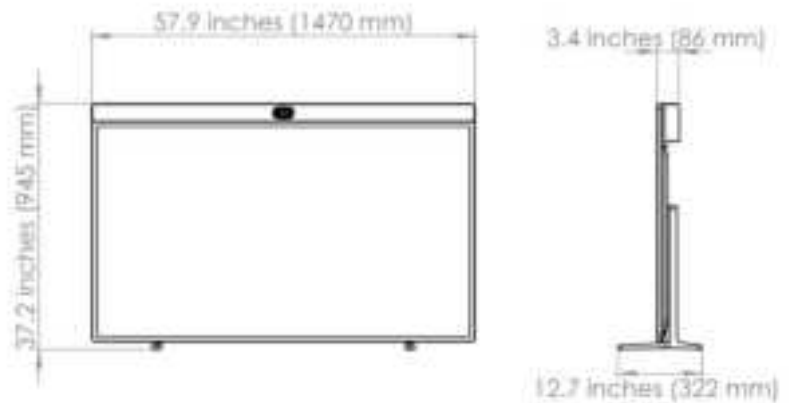


Only use the Neat Board Pro adaptive stand with a Neat NF-K1 video conferencing device. Usage with other equipment may result in instability and cause injury.

Size and weight

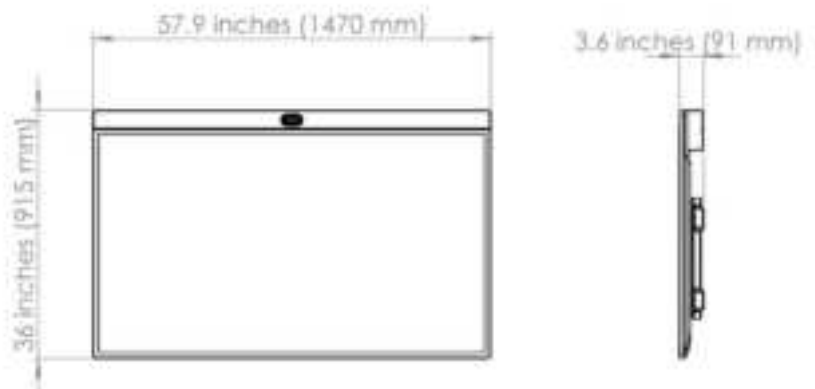
Neat Board Pro with table stand

Width: 57.9 inches (1470 mm)
Height: 37.2 inches (945mm)
Depth: 12.7 inches (322 mm)
Weight: 97 pounds (44kg)



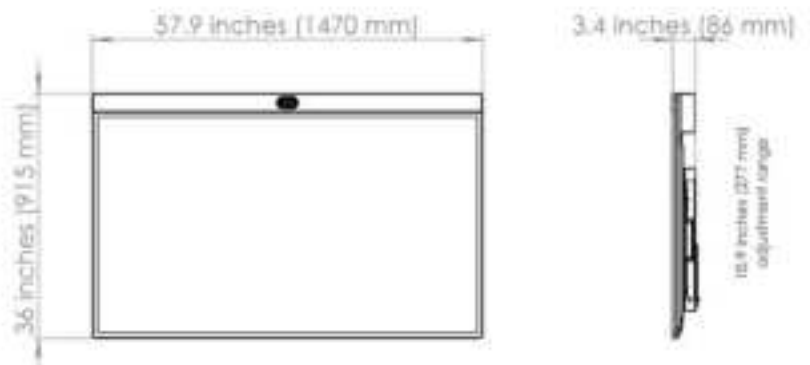
Neat Board Pro with wall mount

Width: 57.9 inches (1470 mm)
Height: 36 inches (915mm)
Depth: 3.6 inches (92 mm)
Weight: 110.2 pounds (50 kg)



Neat Board Pro with adaptive mount

Width: 57.9 inches (1470 mm)
Height: 36 inches (915 mm)
Depth: 3.4 inches (86 mm)
Weight: 131.4 pounds (59.6 kg)



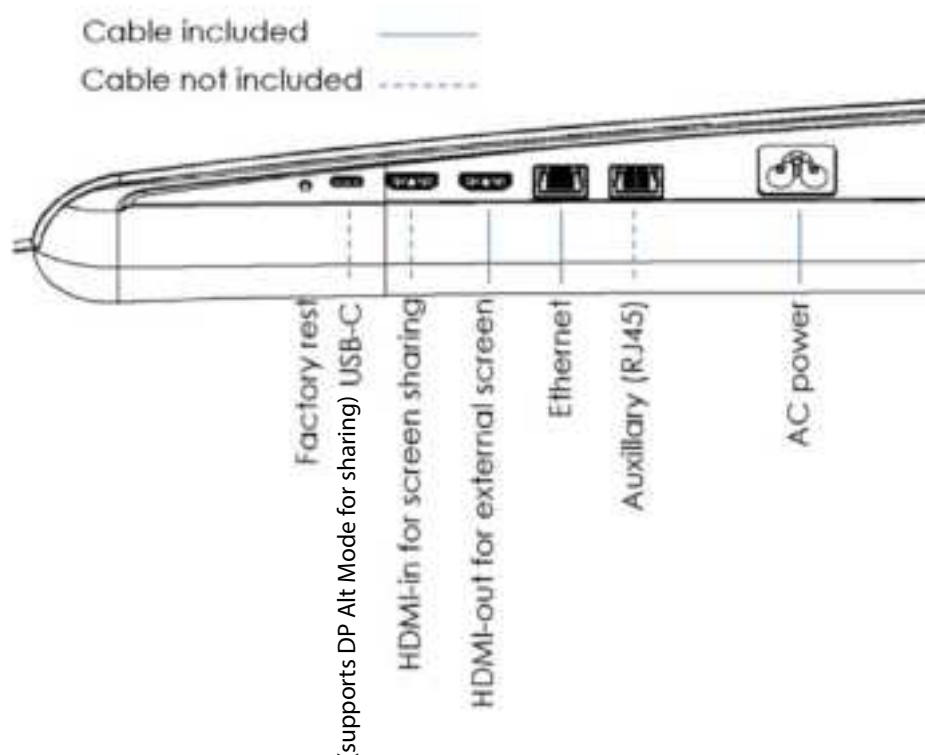
Setup and connectivity

Setup

Use the provided cables to set up the system.
Connect the cables according to the illustration.
Cables marked — are included. Cables marked - - - - are optional and not required for the system's basic use.

Requirements for a complete setup

Internet connection
Video service



The provided 16.4feet (5 meters) ethernet cable is not intended for AUX (POE) use, or in-wall installations. Only qualified personnel should perform in-wall cable routing using appropriate equipment.

Environmental requirements

Ambient operating temperature:
32° to 95° F / 0° - 35° C
Storage temperature: -4° - 140° F / -20° - 60° C
Relative humidity: 10% to 90%

Additional product information

<https://neat.no/boardpro>