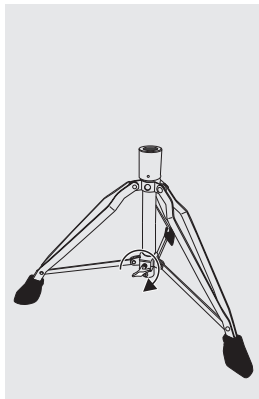


NDT-03 Drum Throne Installation Guide

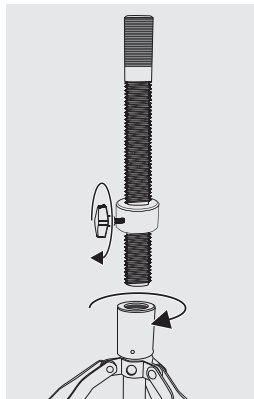
NUX

NDT-03 Drum Throne consist of 3 major parts: the seat, the threaded rod and the tripod stand.



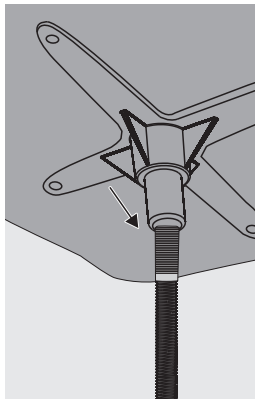
Step 1

Open the legs of the tripod base and tighten the screw as show in the illustration above.



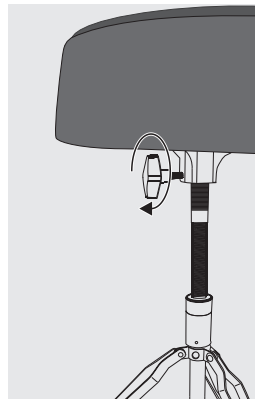
Step 2

Insert the threaded rod and adjust to approximate height.



Step 3

Put the seat onto the threaded rod.



Step 4

Adjust the overall height and fasten all the screws.



Step 5

Installation complete.
