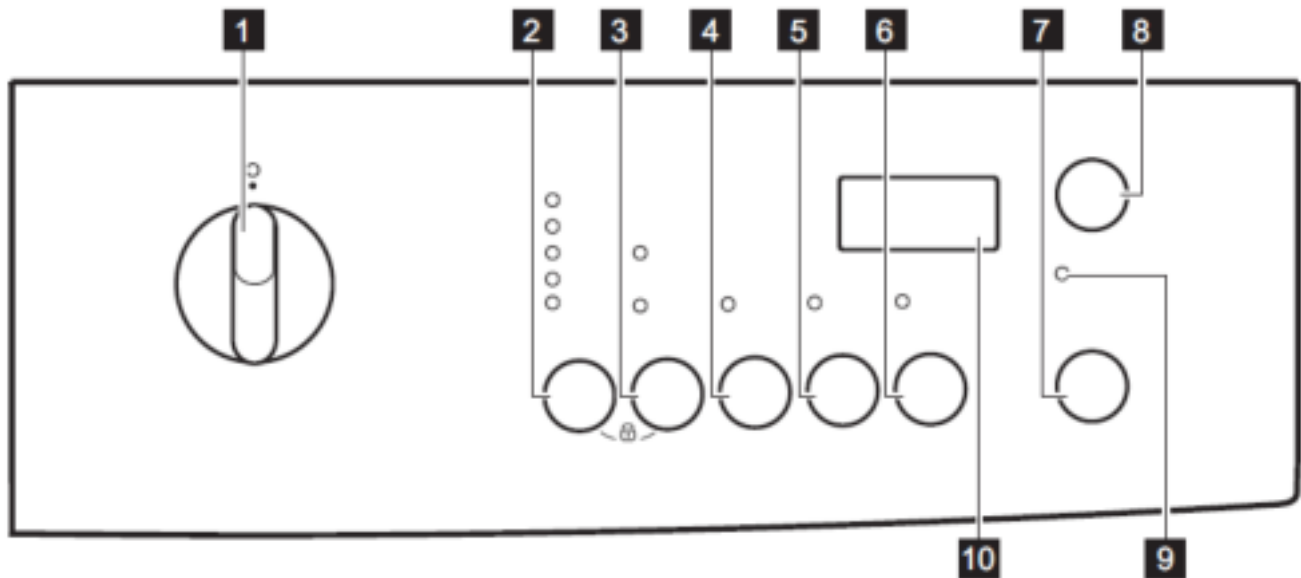


Operating Instructions – Washer Dryer Zanussi ZWT 71201

Control Panel



- | | |
|----------------------------|----------------------------|
| 1. Programme selector dial | 6. Easy iron button |
| 2. Spin reduction button | 7. Start/Pause button |
| 3. Option button | 8. Delay start button |
| 4. Extra rinse button | 9. Door locked pilot light |
| 5. Drying time button | 10. Display |








Using the Machine



- Load the laundry
- Add detergent and fabric softener if required.
- Select the required programme using the selector dial. The green pilot light of button 7 will start to flash.
- Select the spin speed by pressing button 2.
- Select the available options by means of buttons 3, 4 & 6.
- Start the programme by pressing button 7.
- At the end of the programme the display will show a blinking '0', the pilot lights of buttons 7 & 9 will go off and the door will be released.
- Turn the programme selector dial to the off position.



Drying only

- Load the laundry (max 3kg for cottons and linens and 2kg for synthetics).
- Set the spin programme at the maximum spin speed allowed for the type of laundry.
- Set the drying programme for cottons or synthetics in the drying sector of the programme selector dial.
- Set the drying time by pressing button 5 until the time you want appears on the display. Every time the button is pressed the time increases by 5 minutes.
- Press button 7 to start the programme.
- At the end of the programme the buzzer sounds. The blinking '0' appears on the display. Once pilot light 9 is off the door can be opened.
- Turn the selector dial to the off position to switch off the machine.

Washing programmes

Programme Maximum and Minimum Temperature Cycle Description Maximum Spin Speed Maximum Fabrics Load Type of Laundry		Options	Detergent Compartment
Cottons	1-2-3-4-5 90°- Cold Main wash - Rinses Long spin at maximum speed Max. load 7 kg - Reduced load 3 kg ¹⁾ For white and coloured cotton (normally soiled items).	SPIN RINSE HOLD ECO ²⁾ SUPER QUICK EXTRA RINSE EASY IRON	 
Cottons with prewash	6-7-8 90°-40° Prewash - Main wash - Rinses Long spin at maximum speed Max. load 7 kg - Reduced load 3 kg ¹⁾ For white or coloured cottons with prewash phase (heavily soiled items).	SPIN RINSE HOLD ECO SUPER QUICK EXTRA RINSE EASY IRON	 ³⁾  
Synthetics	9-10-11-12 60°- Cold Main wash - Rinses Short spin at 900 rpm Max. load 3 kg - Reduced load 1,5 kg ¹⁾ Synthetic or mixed fabrics: underwear, coloured garments, non-shrink shirts, blouses.	SPIN RINSE HOLD ECO ²⁾ SUPER QUICK EXTRA RINSE EASY IRON	 

Delicates	13–14–15 40°- Cold Main wash - Rinses Short spin at 700 rpm Max. load kg 3 - Reduced. load kg 1,5 ¹⁾ Delicate fabrics: acrylics, viscose, polyester.	RINSE HOLD SUPER QUICK EXTRA RINSE	
	16–Jeans 40° Main wash - Rinses Long spin at 3 rpm Max. load 3 kg With this programme it is possible to wash items like pants, shirts or jackets in denim and also jersey realized with hi-tech materials. (The Extra Rinse option will be activated automatically).	SPIN RINSE HOLD EASY IRON	

Programme Maximum and Minimum Temperature Cycle Description Maximum Spin Speed Maximum Fabrics Load Type of Laundry		Options	Detergent Compartment
Dry	17–18–19 Handwash 40°- Cold Main wash - Rinses Short spin at 900 rpm Max. load 2 kg Special programme for delicate fabrics with «hand washing» care symbol and machine washable wollens.	SPIN RINSE HOLD	
	20–Cottons Drying programme for cotton items		
	21–Synthetics Drying programme for synthetic items		
	22–Rinses Rinses Long spin at maximum speed Max. load 7 kg With this programme it is possible to rinse and spin cotton garments which have been washed by hand. The machine performs 3 rinses, followed by a final long spin. The spin speed can be reduced.	SPIN RINSE HOLD EXTRA RINSE EASY IRON	

Extra	23–Drain Draining of water Max. load 7 kg For emptying out the water of the last rinse in programmes with the Rinse Hold option selected.		
	24–Spin Drain and long spin Long spin at maximum speed Max. load 7 kg Separate spin for hand washed garments and after programmes with the Rinse Hold option selected. You can choose the spin speed by pressing the relevant button to adapt it to the fabrics to be spun.	SPIN	
ⓘ For cancelling the programme which is running or to switch the machine off			

Drying programme

Degree of Drying	Type of Fabric	Drying Load	Spin Speed	Suggested drying time in Minutes
Ideal for towelling materials	Cotton and linen (bath-robcs, bath towels, etc)	4 kg 3 kg 1.5 kg	1200	180 - 200 120 - 130 85 - 95
Suitable for items to put away without ironing ¹⁾	Cotton and linen (bath-robcs, bath towels, etc)	4 kg 3 kg 1.5 kg	1200	170 - 190 110 - 120 75 - 85
Suitable for items to put away without ironing	Synthetics and mixed fabrics	2 kg 1 kg	900	100 - 110 60 - 70
Suitable for ironing	Cotton and linen (sheets, tablecloths, shirts, etc.)	4 kg 3 kg 1.5 kg	1200	140 - 160 90 - 100 60 - 70