1		2	
品牌	BOYA	长丰型号	BY-PM700

7			8	
修改名称	版本	变更内容	变更日期	变更担当
BY-PM700说明书	V01	内容更新	2020-3-31	吴蒙蒙

BOYA

BY-PM700

USB Microphone

USB 麦克风

Instruction Manual

说明书

Introduction

Thanks for choosing BOYA!

The BOYA BY-PM700 is a USB condenser microphone, and compatible with Windows and Mac Computers. Its polar pattern knob lets you opt for omni-directional, Cardiod, Stereo and bi-directional pickup modes, suit for verious situations, such as recording, interviews, conference calls, vocals, instruments, podcasting and more.

This mic can capture your audio in up to 16 bit/48 kHz resolution, and it features gain control, mute button, zero-latency headphone output.

This mic has durable all metal construction, includes desk stand that can ajust microphone in various desired angles, also functionality of folding the mic down for storage and transport as well.

Package Contents

- BY-PM700 Microphone
- USB Cable
- User Manual

Instructure

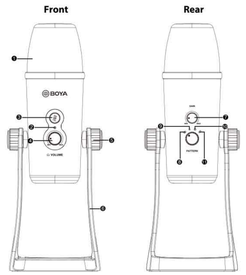

Bottom

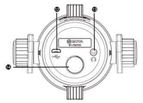

Introduction

1. Tri-Capsule Array

2. Power Indicator

3. Mute Button
Press mute button, when LED indicator is red, muting function on.

4. Headphone Volume Control

5. Screws

6. Desk Stand

7. Microphone Gain

8. Stereo Pattern
Pick up the sound from left and right side, it is ideal for capturing a realistic, general sound.

9. Omnidirectional Pattern
Pick up sound equally from all directions, capturing a natural blend of voice and ambiance with low sensitivity to wind and handling noise, as well as to vocal plosives.

10. Cardioid Pattern
Maximizes the rejection of sound coming from the sides and rear of the mic and can be used as a directional microphone to capture full, rich, natural-sounding audio for podcast, speech, dialog, instrument etc.

11. Bi-directional Pattern
Pick up sound at the front and rear of the microphone, while sounds to the sides are not picked up, it fits for capturing instruments, or recording an interview between two people.

12. Mini USB Connection

13. Headphone Output

14. 5/8" screw

Features:

- Compatible with Windows and Mac Computers
- Triple-capsule design
- Stereo, cardioid, omnidirectional, and bi-directional polar patterns
- 16 Bit/48 kHz Resolution
- Muting function
- 1/8" Headphone Monitoring Jack
- Latency-Free Monitoring
- Desktop Stand
- Durable all metal construction
- Intergrated USB cable

Specifications:

Diaphragm:	14 mm(0.55")
Frequency Response:	20-20,000Hz
Sensitivity:	-45dB±3dB@1KHz
Power Consumption:	5V/150mA
Sample Rate:	48 kHz
Bit Depth:	16 Bit
Headphone Amplifier:	Impedance: 16ohms
	Power output(RMS): 130mW
	Frequency Response: 15-20,000Hz
Plug:	Micro USB
Size:	112 x 108 x 200mm(4.4 x 3.8 x 7.9")(Min.)
	112 x 108 x 295mm(4.4 x 3.8 x 11.6") (Max.)
Weight:	1042g(36.8oz)

How to use

1. Unscrew the knobs of both sides at anti-clockwise.
2. Adjust the microphone at your desired angle, then screw the knobs of both sides at anti-clockwise to fix the microphone.
3. Plug the mini USB of supplied cable into the USB port of microphone, and conect the other plug into the available USB prot of your computor.
4. Connect your headphone to 3.5mm headphone output if needed.

Set Up for Windows 10

1. Connect microphone with a USB port on your computer using the supplied USB cable.
2. Go to "Setting", choose "Sound" as shown below.
3. Select "Speaker BY-PM700" as Output device.
4. Select "Microphone BY-PM700" as Input device.

Set Up for Windows 7

1. Connect microphone with a USB port on your computer using the supplied USB cable.
2. From the "Setting Menu", select the "Control Panel".
3. Go to "Control Panel" , select "Hardware and Sound"

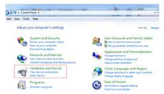

4. Select "Sound"

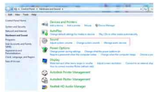

5. Select "Speaker BY-PM700" as the default device in the "Sound", under "Playback" manu.

6. Select "Microphone BY-PM700" as the default device in the "Sound", under "Recording" manu.

Setup for Apple System

1. Connect the BOYA BY-PM700 to an un-used USB port on your computer.
2. Go to Apple Icon-->System Preferences-->Sound Icon.

3. Select "BY-PM700" under "Input" tab.

4. Select "BY-PM700" under "Output" tab.

IMPORTANT

- If you do not intend to use the conference microphone for a long period time, please remove the USB cable.
- Do not touch the microphone while recording, as this will cause noise to be recorded.
- Do not let the microphone close to high-voltage equipment or to devices that emit strong electromagnetic fields, otherwise, it may cause the noise to be recorded.
- Do not use or leave the microphone in hot, humid places.

MAINTENANCE

- Do not operate the device with wet hands or feet.
- Clean the equipment only in the way described in the instructions for use.

感谢您选择BOYA！

博雅BY-PM700是一款USB式电容麦克风，兼容Windows和Mac电脑。拾音旋钮能让你自由选择全向 型、心型、立体或双向型拾音模式，能在多种录音场 合下使用，例如录音、采访、会议电话、声乐、弹奏 乐器、播客等等。
麦克风的收音效果能达到 16 位/48kHz 的分辨率，并具有增益控制，静音按钮，实时耳返的功能。麦克风全金属结构，包括麦克风支架在内，坚固耐用。
支架能调整麦克风，也可将麦克风拆卸下来，便于存放及携带。

包装内容

– BY–PM700麦克风
– USB线
– 使用手册

产品结构

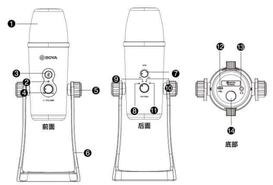

特点:

- 兼容 Windows 和 Mac 电脑
- 三颗头设计 立体、心型、全向型、双向型选音模式
- 16 位/48kHz 分辨率
- 静音功能
- 耳机监听孔
- 实时耳返
- 配备支架
- 全金属结构
- 集成USB线

参数

振膜:	14mm(0.55")
频率响应:	20–20,000Hz
灵敏度:	–45dB±3dB@1kHz
功率消耗:	5V/150mA
采样率:	48kHz
位深度:	16 比特
耳机扩音器:	阻抗:16Ω
	电源输出:130mW
	频率响应:15–20,000Hz
接口类型:	麦克风 USB 孔
尺寸:	112×108×200mm
	112×108×295mm
重量:	1042g

1.三颗头排列
2.电源指示灯
3.静音键
按下静音键，当 LED 闪红光，静音模式开启。
4.音量旋钮
5.螺丝
6.麦克风支架
7.麦克风增益
8.立体拾音模式
从两旁拾取声音，适用于捕捉真实综合声音。
9.全向型拾音模式
全方位拾音，适合于收录自然混合的周围音，对风和手持噪音以及弹破音的敏感度较低。
10.心型拾音模式
最大程度地削除从两侧和后方的声音，通常当作指向型麦克风使用，适合捕捉饱满圆润的自然声，可用于播客、演讲、访谈、乐器弹奏等场合。
11.双向拾音模式
从麦克风的前后方拾音，两边的声音无法被收录，非常适合乐器演奏、双人访谈的场景。
12.Mini USB 接口
13.耳机输出 14.5/8'' 螺丝孔

使用方法

1. 将支架两旁的螺丝朝逆时针方向拧松
2. 角度调整完成后，再以螺丝旋转顺时针方向旋紧固 定麦克风
3. 将mini USB线插入到电脑的USB接口
4. 将耳机插入3.5mm耳机孔

麦克风安装方法(Windows10 版本)

1.将mini USB线插入到电脑的USB接口，与麦克风连接。
2.在设置界面选择"声音"。
3.选择扬声器BY–PM700为输出设备。
4.选择麦克风BY–PM700输入设备。

麦克风安装方法(Windows8 版本)

1.将mini USB线插入到电脑的USB接口，与麦克风连接。
2.在"开始菜单"里选择"控制面板"
3.点开"控制面板"选择"硬件和声音"

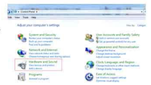

4.选择"声音"

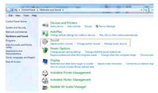

5. 在"播放"选项中选择"扬声器 BY–PM700"为默认声音设备

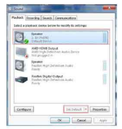

6. 在"录制"选项中选择"麦克风 BY–PM700"为默认声音设备

苹果系统

1. 将mini USB线插入到电脑的USB接口，与麦克风连接。
2. 进入点击苹果界面 – 系统设置 – 声音

3.选择"BY–PM700"为输入设备

4.选择"BY–PM700"为输出设备。

重要事项

- 如果您长时间不使用麦克风，请将USB线移除。
- 在录音时，请勿触碰麦克风，否则噪音也将收录进去。
- 请勿将麦克风靠近高压设备，产生强大的电磁场，导致噪音也收录进去。
- 请勿将麦克风放置炎热或潮湿的地方。

保养

- 操作设备时请保持手的干燥整洁。
- 请按照说明书的指示清洁设备。

www.boya-mic.com

SHENZHEN JIAYZ PHOTO INDUSTRIAL., LTD.
The BOYA logo is a trademark which is registered and owned by Shenzhen Jiayz Photo Industrial., Ltd.
COPY RIGHT 2010-2020
深圳市长丰影像器材有限公司
地址:深圳市宛澜街道章阁大富路智能终端产业园A16栋
TEL: 400 6131096
Email: sales@boya-mic.com
www.boya-mic.com / www.jiayz.com

技术要求:

1、表面无色差
2、无正负公差
3、包装标注尺寸为内尺寸

长丰影像
2020-3-31
吴蒙蒙

JIAYZ 长丰 深圳市长丰影像器材有限公司					
子件名称	BY-PM700 说明书		版本	V01	
子件编号	1F0300300131	材质	105g双铜纸 骑马钉 16p		
尺寸	120x200	比例	1:1	单位	mm
设计/日期	吴蒙蒙 2020-3-31	审核	暂无	核准/日期	赵宏亮