


# User Guide

## Manual

1. Take out the GIGA Tent from the bag and unfold it.



2. Spread out the tent, tighten three valves at the bottom of the air poles.

3. Open the zipper at the bottom of the air pole where the air pump is located.

4. Press the power button and wait three minutes until the inflation is completed. There will be a beep sound and the air pump will shut off automatically.

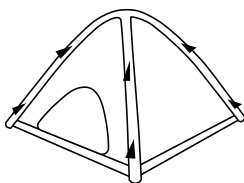


If the tent cannot stand up after being inflated, manually lift it up. Turn on the air pump to reinflate it again if needed.

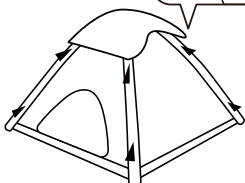
## Cover installation

### Top cover

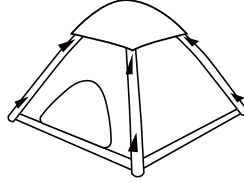
1



2



3



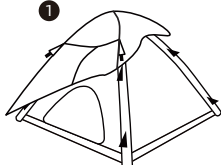
Put the plastic hook in the cloth hole.

### Outer cover

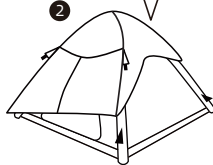
Make sure the outer cover is placed in the right direction.

It is recommended to use 8 ground pegs for optimal wind protection.

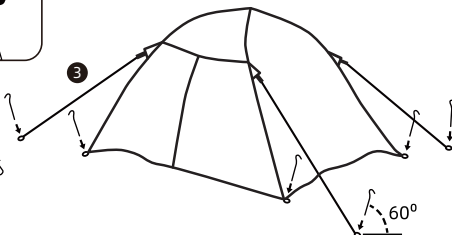
1



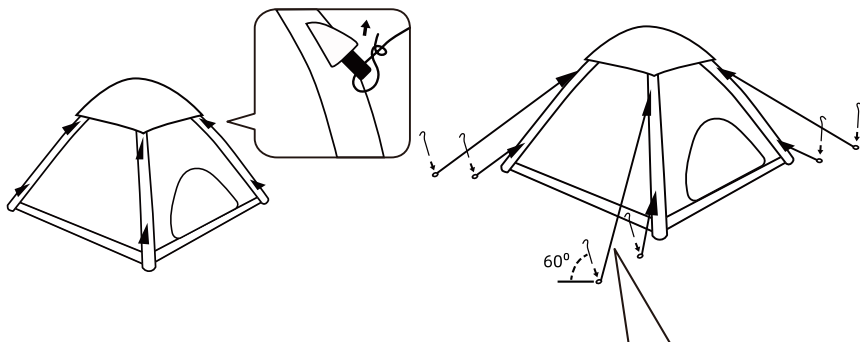
2



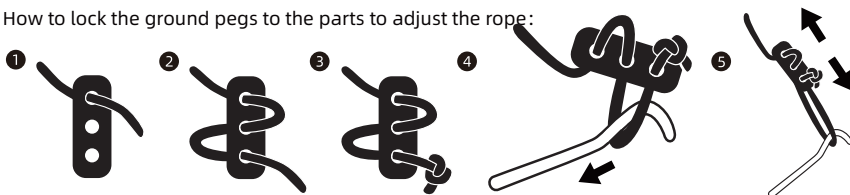
3



## Ground pegs installation




How to lock the ground pegs to the parts to adjust the rope:



## Storage process

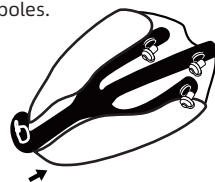
- 1 Open the three valves at the bottom of the air pump.



- 2 Gather the three air poles where the valve is located.



- 3 Fold the cloth around towards the air poles and roll up the tent from where the air pump is towards the other three air poles.



- 4 Roll up the tent in the direction shown.



- 5 Place the GIGA Tent in the storage bag.



### About batteries

Do not attempt to replace the battery yourself or by untrained technicians. Improper replacement and repair procedures could cause overheating, or result in injury. If you suspect a swollen or damaged battery, please contact the manufacturer or authorized dealer.

Disposal instructions for batteries:

To discard the battery of this device, please Do NOT dispose with regular household garbage, but drop off at the nearby waste battery recycling station for centralized treatment.

### Regulatory Compliance Information



All products bearing this symbol are waste electrical and electronic equipment( WEEE as in directive 2012/19/EU) which should not be mixed with unsorted household waste. Instead, you should protect human health and the environment by handing over your waste equipment to a designated collection point for the recycling of waste electrical and electronic equipment, appointed by the government or local authorities. Correct disposal and recycling will help prevent potential negative consequences to the environment and human health. Please contact the installer or local authorities for more information about the location as well as terms and conditions of such collection points.



EU Declaration of Conformity

We, Shanghai MicroNovelty Information Technology Co., Ltd hereby, declare that this equipment is in compliance with the applicable directives and European Norms, and amendments.

### Note

- Twist on the valve at the bottom of the air poles tightly when inflating to avoid air leakage.
- Keep the air pump away from any water source when charging. When charging outdoors in rainy days, please pay attention and protect the charging port against getting wet. Once fully charged, please plug the silicon plug immediately around the inside of the charging port charge.
- If not using the air pump for an extended period of time, please store it with a full charge.
- Please store in a cool and dry place to avoid humidity cause of breakdown.

### Warning

- Children under 12 must be assisted by his or her parent or guardian when using the product.
- Do not allow any liquid to touch battery terminals.
- Do not put your fingers in the inflation port while inflating.
- Do not disassemble the air pump of the tent without official authorization, to avoid air leakage problems due to secondary installation.

### Basic Information

Brand: Aerogogo

Model: ZT1-01

Manufacturer: Shanghai Micronovelty Information Technology Co., Ltd.

Manufacturer address: Room 403, Unit 2, Lane 88, Shengrong Road, China(Shanghai) Pilot Free Trade Zone

Standard Company Code: QMWXX002-2022

Service Email: service@aerogogo.com

Weight: 4.30 kg

Fold Storage Size: 50cm\*20cm\*20cm

Size after inflated: 210cm\*210cm\*136cm

Material: Tube: TPU Cover: Polyester+PU

Material of air pump: ABS+Silicone

Package contents: Storage bag,

GIGA Tent, Top cover, Ground pegs kit,

Charging cable, Outer cover

Air pump power: 18W

Battery capacity: 12V 2000mAh

Usage times of one full charge: 20 times

Charging time: 4.5 hours

Input : 5V --- 2A