

KVM Switch Docking with Dual Monitor

4KSW21-DK



User Manual



Package Contents

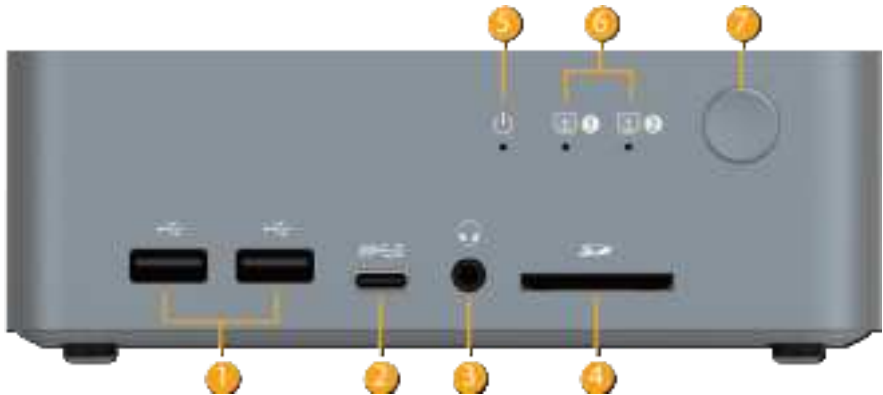
Before you start the installation of the product, please check the package contents:

- Switch Docking x 1
- Power Adapter (20V/6A) x 1
- USB-C to USB-C cable (USB 3.2 Gen 2, 1m) x 1
- USB-A to USB-B cable (USB 3.0, 1.5m) x 1
- HDMI 2.0 cable (1.5m) x 1
- DP 1.2a cable (1.5m) x 1
- User Manual x 1

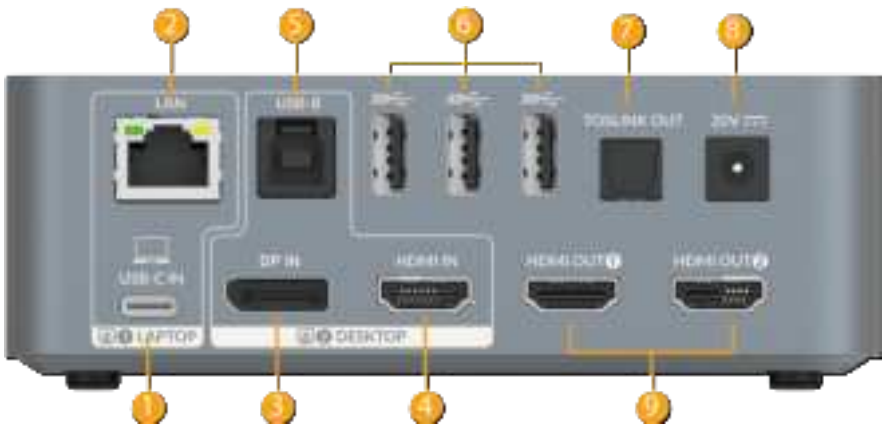
Features

- 2x1 KVM Switch Docking Station with Dual Monitor.
- Two 4K@60Hz outputs for dual monitors KVM application.
- 2x1 Switch with one USB-C for the laptop and one combined HDMI+DP+USB 3.0 for the desktop.
- One full-featured USB-C input supports 4K@60Hz video transmission, USB 3.0 data, and 60W charging.
- USB-C input supports DP MST mode with dual 4K@60Hz outputs.
- Supports high refresh rates such as 240Hz, 165Hz, and 144Hz.
- Support 1080P@240Hz/165Hz/144Hz/60Hz, 2560x1440@144Hz/120Hz/60Hz, 4K@60Hz and other resolutions.
- Support automatic wake-up function, which automatically wakes up the standby computer when switching.
- Supports multiple peripheral ports, including:
 - One USB-C port, support for USB-C (up to 5Gb/s, 1.5A power output).
 - Three USB 3.0 ports, support for USB-A (up to 5Gb/s, 1A power output).
 - Two USB 2.0 ports, support for USB-A (up to 480Mb/s).
 - One TOSLINK port, support 5.1ch audio de-embedding.
 - One LAN port, support for 1Gb Ethernet performance (For USB-C Laptop only).
 - One SDXC card slot.
 - One 3.5 mm headphone jack.
- No driver is required, plug and play.

Panel

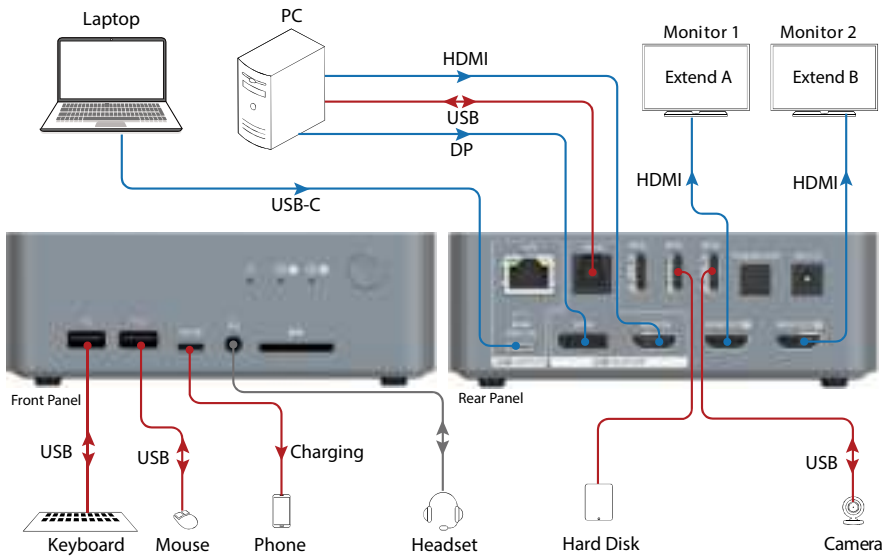


1. USB 2.0 | 2. USB-C | 3. 3.5mm headphone jack | 4. SDXC card slot | 5. Power (LED) | 6. Input Channel (LED) | 7. Button (Switch)



1. USB-C (Laptop) | 2. 1G LAN (Ethernet) | 3. DP IN | 4. HDMI IN | 5. USB-B (HOST) | 6. USB 3.0 (5Gb/s) | 7. TOSLINK OUT | 8. POWER IN | 9. HDMI OUT (Dual 4K)

Application



Specification

Technical	
Input	Laptop: USB-C USB-C supports USB 3.2 Gen 2 standard, up to 20Gb/s, with support for: 60W Charging, USB 3.0 (up to 5Gb/s), and Dual 4K@60Hz video (MST) Desktop: DP + HDMI + USB-B DP port support for DP 1.2a (up to 4K@60Hz); HDMI port support for HDMI 2.0 (up to 4K@60Hz); USB-B port support for USB 3.0 (up to 5Gb/s).
Output	Two HDMI 2.0 outputs with HDCP 2.2
Resolution Support	USB-C: Up to two 4K@60Hz outputs DP IN/HDMI IN/OUT: 1080P@240Hz/165Hz/144Hz/60Hz, 2560x1440@144Hz/120Hz/60Hz, 4K@60Hz
Audio Support	DP/HDMI: Fully supports audio formats in DP 1.2a/HDMI 2.0 specification, including PCM 2.0/5.1/7.1, Dolby TrueHD, Dolby Atmos, DTS-HD Master Audio, and DTS:X TOSLINK: PCM 2.0/5.1, Dolby Digital, and DTS 5.1 Headphone: Stereo
Peripheral and Expansion	USB-C x1: Up to 5Gb/s, 1.5A power output. USB-A x5: <ul style="list-style-type: none"> Three USB 3.0 ports, up to 5Gb/s, and 1A power output Two USB 2.0 ports, up to 480Mb/s SDXC card: Up to 104MB/s, maximum support 2TB. LAN: RJ-45 connector, support for 1Gb Ethernet performance (For USB-C Laptop only)
Control	Button Switch
General	
Operating Temperature	0°C ~ 45°C (32°F to 113°F)
Storage Temperature	-20°C ~ 70°C (-4°F to 158°F)
Humidity	10% to 90%, non-condensing
ESD Protection	Human-body Model: ±8kV (Air-gap discharge)/±4kV (Contact discharge)
Power Supply	DC 20V/6A
Power Consumption	94.5W
Dimensions (W x H x D)	140mm x 47.5mm x 95mm/5.51" x 1.87" x 3.74"
Product Weight	0.86kg/1.90lbs

Troubleshooting

The device doesn't work?

1. Please check if the POWER LED is light on the front panel.
2. Please make sure to use the 20V/6A power supply provided in the accessories. An unsuitable or insufficient power supply may damage the product.

Do not show/output dual 4K videos simultaneously?

1. If used USB-C as input:
 - a. Please make sure to use the USB-C to USB-C cable provided in the accessories.
 - b. Please make sure to use the USB-C notebook that supports DP alt mode and DP MST mode.
 - c. The latest Mac computer with an ARM processor can only support DP SST mode, so two duplicate contents will be displayed.
 - d. Please use a laptop with a Windows operating system with a discrete graphics card. The Intel integrated graphics performance may be insufficient, resulting in unstable or flickering videos.
 - e. For notebooks using GeForce RTX 20 series and above graphics cards, we recommend setting up two 4K@60Hz resolutions.
 - f. For notebooks using GeForce GTX10 series graphics cards, we recommend setting up two 1080P@60Hz resolutions.
 - g. For notebooks using other discrete graphics cards, adjust the resolutions according to the performance of the graphics card.
2. If used DP or HDMI as the input:

Please connect both DP and HDMI input ports at the same time, if only connect one of them, and there will be only one video output.

Wireless mouse and keyboard are not responsive?

USB-IF has confirmed that USB 3.0 will interfere with the 2.4G dongle receivers used by wireless mouse and keyboards. You can check whether a USB 3.0 device is connected next to the wireless dongle accessory. Please connect the USB 3.0 to an interface far away from the wireless dongle, such as the USB 3.0 interface on the rear panel.

Video flickering/unstable?

1. Please make sure to use the correct cable. Please use DP1.2a and above cables for DP, and HDMI 2.0 and above cables for HDMI.
2. For USB-C, please use the built-in cable or a USB-IF-certified cable that supports a USB 3.2 Gen 2 cable with the 10Gb/s data rate.

