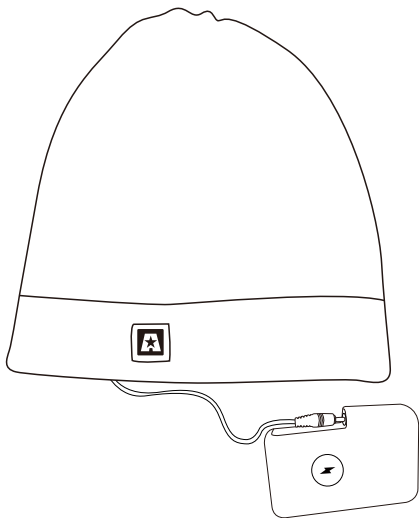


# ARRIS



## HEATING HAT USER MANUAL

# IMPORTANT!

---



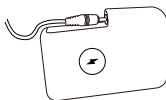
## BATTERY:


Name	Rechargeable Li-ion Battery
Model	YJ-614A
Limited Charge Voltage	8.4V
Nominal Voltage	7.4V
Rated Capacity	2500mAh/18.5Wh

1. NEVER leave charging batteries unattended. Keep watching on the charging process & react to any potential problems that may occur.
2. NEVER charge a swollen or ballooned battery (even if swollen upon purchase).
3. NEVER charge a battery if it has been dropped and sustained significant impact.
4. NEVER charge a battery if it has been punctured.
5. ALWAYS charge batteries in a fireproof container and away from combustible material. Do NOT charge on surfaces that can catch fire – this includes: wood, cloth, carpet, or in the application's device.
6. ONLY use factory equipped chargers to charge the batteries.
7. Keep LIPO batteries out of reach of children or pets.


# HOW TO USE

1. Plug power cord of the heating wrap into socket of 7.4V rechargeable lipo battery.




2. Press  button on heating wrap for 3-5s to start the heating system.

a. Red LED slowly flashing means the heating system is self-detecting.

b. Short press  button, LED cycles through (red-white-blue), then it returns to normal.

c. If the self-detecting step is ignored, you can not choose the desired temperature by yourself, it remains 55°C until battery turns off.

3. Short press  button on the heating beanie wrap to choose the desired heating level:



**Red(High)**  
122-131°F



**White(Medium)**  
113-122°F



**Blue(Low)**  
104-113°F

2-2.5H

3-3.5H

6-6.5H

4. Long press  button to turn off the power.

5. Unplug the battery.

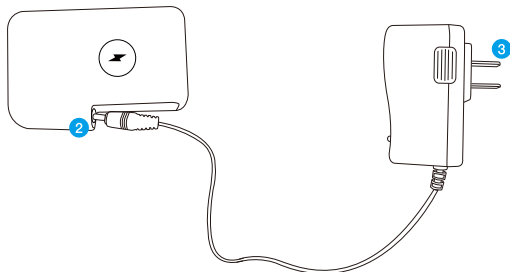
# HOW TO CHARGE



Make sure to use the equipped 8.4V charger to charge the battery. We suggest to charge the battery after each use.



1. Unplug the battery from the device.
2. Connect battery and charger.
3. Plug charger on the wall. It often takes 3-4 hours to fully charged. During charging, the indicator light on wall charger is solid red. When fully charged, the indicator light becomes solid green



## FAQ

---

**Q: The LED lights flashes rapidly until it goes off when the heated pad is connected to the battery, is the heated pad defective?**

A: No, it means the system is under self-inspection after switching on, proving that the whole circuit is normal. Customers just need to press the power buttons again, then select the temperature according to their needs.

**Q: Why does the temperature automatically become lower after about five minutes when the heated pad is connected to the battery?**

A: If the customer does not select a temperature level when power on the heated pad, the LED light of the heated pad will flash slowly, then the heating system will automatically drop to the specified low level for safety reasons.

**Q: Why does this heated pad actually feel a little warm and not match the actual description?**

A: The temperature in our description is directly tested from the internal heating element, which means the external temperature you feel will be slightly lower. However, as an infrared heated product, this temperature actually achieves the effect of physiotherapy.

**Q: Where do I buy the extra battery or charger?**

A: You can email us to get them easily.

**Q: If I repurchase other products of ARRIS, can I get any extra discounts?**

A: Yes, we can send you a 50% discount on the equipped battery or charger.

## WASHING NOTICE:

---

1. Take out the battery before washing.
2. Wash at 30-40°C and at a gentle spin.
3. Support hand washing, machine washing.
4. For best results, hand-dry it. Avoid tumble-drying.
5. Make sure to use when it is completely dry.



# PRECAUTION

---

1. DO NOT fall asleep with the heated hat on.
2. ONLY use the equipped 7.4V battery to power the heated hat. Use of any other batteries or power banks is strictly prohibited.
3. Those with pacemakers, pregnant women, young children and those who can not express their willingness are prohibited to use the product.
4. Do not put flammable and explosive articles on the hot part of the heated hat.
5. Due to the difference in personal skin sensitivity, some users may experience discomfort. When this happens, discontinue use immediately to avoid burns or skin allergies.
6. Never use the heated hat if it is wet or moist.

**30 DAY MONEY BACK GUARANTEE**  
**& ENJOY 50% OFF ANOTHER BATTERY**

We know you will be impressed with our product and customer service, but if you have any questions or concerns please contact us immediately at [service@arrislife.com](mailto:service@arrislife.com)

You can also scan this code to join our Facebook group, which is specially created for customers who purchased the DUKUSEEK products.

Group members have access to message directly with our customer service representatives to help you properly use and maintain your products to ensure maximum lifespan.

