

Model: CS20H

Body Composition Scale User Guide



Initial Setup

Step 1: Download "arboleaf" app and create an account

From Apple App Store (ios) or Google Play (Android), search for "arboleaf" and download it to your smart phone. You can also scan the QR code to download.



Download "arboleaf"
app or scan the QR code



Register an account

Step 2: Pair scale with smartphone.

Make sure Bluetooth is enabled on your phone. For Android 6.0 and above, Location also needs to be enabled.


- Open the app, tap "Devices", then select "+ Add Device" and choose "Smart Bathroom Scale".
- Briefly step onto the scale to turn it on. In the app, tap the scale icon and select "Connect".
- Tap "Go to the Measurement page".

The Bluetooth symbol will be displayed on the scale and the scale is ready for taking measurements.

Take Measurements



Open the
Arboleaf app
Tap anywhere in the
Weight section



Apply pressure to turn
on scale, wait for
"CAL" back to "0.0"



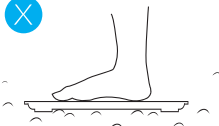
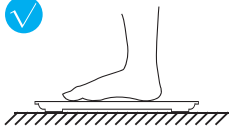
Step on the scale
barefoot until numbers
are stable



Check
measurements

When the display number flashes twice, it indicates that the weight measurement, body fat, and other body composition measurements have completed.

Measurement Tips (Continue)



Conductive areas

Scale Display

136.0
lb

Normal
working

No display

Change battery

136.0
lb

No wireless
connection

Err/EEr

Overload

Lo

Change battery

CAL

Calibrating

Troubleshooting

No wireless connection between your scale and the app

- Ensure that Bluetooth is enabled and Location Services are turned on (for Android).
- In the Arboleaf app, tap on "Devices", then select "+ Add Device" and choose "Smart Bathroom Scale."
- Briefly step on the scale to turn it on. On the app screen, tap the scale icon, then select "Connect," followed by "Finish," and finally "Go to the Measurement page".
- Your scale is now connected to your phone via Bluetooth and ready for measurements.

Measurement Tips

To have accurate, consistent and comparable measurement results, there are some DOs and DON'Ts.

DOs

- Place the scale on a flat hard surface.
- Stand straight on the scale with barefoot, no socks or shoes.
- Both feet uniformly touch the four metal electrodes.
- Do calibration each time. Wait for "CAL" back to "0.0" then step on the scale for measurements.
- Use the scale under the same condition.

DON'Ts

- Do not measure with socks or shoes on.
- Do not measure during or immediately after strenuous exercise.
- Do not measure immediately after shower, bath or sauna.
- Do not measure after heavy alcohol consumption.
- Do not measure when you have a fever.



WARNING

Please read carefully before use

- Do not use it on slippery floors.
- Do not use it when your body is wet.
- Do not use rechargeable 1.2V AAA batteries.



CAUTION

- Your body compositions may not be accurate after a shower or heavy physical activities.
- Except weight, other body composition measurements are not suitable for whom is under 18.
- Arboleaf body composition scale should not be used for treating or diagnosing any medical conditions. Always consult your physician or health professional for best treatments.

Specifications

- Model: CS20H
- Product Size: 10.6 x 10.6 x 1.0 inch / 27 x 27 x 2.5 cm
- Product Weight: 2.4 lb / 1.1 kg
- Weight Unit: lb / kg
- Battery: 2 x 1.5V AAA (Included)
- Weight Range: 0.4 - 396 lb / 0.2 - 180 kg

Package Contents

- 1) Body Composition Scale
- 2) 2 x 1.5V AAA Batteries
- 3) User Guide

Customer Support

1-800-658-1146

support@arboleaf.com

support.eu@arboleaf.com (UK & EU)

Arboleaf Corporation

5465 Legacy Drive, Suite 650, Plano, TX 75024

www.arboleaf.com

Warranty

Your Arboleaf scale is protected by a one-year manufacturer's warranty against defects for the original purchaser from the date of purchase. Proof of purchase is required for warranty claims.



Company: YH Consulting Limited

Address: C/O YH Consulting Limited Office 147, Centurion House ,
London Road , Staines-upon-Thames, Surrey , TW18 4AX

E-mail: H2YHUK@gmail.com

+44 07514-677868



E - CrossStu - GmbH

Mainzer Landstr. 69

60329 Frankfurt am Main

Mail: E-CrossStu@web.de

FCC Statement

This device complies with part 15 of the FCC Rules. Operation is subject to the following two conditions:

(1) this device may not cause harmful interference, and (2) this device must accept any interference received, including interference that may cause undesired operation. Any changes or modifications not expressly approved by the party responsible for compliance could void the user's authority to operate the equipment.

NOTE: This equipment has been tested and found to comply with the limits for a Class B digital device, pursuant to Part 15 of the FCC Rules.

These limits are designed to provide reasonable protection against harmful interference in a residential installation. This equipment generates, uses and can radiate radio frequency energy and, if not installed and used in accordance with the instructions, may cause harmful interference to radio communications. However, there is no guarantee that interference will not occur in a particular installation.

If this equipment does cause harmful interference to radio or television reception, which can be determined by turning the equipment off and on, the user is encouraged to try to correct the interference by one or more of the following measures:

- Reorient or relocate the receiving antenna.
- Increase the separation between the equipment and receiver.
- Connect the equipment into an outlet on a circuit different from that to which the receiver is connected.
- Consult the dealer or an experienced radio/TV technician for help.

FCC ID: 2ANDX-CS20W

Arboleaf Corporation

5465 Legacy Drive, Suite 650, Plano, TX 75024, USA



ARBOLEAF CORPORATION

HM REVENUE AND CUSTOMS

RUBY HOUSE

8 RUBY PLACE, ABERDEEN, AB10 1ZP GB

GB450744596