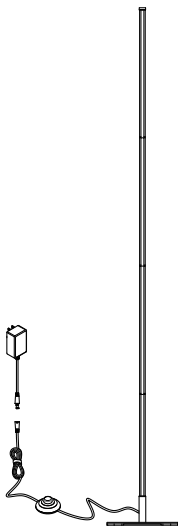


edishinē

Floor Lamp

[Instruction Manual]

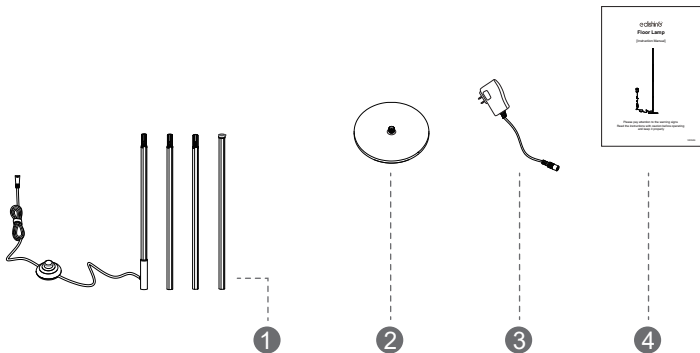


Please pay attention to the warning signs
Read the instructions with caution before operating
and keep it properly

CAUTION

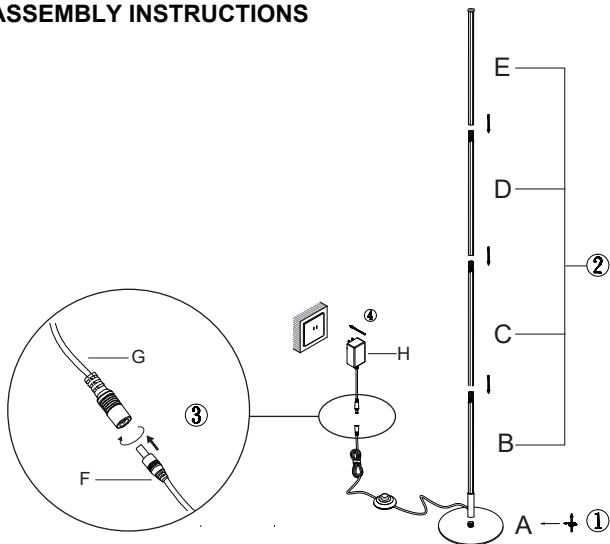
1. Before assembly, place all parts out on a clean flat surface and inspect each part for defects that may have occurred during shipping.
2. Inspect wire insulation for any cuts, abrasions or exposed copper that may have resulted during shipping. If there are any defects in the wire, DO NOT continue to assemble. Please send an email to our Customer Service immediately.
3. Consult a qualified electrician if you have any electrical questions.
4. Never drape clothes over the lamp.
5. To reduce the likelihood of tipping over, we recommend placing the lamp behind furniture and keep children and pets away.
6. To prevent children from suffocating and choking, keep them away from packing materials.
7. Please keep this manual and hand it over when you transfer the product.

PACKING LIST



Part	Description	Quantity
1	Column Floor Lamp	4
2	Base	1
3	Adapter	1
4	Instruction Manual	1

ASSEMBLY INSTRUCTIONS



1. Screw the Column Floor Lamp (A) clockwise onto Base (B) until tight.
2. Insert the four light poles B, C, D and E into the fixed order from bottom to top.
3. Connect the Adapter connector (F) to the Adapter (G) and then Spin lock.
4. Place the floor lamp where you need it and plug into the power supply(H).

FUNCTIONS

Foot Switch & Stepless Dimmable

Short press to turn on/off it; Long press to adjust the brightness;

After the short press to turn it on, and then Long press the foot switch, the light will gradually to brighten or darken, just moves your feet away when you think the brightness is ok.

Memory function: the floor lamp can remember the mode of the brightness you settled before closing.

SPECIFICATIONS

- Product Height: 57.5 IN
- Base Length: 7.8 IN
- Wire Length: 70 IN
- Materials: Aluminum, Iron, ABS
- Input Voltage: AC100V-240V 60Hz
- Max. Load Power: 19W-3000K-1100LM

One Year Limited Warranty

Supported by our professional R&D team and QC team, we provide One Year Warranty for materials and workmanship from the purchase date. Please note that the warranty does not cover damage caused by personal misuse or improper installation.

Please attach your Order ID and Name so that our dedicated customer service team can help you better.