



Just Play, Have Fun!




**Model: R50**

EN User Manual

DE Benutzerhandbuch

FR Manuel Utilisateur

## Product Description



### 1. Rotary Knob: Volume +/-

### 2. Mode Button

- Long Press for 3 seconds: Power on/off
- Click to Switch Bluetooth Connection/3.5mm AUX Mode

### 3. RGB Light Button

- Click to switch RGB light mode: Breathing Light / Rhythm Light / Flowing Light / Single Light / Turn on/off Light
- Long Press for 3 seconds: Wipe off & Reset Bluetooth Connection

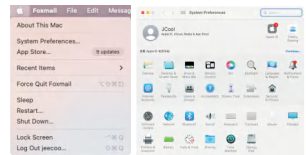
1

## How to Setup

### PC, Laptop, Macbook Pro/Air



1. Plug the USB connector into USB side ports on computers;
2. Plug the 3.5mm connector into headphone jack on computers;
3. Fix the setting: control panel/system preference - sound setting - choose "R50" as audio output - save changes.



2

## How to Setup

### Note:

- If you hear some noticeable white noise from R50 speakers, please refer to below steps:
1. Click and move the 3.5mm connector and USB connector are properly inserted into your device.
  2. if it is connected into power adapter, please change and replace a certified adapter (5V/1A/2A).

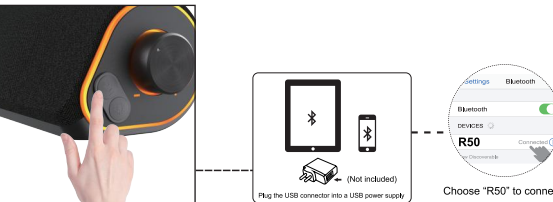
- If the speaker is connected to your computer and there is no sound when playing music (not in silent mode):

1. This speaker adopts USB decoding, please go to the "Manage Audio Devices" of the computer control panel to find the audio device and switch it.

3

## How to Setup

### Cellphones, Ipad, PS4/PS5, Nintendo (Bluetooth Mode)



Click: Switch to Bluetooth Mode

1. Plug the USB connector into a certified USB power supply (5V/1A);
2. Click the "Mode" button to switch bluetooth mode;
3. Turn on bluetooth on your cellphone, search and select device name "R50", connect it and pair.

### Note:

1. If R50 were paired with some other devices, and not able to pair now, please press the mode button for 3 seconds to wipe off the bluetooth connection, and pair the R50 with your devices via bluetooth again.

4

## Specifications

Audio input:	3.5mm AUX/Bluetooth
Bluetooth Working Distance:	≤33ft/10m
Connector-1:	USB (for powered)
Connector-2:	3.5mm (for AUX mode)
Output Power:	10W
Speaker Size:	2inches
Input Sensitivity:	500±50mV
Frequency Range:	160Hz-20KHz
Separation:	≥30dB
Power Supply:	USB 5V/1A~2A (Not included)
Unit Dimension:	425×90×70(h)mm
Unit Weight:	651g

## Customer Service



Scan for Online Support  
6-Month Warranty Services  
Lifetime Technical Support

MANUFACTURER  
NINGBO NINHUA SCM CO., LTD  
Add: 21 JIANGXIA ST., NINGBO 315000 P.R. of CHINA  
  
Web: [www.soulion.net](http://www.soulion.net)  
Email: [soulionaftersale@gmail.com](mailto:soulionaftersale@gmail.com)  
Facebook: [www.facebook.com/Soulion.fans](https://www.facebook.com/Soulion.fans)  
Instagram: [@SOULION\\_OFFICIAL](https://www.instagram.com/SOULION_OFFICIAL)

5

## Featured Items from SOULION


**SOULION R30:**  
[A Great Wired Sound Audio Device As A Loundspeaker]  
3.5mm & USB powered  
Auto Conversion Light Effect



**SOULION R30 Plus:**  
[All-in-1 Control Button Computer Speakers]  
USB & Bluetooth Mode  
6 LED Lighting Effects  
Clearly & Powerful Sound



**SOULION R60:**  
[Surround & Deep Bass Sound Computer Speakers]  
USB & Bluetooth Mode  
Customize Lighting Effects



**SOULION R40:**  
[2.0 Channel Gaming Speakes for PC Computers]  
USB & Bluetooth Mode  
Customize 6 Lighting Effects  
Surround Stereo & Quality Bass



6