

Capture π

Capture Your Moment

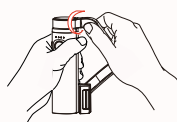
01 Download "Capture2" APP



Scan the QR code on the left side or search for "**Capture2**" on *Google Play / App Store* then download and install it.

02 Unfold the gimbal

Rotate the gimbal arm by 180 degrees in the direction indicated.



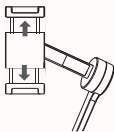
Rotate to Unfold



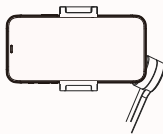
Unfolded

03 Secure the phone to the clamp

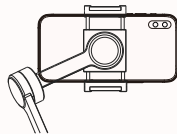
The position of clamp is around 5mm off to the center of the phone to be in balance. Make sure the lens of the phone camera is at the left side of the clamp.



Extend the clamp
place your phone into it.



Front view

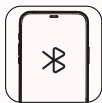


Back view

04 Boot up



- 1 Long press the power button for 3 seconds to boot up



- 2 Turn on the bluetooth of your phone



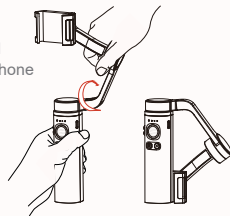
- 3 Open the "Capture2" App



- 4 Connect the Gimbal

05 Fold back

Rotate the gimbal arm by 180 degrees in the direction indicated until a click is heard. Adjust the phone clamp as necessary.



Rotate to Fold



Folded