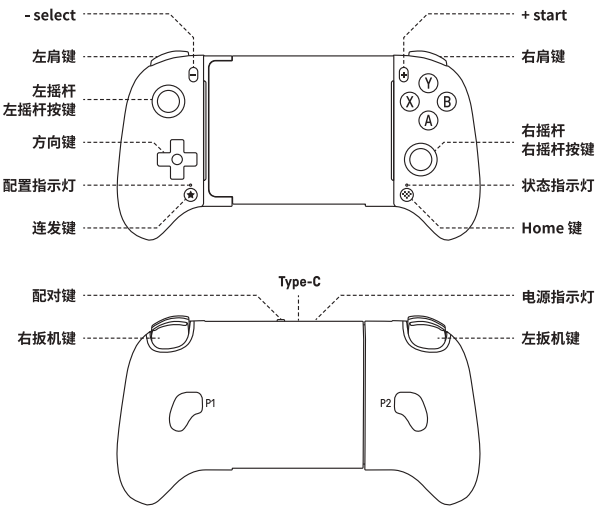


- Press the **Home button** to turn on the controller.
- Hold the **Home button** for 3 seconds to turn on the controller.
- Hold the **Home button** for 6 seconds to force the controller off.



- * 开机:按下 **Home** 键。
- * 关机:按住 **Home** 键 3 秒。
- * 强制关机:按住 **Home** 键 6 秒。

Android



- Android 13.0 or above is required.

Bluetooth Connection

1. Press the **Home button** to turn on the controller.
2. Hold the **Pair button** for 3 seconds to enter its pairing mode, the **Status indicator** will start to blink rapidly. (This is required for the very first time only.)
3. Go to your Android device's Bluetooth list and pair with **[8BitDo Ultimate MG]**, the **Status indicator** will stay solid when the connection is successful.

Android



- * 要求 Android 设备系统版本为 Android 13.0 或更高版本。

蓝牙连接

1. 按下 **Home** 键 开启手柄。
2. 按住 **配对键** 3 秒至 **状态指示灯** 快速闪烁, 进入配对状态。(仅首次连接时需要配对)
3. 打开 Android 设备蓝牙, 搜索 **8BitDo Ultimate MG** 连接, 连接完成后 **状态指示灯** 常亮。

iOS

- iOS 18.5 or above is required.

Bluetooth Connection

1. Press the **Home button** to turn on the controller.
2. Hold the **Pair button** for 3 seconds to enter its pairing mode, the **LED indicator** will start to blink rapidly. (This is required for the very first time only.)
3. Go to your iOS device's Bluetooth list and pair with **[8BitDo Ultimate MG]**, the **LED indicator** will stay solid when the connection is successful.

iOS

- * 要求 iOS 设备系统版本为 iOS 18.5 或更高版本。

蓝牙连接

1. 按下 **Home** 键 开启手柄。
2. 按住 **配对键** 3 秒至 **状态指示灯** 快速闪烁, 进入配对状态。(仅首次连接时需要配对)
3. 打开 iOS 设备蓝牙, 搜索 **8BitDo Ultimate MG** 连接, 连接完成后 **状态指示灯** 常亮。

Turbo Function

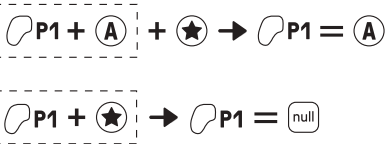


- **Home button, LSB/RSB, and P1/P2 buttons** are not supported.
- The turbo settings will not be saved permanently and will revert to default settings after the controller is powered off or disconnected.



P1/P2 Buttons Configuration

- One button on the controller can be remapped to the **P1 / P2 buttons**.
- Configuration on the **LSB/RSB** are not supported.
- The **Profile LED** will blink continuously when the configured button is pressed.



Fast Button Swap

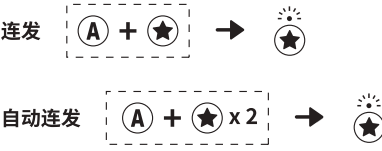
- The **Profile LED** will blink continuously when the swapped button is pressed, and indicate the function of this button has been changed.
- **D-pad, Home button, LSB/RSB, + start, - select, and P1/P2 buttons** are not supported for the button swap.
- Press and hold the two buttons that need to be configured, then press the **Star button** to activate the Fast Button Swap. Repeat the same procedure or reconnect the controller will deactivate the function.



连发功能

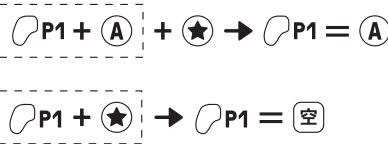


- * **Home 键、左 / 右摇杆、P1、P2 键** 不支持连发。
- * 连发功能不会保存, 关机或断开连接后恢复默认。



配置 P1 / P2 键

- * 可将手柄上的单个按键复制到 **P1 / P2 键**。
- * **左 / 右摇杆** 不支持配置。
- * 已配置的按键使用时 **配置指示灯** 会持续闪烁。



快速交换按键

- * 已交换的按键按下时 **配置指示灯** 会持续闪烁表示此按键的功能已变更。
- * **方向键、左 / 右摇杆、减号键、加号键、Home 键、P1、P2 键** 不支持交换。
- * 按住需要交换的两个按键, 再按下 **星号键** 完成交换。重复此操作或重新连接手柄可取消此功能。



Battery



Status		LED indicator
Low battery mode	→	Red LED blinks
Battery charging	→	Green LED blinks
Battery fully charged	→	Green LED turns off

- Built-in 300mAh rechargeable battery pack with 13 hours of play time, with a charging time of 90 minutes.
- The controller will automatically shut down if it fails to connect within 1 minute of startup, or if there are no operations within 15 minutes after establishing a connection.
- The controller will not shut down during wired connection.

Safety Warnings



- Please always use batteries, chargers, and accessories provided by the manufacturer.
- The manufacturer is not liable for any safety issues arising from the use of non-manufacturer-approved accessories.
- Do not attempt to disassemble, modify, or repair the device yourself. Unauthorized actions may result in serious injury.
- Avoid crushing, disassembling, puncturing, or attempting to modify the device or its battery, as these actions can be dangerous.
- Any unauthorized changes or modifications to the device will void the manufacturer's warranty.
- This product contains small parts that may cause choking. Not suitable for children under three years old.
- This product features flashing lights. Individuals with epilepsy or photosensitivity should disable the lighting effects before use.
- Cables may cause tripping or entanglement hazards. Keep them away from walkways, children, and pets.
- Stop using this product immediately and seek medical attention if you experience dizziness, visual disturbances, or muscle spasms.

Ultimate Software

Please visit app.8bitdo.com to download the **Ultimate Software V2** to get the latest firmware & additional support.

电源



电源状态		电源指示灯状态
电量不足	→	红灯闪烁
正在充电	→	绿灯闪烁
充电完成	→	绿灯熄灭

- * 配备 300mAh 可充电式锂电池, 可持续使用约 13 小时, 充电时间约 90 分钟。
- * 开机后1分钟内未连接, 或连接后15分钟无操作会自动关机。
- * 使用有线连接时不会自动关机。

安全警示



- * 请使用制造商的电池、充电器、配件。
- * 在用户使用第三方的配件时, 制造商不能对用户的安全负责。
- * 请勿自行拆卸、改装或修理设备。
- * 请勿挤压、拆解、刺穿或尝试改装设备及电池。
- * 对设备的任意变动或改装, 将导致制造商对设备不予保修。
- * 产品包含小部件, 可能造成窒息危险, 不适合3岁以下儿童使用。
- * 本产品使用时包含闪烁灯光效果, 若有癫痫病史或光敏性反应者使用时请关闭灯光。
- * 产品线缆可能造成绊倒或缠绕危险, 请勿放置在行走区域, 并远离儿童及宠物。
- * 如产品使用过程中出现头晕、视力异常、肌肉抽搐等症状, 请立即停止使用并就医。

自定义配置

请访问 app.8bitdo.cn 获取 **精英软件 V2** 使用。

Support



- Please visit support.8bitdo.com for further information & additional support.



技术支持



- * 请访问 support.8bitdo.cn 了解详细信息。

