



Technical Support and E-Warranty Certificate www.vevor.com/support

MAIL ORGANIZER USER MANUAL

MODEL NO.: HZFC008-BL/HZFC008-BN/HZFC008-GY

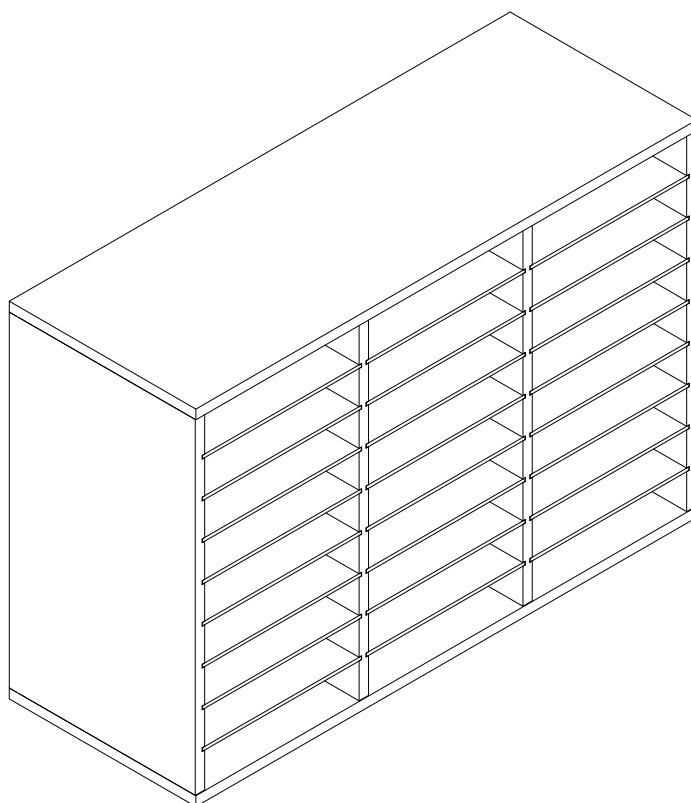
We continue to be committed to provide you tools with competitive price.
"Save Half", "Half Price" or any other similar expressions used by us only represents an estimate of savings you might benefit from buying certain tools with us compared to the major top brands and does not necessarily mean to cover all categories of tools offered by us. You are kindly reminded to verify carefully when you are placing an order with us if you are actually Saving Half in comparison with the top major brands.

VEVOR®

TOUGH TOOLS, HALF PRICE

Mail Organizer

MODEL NO.: HZFC008-BL/HZFC008-BN/HZFC008-GY



NEED HELP? CONTACT US!

Have product questions? Need technical support? Please feel free to contact us:

Technical Support and E-Warranty Certificate
www.vevor.com/support

This is the original instruction, please read all manual instructions carefully before operating. VEVOR reserves a clear interpretation of our user manual. The appearance of the product shall be subject to the product you received. Please forgive us that we won't inform you again if there are any technology or software updates on our product.



WARNING:

Please read this manual carefully before using the product. Failure to do so may result in serious injury.

ASSEMBLY PRECAUTIONS

1. Assemble only according to these instructions. Improper assembly can create hazards.
2. Wear ANSI-approved safety goggles and heavy-duty work gloves during assembly.
3. Keep the assembly area clean and well-lit.
4. Keep bystanders out of the area during assembly.
5. Do not assemble when tired or when under the influence of alcohol, drugs or medication.
6. The product capabilities apply to properly and completely assembled products only.
7. Assemble on a flat, level, hard and smooth surface capable of safely supporting the Mail Organizer.
8. For additional information regarding the parts listed in the following pages, please refer to the Assembly Diagram of this manual. Unwrap and separate all parts in a clean work area.

SAVE THESE INSTRUCTIONS

USE PRECAUTIONS

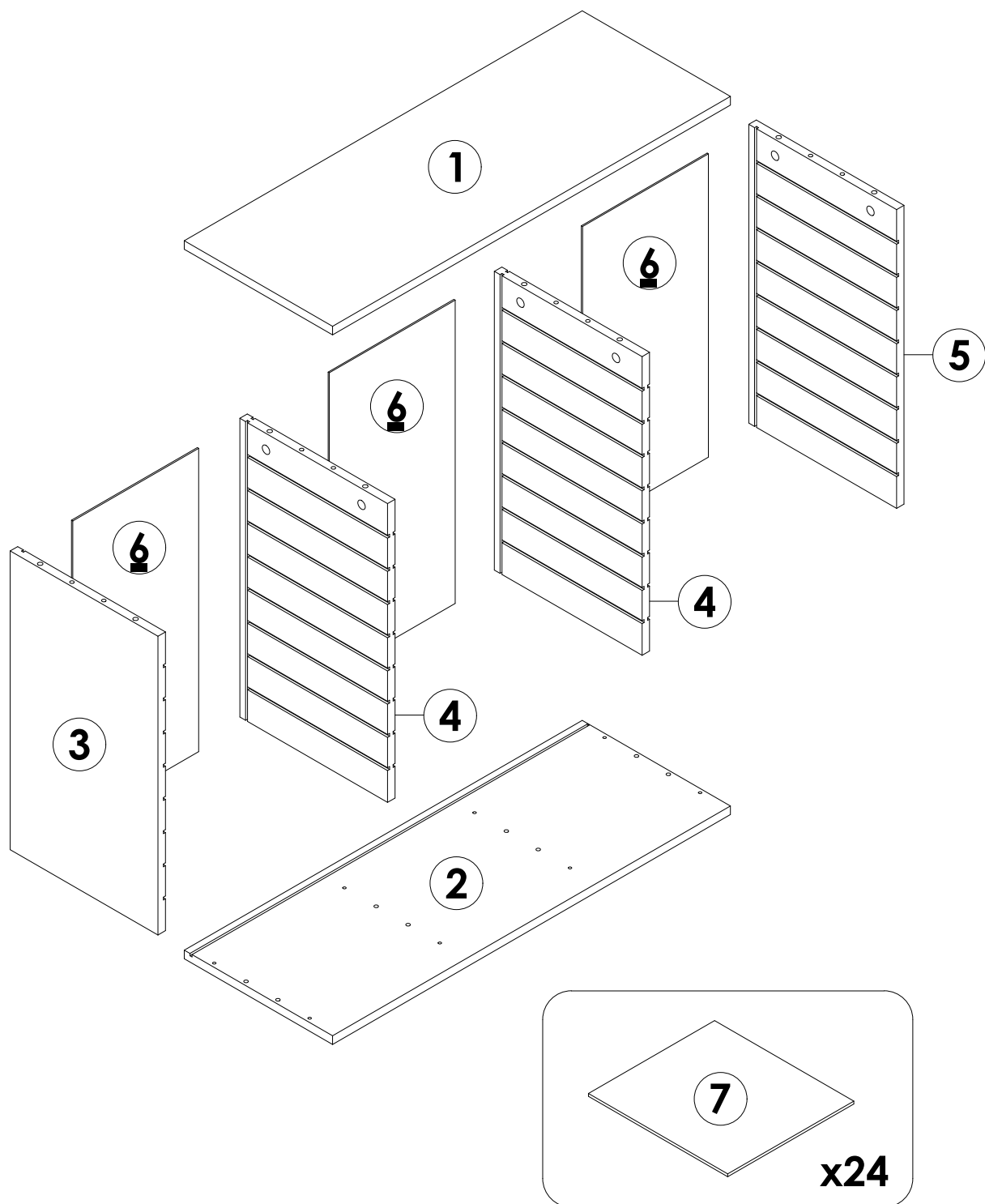
TO PREVENT SERIOUS INJURY AND DEATH FROM TIPPING:


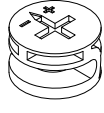


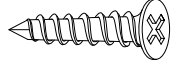
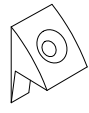
1. This product is not a toy Do not allow children to play with or near this item.
2. Do not exceed weight capacities, before moving.
3. Use only on a flat, level, hard and smooth surface capable of safely supporting a fully loaded Mail Organizer.
4. Use as intended only.
5. Inspect before every use; do not use if parts are loose or damaged.

TECHNICAL SPECIFICATIONS

Model	HZFC008-BL/HZFC008-BN/HZFC008-GY
Main Material	Board
Color	Black/Brown/Grey
Product Dimensions (LxWxH)(mm)	800*297*550
Net Weight (kg)	17.8

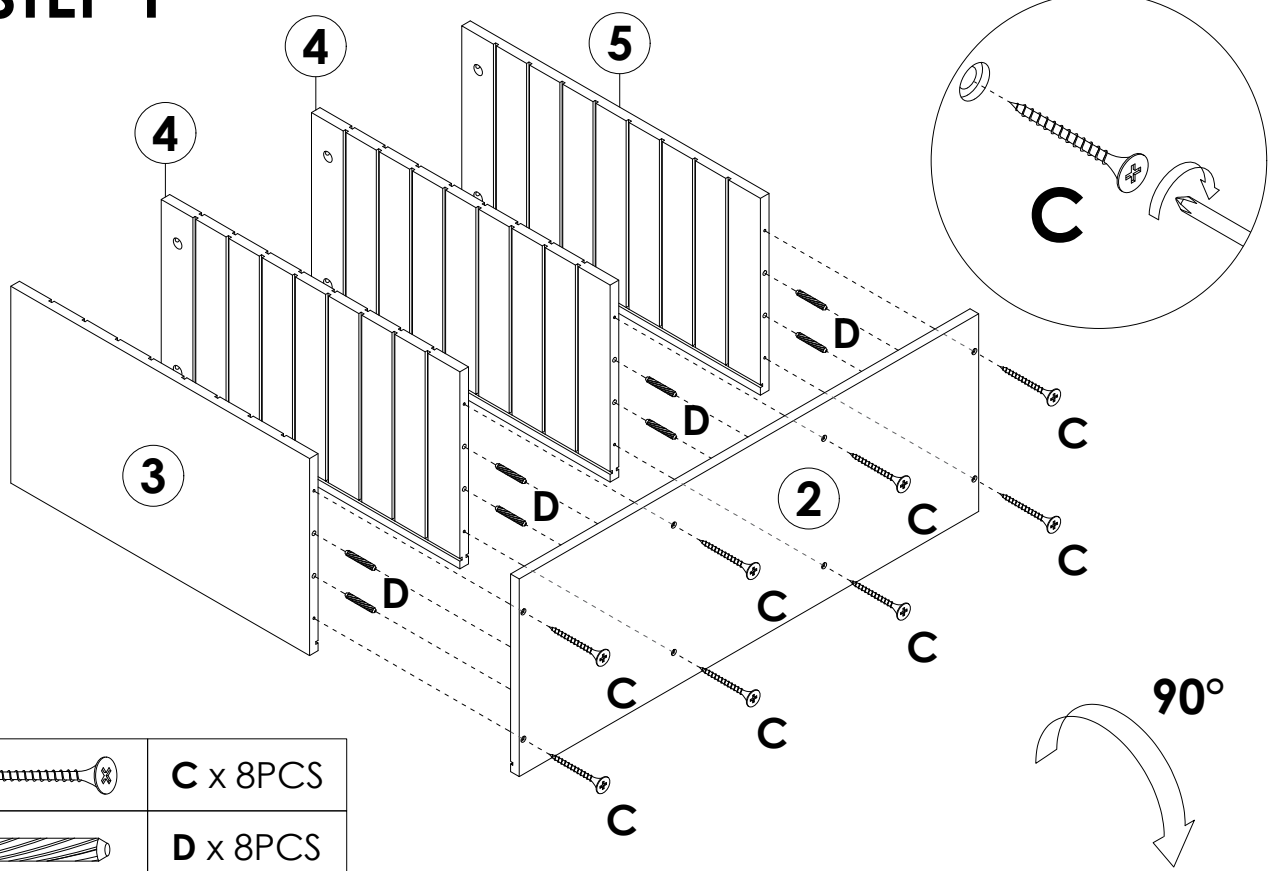
PACKAGE CONTENTS



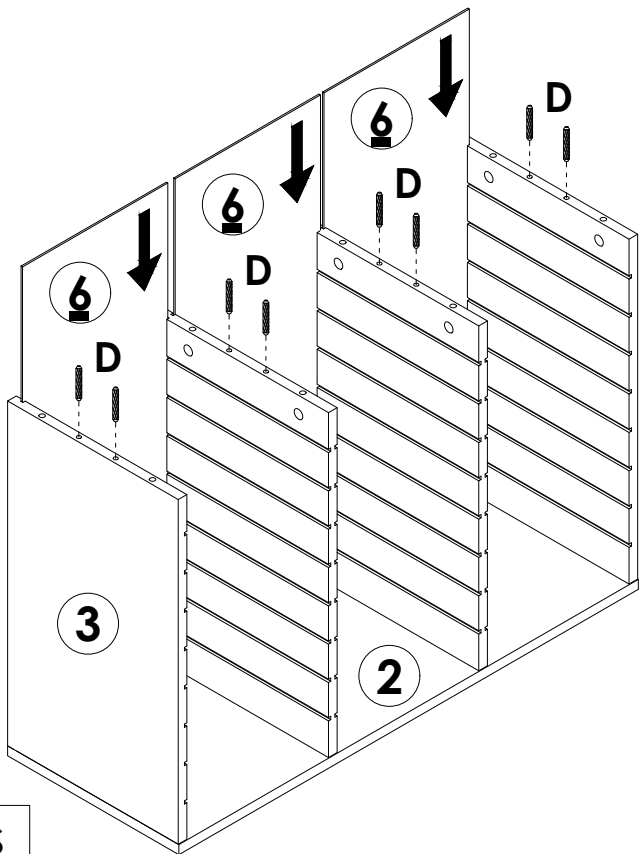
A  M6x35mm 8+1PCS	B  Ø15x9mm 8+1PCS	C  M4x40mm 8+1PCS	D  Ø6x30mm 16+2PCS	E  M3x14mm 12+1PCS
F  12+1PCS				

ASSEMBLY STEPS


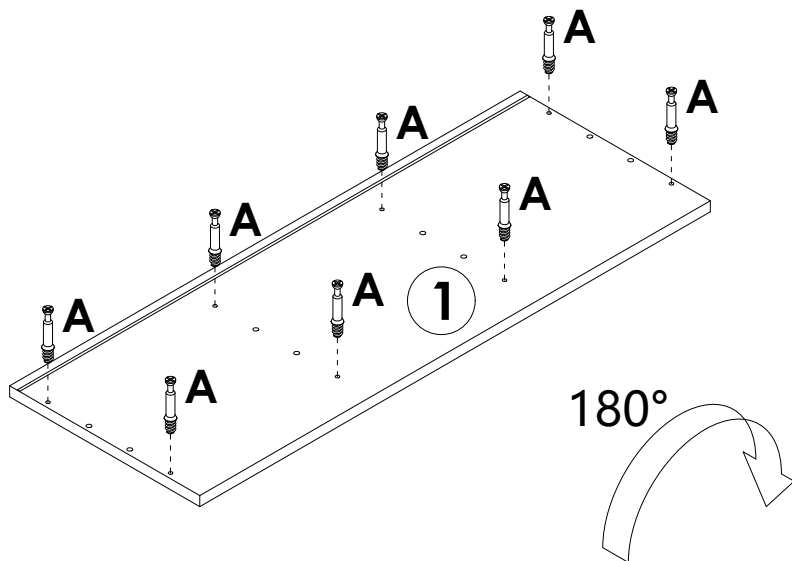
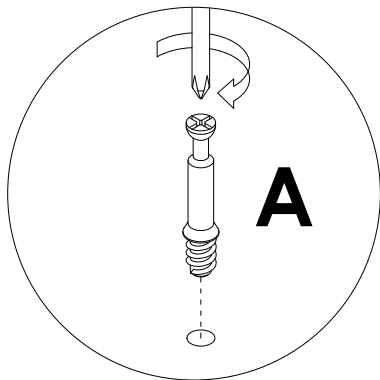
STEP 1



STEP 2

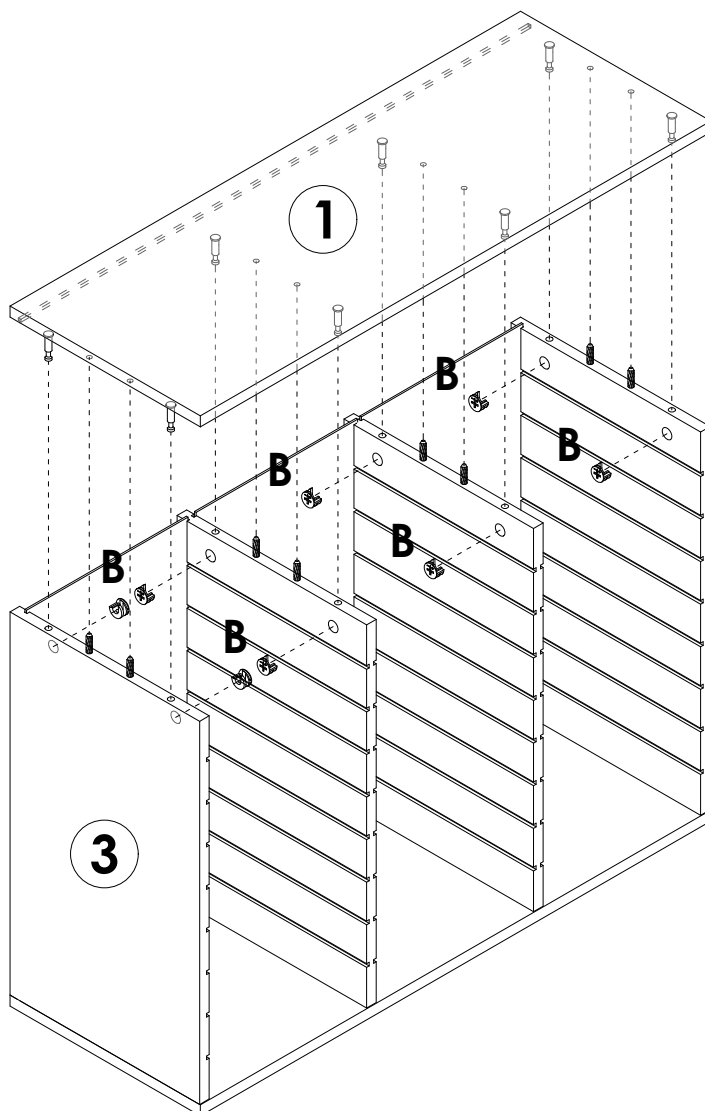
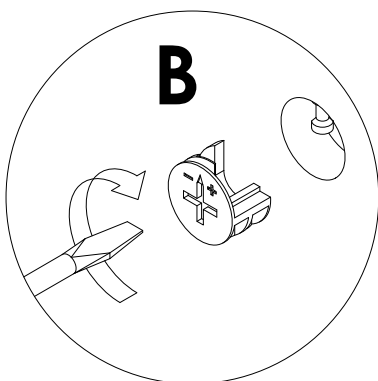


STEP 3



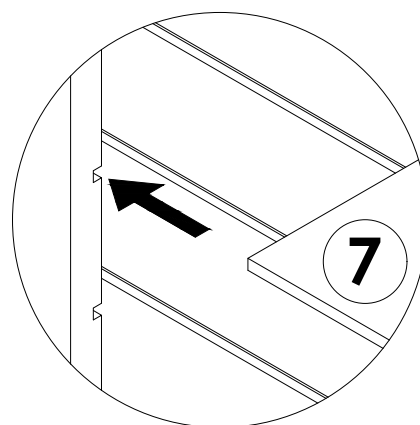
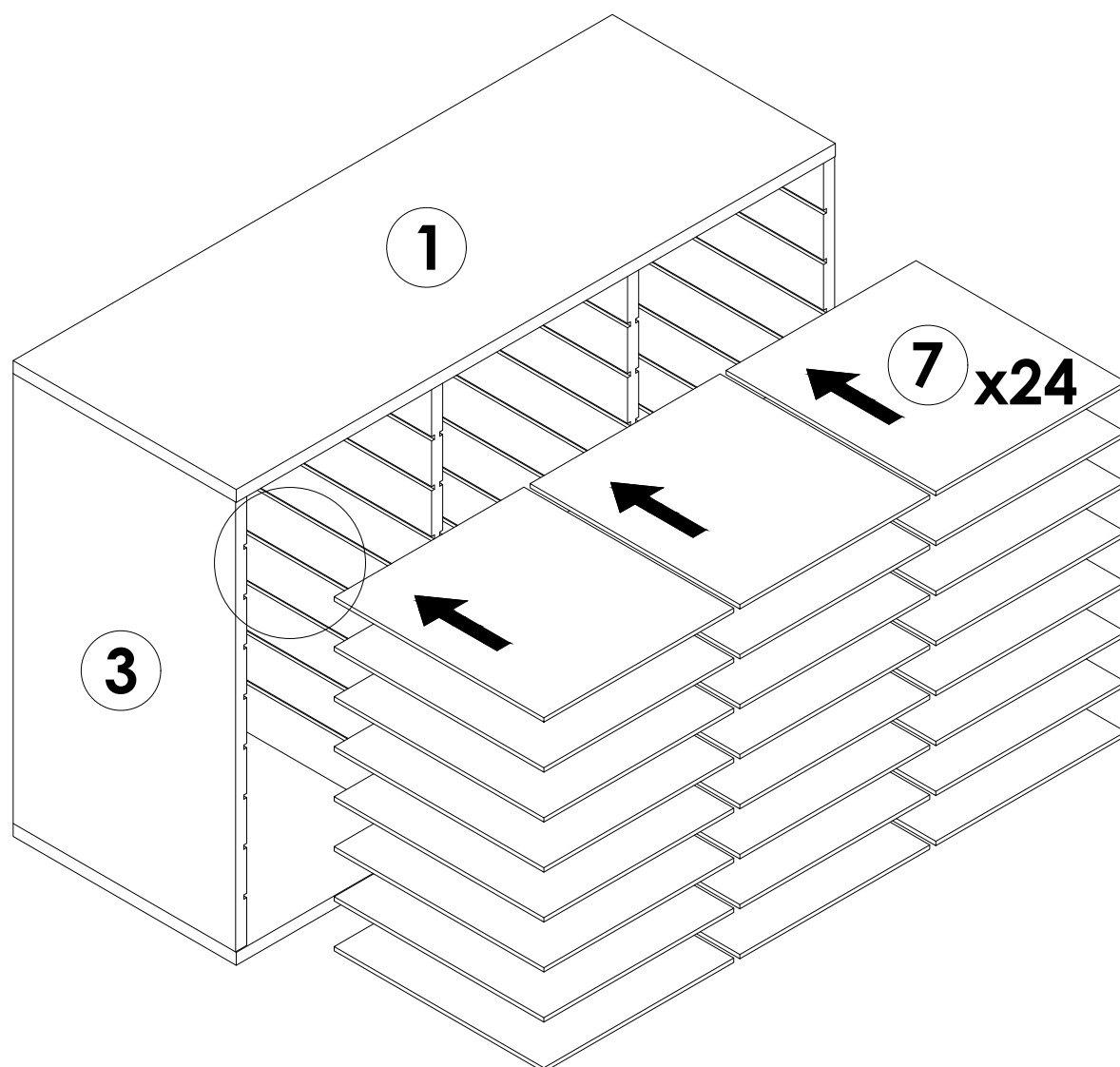
A x 8PCS

STEP 4

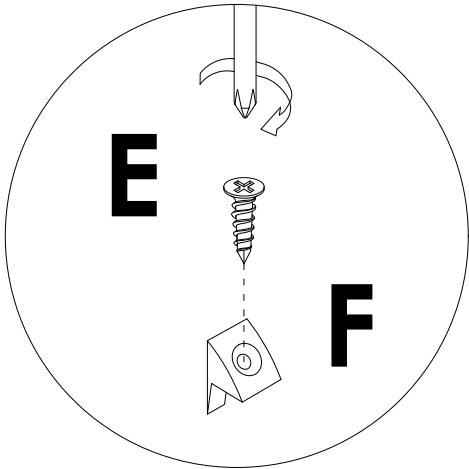
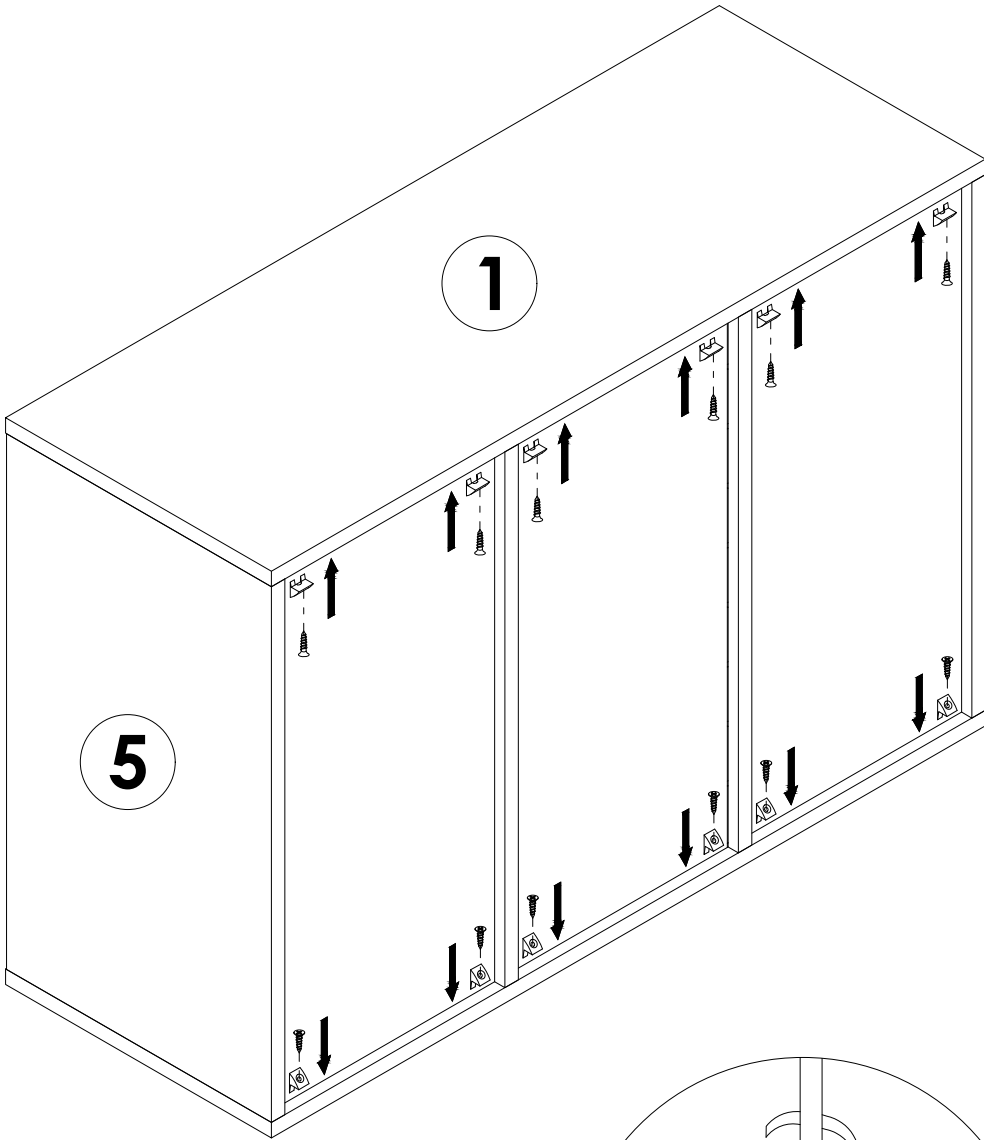




B x 8PCS

STEP 5

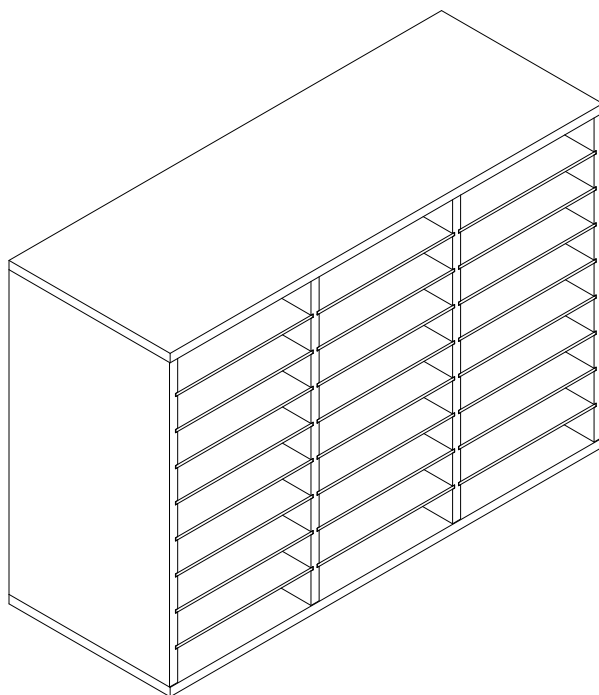


STEP 6



	E x 12PCS
	F x 12PCS

COMPLETION



Manufacturer: Shanghaimuxinmuyeyouxiangongsi

Address: Shuangchenglu 803nong11hao1602A-1609shi, baoshanqu, shanghai 200000 CN.

Imported to AUS: SIHAO PTY LTD. 1 ROKEVA STREETEASTWOOD NSW 2122 Australia

Imported to USA: Sanven Technology Ltd. Suite 250, 9166 Anaheim Place, Rancho Cucamonga, CA 91730

EC	REP
-----------	------------

E-CrossStu GmbH
Mainzer Landstr.69, 60329 Frankfurt am Main.

UK	REP
-----------	------------

YH CONSULTING LIMITED.
C/O YH Consulting Limited Office 147, Centurion House, London Road, Staines-upon-Thames, Surrey, TW18 4AX

VEVOR[®]

TOUGH TOOLS, HALF PRICE

Technical Support and E-Warranty Certificate

www.vevor.com/support