

# Fireproof Document Bag

## User Manual



Any questions pls contact: [oleciya-sales@outlook.com](mailto:oleciya-sales@outlook.com)

MADE IN CHINA

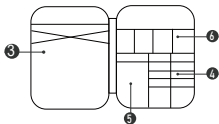
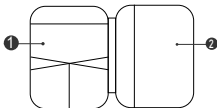
# Keep Your Files Safe!

We are very glad to help you solve any problem about our fireproof document bag.

No matter what happen,pls contact us first:[oleciya-sales@outlook.com](mailto:oleciya-sales@outlook.com).

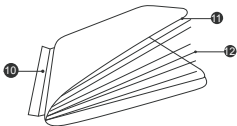
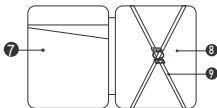
## Introduction

- 1、 5XMesh Bag for Passports&Files
- 2、 Large Zipper Nylon Bag for Files&Laptop



- 3、 3XLarge Elastic&Visible Pockets for A4 Document
- 4、 8X Card Slots
- 5、 2X Pockets for Cash
- 6、 4X U-Disk/Key Pockets

- 7、 2XLarge Elastic&Visible Pockets for Files
- 8、 Main Document Storage Area
- 9、 X Design for Fixing

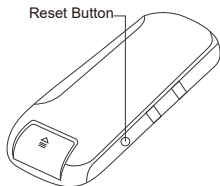
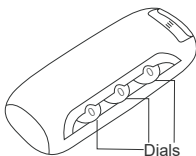


- 10、 Velcro Design: Freedom of Disassembly
- 11、 Zipper Protect
- 12、 7 File Folder

# HOW TO SET THE LOCK ?

## Step1:

Set the lock to "on"(initial code 0-0-0)

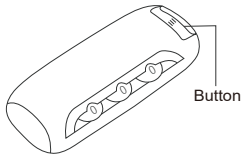
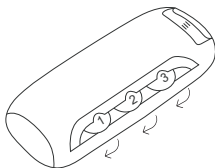


## Step2:

Press the Reset Button with the tip of a pen or other tool and release it when it beeps

## Step3:

Turn the 3 dials to set a personal safe code(e.g.1-2-3)



## Step4:

Push the button in the direction of the arrow and hear "tick" again, the code switch pops out and locks is on

## Specification:

- ▶ Size:14.37\*10.63\*3.94inch
- ▶ Newly upgraded full wrap-around zipper design prevents flame from entering the bag and destroying important files.
- ▶ Main Feature:Fireproof&Water Resistant

## Notes:

- ▶ Please keep away from little children.
- ▶ Do not immerse or wash the bag in liquids.
- ▶ Please remember the new password or record it in some places carefully.
- ▶ Fireproof does not mean it could support endless fire exposure please keep any fire exposure to the minimum.
- ▶ To remove any remaining dirt or smudges, use a soft lint-free cloth.

