

AL2000

使用说明书



本说明书的内容可能会随版本更改, 如有变动, 恕不另行通知,
如需最新说明, 请到<https://smsl-audio.com/portal/product/support>
下载最新版本的说明书。

安全注意事项

- 请将本音响系统安装在通风良好、阴凉、干燥、干净的位置，远离直射阳光热源、振动、灰尘、潮湿或寒冷。
- 只能使用本机指定的电压。使用高于指定数值的电压很危险，而且可能导致火灾，损坏本机或造成人身伤害。对于使用高于指定电压造成的任何损害，我司将不负任何责任。
- 不要试图自行改造或修理本机。如果需要任何服务，请与销售或者我司客服人员联系。不管有任何理由，都没有打开机壳的必要。
- 如果打算长时间不使用本机（比如度假时），请从墙壁交流电源插座上断开电源线的连接。

重要提示：

本说明书所提到的产品规格和资讯仅供参考。如有内容更新，恕不另行通知。

保修条款

一、服务期限

佛山双木三林科技有限公司承诺产品的良好品质，产品自售出之后7天内正常使用情况下出现故障，客户可以选择退货或者保修（不影响二次销售才可退货）。正常使用一年内出现故障可以免费保修。

二、购买日期以销售商开出的购机发票或收据日期为准，网购可以交易截图为准。

三、有以下情况都不能享受“三包”服务

1. 一切人为因素损坏，包括非正常工作环境下使用或不按照说明书使用。
2. 用户私自拆机、改装、维修。
3. 使用非指定或许可的配件造成损坏的。
4. 机身的QC或保修贴损毁。
5. 不能出示有效购机凭证。
6. 不属于本公司产品。

四、保修方式为送修

此条款只适于中国大陆，其它地区请参考当地销售代理商的规定和国家法规。

特点

- 德国英飞凌新款数字大功率放大器芯片,更高质的同时,效率高,能耗低;
- 使用了日本JRC公司电子音量控制芯片NJW1194,精准的音量控制和超低的失真度;
- 支持MQA解码,支持MQA-CD;
- 全新第三代XMOS XU-316,PCM支持到32bit/768kHz,DSD支持到DSD512;
- 蓝牙5.0接收,更远的传输距离,音质更好!
- 铝合金CNC加工面板工艺,采用阳极氧化技术,做工精细,触感一流;
- 人性化操作系统简单易懂,配备全功能遥控功能;
- 大量采用发烧级音频元件以提升主观听感;
- 高品质镀金输入、输出端子;
- 完善的过热,过流等保护电路;
- 内置高品质大功率音频专用开关电源。

技术参数

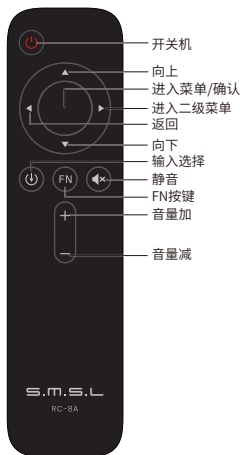
输入接口	RCA, BT, USB, 光纤, 同轴		
THD+N	0.003%		
信噪比	107dB		
通道分离度	98dB		
输入灵敏度/输入阻抗.....	280mV/22kΩ		
输出功率			
立体声.....	165Wx2(4Ω) / 85Wx2(8Ω)		
USB传输方式.....	异步传输		
USB兼容性.....	Windows 7 / 8 / 8.1 / 10 / 11, Mac OSX, Linux		
MQA decoder.....	USB		
MQA-CD decoder.....	光纤 / 同轴		
位深.....	USB		1bit, 16~32bit
	光纤 / 同轴		1bit, 16~24bit
采样率	USB	PCM	44.1~384kHz
	DSD		2.8224~5.6448MHz
	光纤 / 同轴	PCM	44.1~192kHz
		DSD	DSD64(DoP)
消耗功率	40W(正常音量)		
体积.....	210.5X41X198mm(WxHxD)		
重量.....	1.78kg / 3.92lbs		

SMSL保留在不另行通知的情况下进行可能导致规格或特性更改的改进的权利。

关于遥控器

- 如果遥控器距离本机很近时操作仍无效，请用新电池更换。
- 如果要长时间不使用遥控器，请取出遥控器的电池。
- 按照电池处置的地方性法规处置废旧电池。

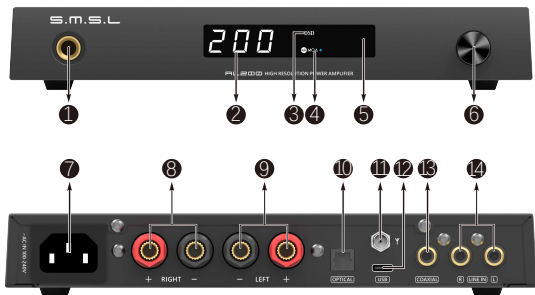
遥控器的使用



注意

遥控器请使用2节7号(AAA)电池

部件介绍



1 6.35mm耳机输出

4 MQA指示灯

7 电源输入

10 光纤输入

13 同轴输入

2 显示屏

5 红外线窗

8 右声道输出

11 蓝牙天线

14 模拟输入

3 DSD指示灯

6 旋钮

9 左声道输出

12 USB输入

操作说明

菜单介绍

- 开机时会显示 **200** 意思为AL200。

- 在切换输入会显示



光纤输入

同轴输入

蓝牙输入

电脑输入

线路输入

- 在切换输出会显示



耳放输出

背后线路输出

- 8种EQ菜单

- **E0** Direct (直通)
- **E1** Tone (自定义)
- **E2** SDB (SMSL专利音效)
- **E3** Bass (低音加强音效)
- **E4** Super Bass (低音超强音效)
- **E5** Rock (摇滚乐音效)
- **E6** Soft (柔和音效)
- **E7** Clear (清晰音效)

- 在高音调节会显示 **[-9]** ← **[0]** → **[9]** , 表示-9dB~+9dB。

- 在低音调节会显示 **[-9]** ← **[0]** → **[9]** , 表示-9dB~+9dB。

- 3种亮度调节 **BL1** , **BL2** , **BL3**

- 音量显示 **-00** , **-01** ... **-60**

*静音时音量为闪烁状态

操作说明

■ 进入菜单方法

- 短按MENU键进入不同的选项，旋转旋钮进行选择，选择之后长按MENU退出；
- 使用遥控器进入菜单，进行选择。

■ LINE IN使用说明

- 模拟信号RCA输入到LINE IN, AL200选择对应的输入，播放音乐。

■ USB使用说明

- 使用配套的USB线连接电脑，AL200选择USB模式，电脑的声音选项将USB AUDIO选择为输出，建议将电脑音量最大。

■ BT使用方法

- 切换到bt，手机打开蓝牙，搜索名称SMSL AL200，点击连接，手机播放音乐，建议将手机音量调到最大使用。

■ 关闭屏幕显示

- 在开机状态下，短按遥控器“FN”键，关闭屏幕显示，再按短按“FN”键，恢复屏幕显示。

关于MQA

MQA (Master Quality Authenticated) 是一项屡获殊荣的英国技术, 是一种兼有极高的采样率和足够小的文件体积的高解析音频编码技术。AL200采用MQA技术, 可以接收并解码MQA音频, 提供母带级别的声音。

有关更多信息, 请访问<https://www.mqa.co.uk/how-it-works>

如何播放MQA

- AL200的USB、光纤、同轴、AES/EBU支持MQA解码!
- AL200的MQA播放不要求使用特殊的播放软件, 例如foobar2000, Audirvanaplus只要支持ASIO或者WASAPI的音频输出就可以了, 并且在播放MQA音频时, 最好将电脑的音量调到最大, 以使得电脑的音频输出是最佳状态。
- 在播放MQA文件时, 显示屏显示的采样率为音频原始采样率。



MQA和声波标志是MQA Limited的注册商标。©2016

播放MQA-CD注意事项

- 必须确认所播放的是一张真正的MQA-CD;
- 确认CD播放器所输出的光纤或者同轴信号是未经处理的源码。

AL2000

USER MANUAL



The contents of this manual may change with the version,
if there is any change without notice,
please go to <https://www.smsl-audio.com/portal/product/support>
Download the latest version of the manual.

Safety Notes

- Install this unit in a well ventilated, cool, dry, clean place-away from direct sunlight, heat sources, vibration, dust, moisture, or cold..
- Use the voltage specified on this unit Only. Using this unit with a higher voltage than specified is dangerous and may cause fire , damage to this unit, or personal injury. Our company will not be held responsible for any damage resulting from the use of this unit with a voltage other than that specified.
- Do not attempt to modify or fix this unit by yourself. Contact alesperson or customer service when any service is needed. The cabinet should never be opened for any reason.
- When not planning to use this unit for long periods of time (i.e. when going on vacation), disconnect the power cable from the AC wall outlet.

Important note:

The product specifications and information mentioned in this manual are for reference only. The content of this manual is subject to change without notice.

Warranty Terms

1.The Term of Service

Foshan Shuangmusanlin Technology Co., Ltd promises to offer good-quality products. If the product is broken in 7 days after purchasing when you use it normally, you can choose to send it back for return, replacement or repairing (only the product does not affect the second sales can be returned). Repairing for free in one year if you use it normally.

2.Date of purchase is in accordance with the date on invoice or receipt used by seller, and if you buy it on line, you can show the screenshot of trade.

3.If an inappropriate usage causes the unit damaged, the warranty will be void. As below.

- All damages by inappropriate use, including using it under non-normal working environment or without following the instructions.
- Dismantling, refitting, repairing by user in private.
- Causing damage by using some fittings instead of the designative or accredited ones.
- Cannot provide credible proof of purchase.

4.Sending it back to our company for repairing.

5.Contact your S.M.S.L Audio reseller for a return or replacement.

Features

- German Infineon's new digital high-power amplifier chip has higher quality, high efficiency, and low energy consumption;
- The use of Japan's JRC electronic volume control chip NJW1194, accurate volume control and ultra-low distortion;
- Support MQA decoding, support MQA-CD ;
- The new third generation XMOS XU-316, PCM support to 32bit/768kHz, DSD support to DSD512;
- Bluetooth 5.0 reception, longer transmission distance, better sound quality!
- All aluminum alloy CNC precision processing shell, anodizing technology and chamfering process, exquisite workmanship and delicate touch;
- Humanized operating system is simple to understand, equipped with full-featured remote control function;
- A large number of audiophile audio components to enhance the subjective sense of listening;
- High-quality gold-plated input. Output terminals;
- Perfect overheating, overcurrent protection circuit;
- Built in high-quality high-power audio special switching power supply.

Specifications

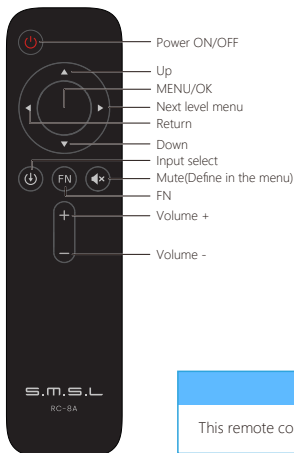
Input	RCA , BT , USB , Coaxial , Optical		
THD+N	0.003%		
SNR	107dB		
Channel separation	98dB		
Input Sensitivity / Input Impedance.....	280mV/22kΩ		
Output Power			
stereo.....	165Wx2(4Ω) / 85Wx2(8Ω)		
USB transmission.....	Asynchronization		
USB compatibility.....	Windows 7 / 8 / 8.1 / 10 / 11, Mac OSX, Linux		
MQA decoder.....	USB		
MQA decoder.....	Coaxial , Optical		
Bit depth.....	USB		1bit, 16~32bit
	Coaxial , Optical		1bit, 16~24bit
Sampling rate	USB	PCM	44.1~384kHz
	DSD		2.8224~5.6448MHz
	Coaxial , Optical	PCM	44.1~192kHz
		DSD	DSD64(DoP)
Power consumption.....	40W(normal volume)		
Size.....	210.5X41X198mm(WxHxD)		
Weight.....	1.78kg / 3.92Lbs		

SMSL reserves the right to make improvements which may result in specification or feature changes without notice.

Remote control

- Install 2 x AAA batteries as instructions.
- When using the remote control, point it toward the remote control signal receiver on the main unit from a distance of 5 m (16 ft) or less. Do not place obstructions between the main unit and the remote control.
- The remote control might not work if the remote control signal receiver on the unit is exposed to direct sunlight or bright light. If this occurs, try moving the unit. Beware that use of this remote control could cause the unintentional operation of other devices that can be controlled by infra.

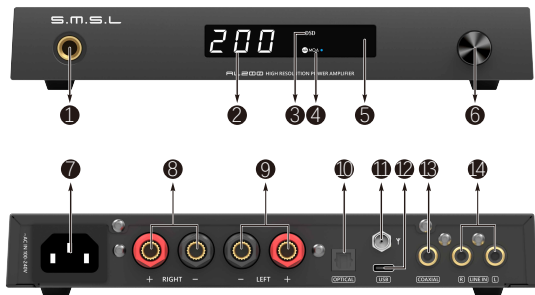
Operating the remote control



Note

This remote controller use 2 x R03/AAA batteries.

Display Interface and Instructions



- | | | |
|---------------------------|------------------------|-----------------------|
| 1 6.35mm headphone output | 2 Display | 3 DSD indicator light |
| 4 MQA indicator light | 5 Remote window | 6 Knob |
| 7 Power input | 8 Right channel output | 9 Left channel output |
| 10 Optical input | 11 Bluetooth antenna | 12 USB input |
| 13 Coaxial input | 14 LINE IN | |

Operating Instructions

Menu introduction

- When turned on, it will display **200** meaning AL200.

- When switching the input it will display

OPT

OPTICAL

COA

COAXIAL

bt

Bluetooth Input

USB

Computer Input

L IN

LINE Input

- When switching the output it will display

HP

Headphone output

SP

Line Output

- 8 EQ menus

- **E0** Direct

- **E1** Tone

- **E2** SDB

- **E3** Bass

- **E4** Super Bass

- **E5** Rock

- **E6** Soft

- **E7** Clear

- In the treble adjustment will be displayed **E-9** ← **E 0** → **E 9**

- In the Bass adjustment will be displayed **B-9** ← **B 0** → **B 9**

- 3 brightness adjustment **BL1**, **BL2**, **BL3**

- Volume display **00**, **01** ... **60**

*Volume blinks when mute

Operating Instructions

■ Enter the menu method

- Short press the MENU button to enter different options, rotate the knob to select, and then long-press MENU to exit;
- Use the remote control to enter the menu and make a selection.

■ LINE IN Instructions for Use

- The analog signal RCA input is selected to LINE IN , the AL200 selects the corresponding input to play music.

■ USB Instructions for Use

- Use the matching USB cable to connect to the computer, select the USB mode for AL200, and select USB AUDIO as the output in the sound option of the computer. It is recommended to set the computer volume to the maximum.

■ BT Instructions for Use

- Enter the selection to bt, turn on the Bluetooth of the mobile phone, search for the name SMSL AL200, click connect, the mobile phone plays music, it is recommended to adjust the volume of the mobile phone to the maximum.

■ Turn off the screen display

- In the startup state, press the remote control "FN" key, turn off the screen display, and press the short press "FN" key to restore the screen display.

About MQA

MQA (Master Quality Authenticated) is an award-winning British technology that delivers the sound of the original master recording. The master MQA file is fully authenticated and is small enough to stream or download. The AL200 includes MQA technology, which enables you to playback MQA audio files and streams, delivering the sound of the original master recording.

Visit How it works <https://www.mqa.co.uk/how-it-works> for more information.

How to play MQA

- AL200 supports MQA decoding with USB, optical fiber, coaxial and AES/EBU!
- AL200's MQA playback does not require the use of special playback software, such as foobar2000, Audirvanaplus only needs to support ASIO or WASAPI audio output, and when playing MQA audio, it is best to adjust the volume of the computer to the maximum,so that the audio output of the computer is in the best condition.
- When playing an MQA file, the sampling rate of the original master recording is displayed.



MQA and the Sound Wave Device are registered trade marks of MQA Limited.© 2016

Notes on playing MQA-CD

- Please make sure that what is being played is a genuine MQA-CD.
- Verify that the optical or coaxial signal output of the CD player is an unprocessed source code.