


**[ Kee-Ko ]** If you say it right it makes you *smile*



## TOILET TOPPER

KEEP THESE INSTRUCTIONS FOR FUTURE USE

*Owner's Manual*

IS0238E\_01 ChiccoUSA.com

## ⚠️ WARNINGS

**READ ALL INSTRUCTIONS BEFORE USE** - Failure to follow these warnings and instructions could result in injury or death to your child. Keep these instructions for future use.

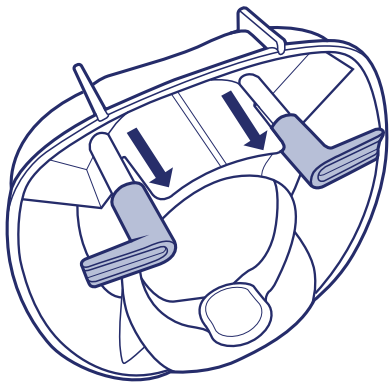
- Maximum weight for toilet topper is 60 lbs (27.2 kg).
- **NEVER** leave child unattended.
- **THIS IS NOT A TOY. DO NOT** use toilet topper for anything other than the intended use.
- **NEVER** allow child to place toilet topper on or over their head.
- **ALWAYS** make sure toilet topper fits securely on adult toilet before use.

### FALL HAZARD:

- Adult supervision is required when using the toilet topper on an adult toilet.
- **DO NOT** use toilet topper on cushioned toilet seats; toilet topper may not secure properly.

## TOILET TOPPER

**Important:** Always help your child on and off the Toilet Topper seat until they can do so safely without help.



**1.** Fully extend the Soft-Flex Grips.

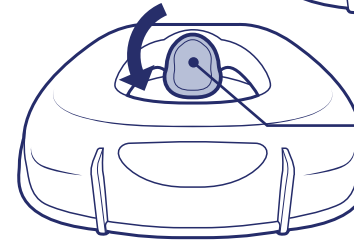
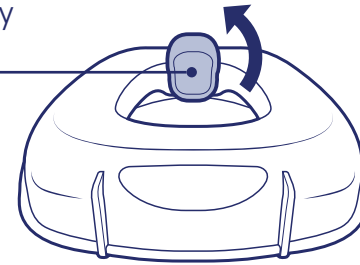


**2.** Place the Toilet Topper on the adult toilet seat and lift up on the lid. Rotate the Soft-Flex Grips (if needed) and push them snug against the seat bottom.

## TOILET TOPPER (cont.)

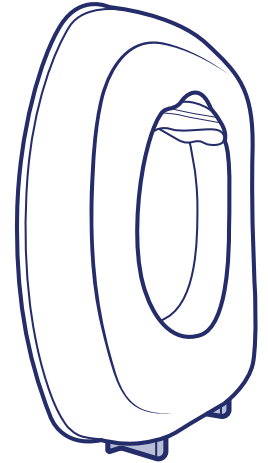
Soft-Flex Spray Shield

**UP** for Boys



Soft-Flex Spray Shield

**DOWN** for Girls



**3.** The Soft-Flex Spray Shield can be rotated **UP** for boys and **DOWN** for girls. Rotate the Spray Shield sideways for easy removal and cleaning.

**4.** The topper stands upright for easy storage.

## CLEANING

Wash with a neutral detergent after use. Don't use abrasive products or particularly aggressive detergents. Keep away from direct sources of heat.

If product is broken or damaged stop use and contact Chicco Customer Service at 1-877-424-4226.