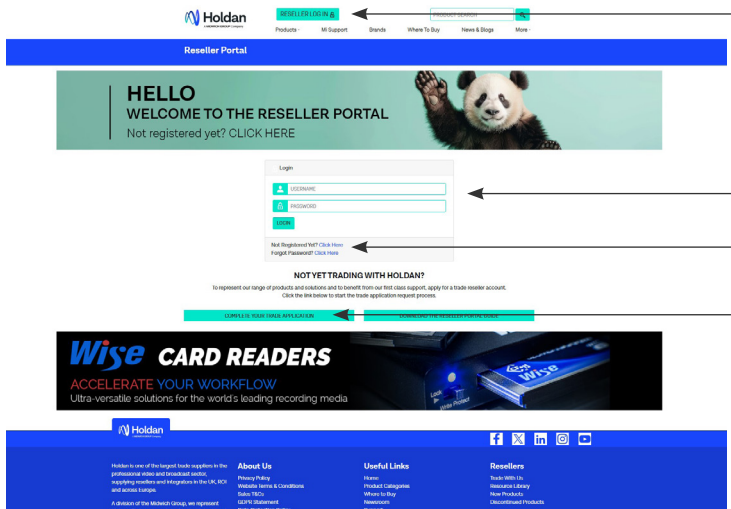


Reseller Portal Guide

This short document has been created to assist you in navigating your online account with us. It covers how to create a reseller portal account and gives a brief overview of what online features are available to you.

Creating a Reseller Portal Account




Click on the Reseller Log In button.

Enter your username and password.

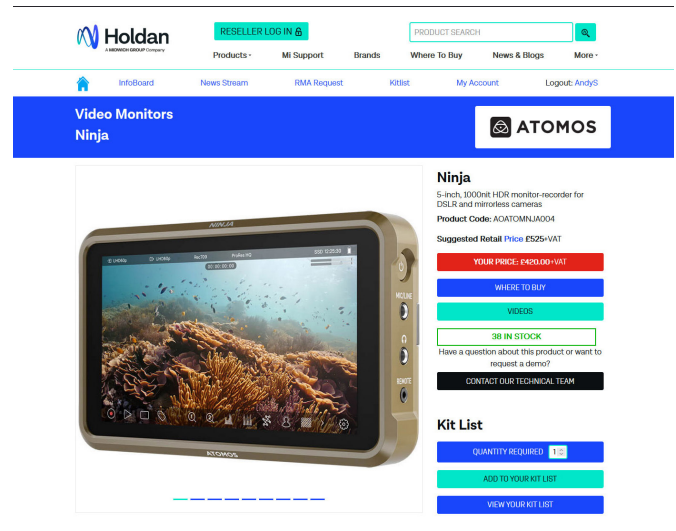
If you haven't registered yet, you can do this by clicking the "Not Registered" link. You can also reset your password here if you need to.

If you aren't currently trading with us, you can apply here by completing a Trade Request Form.

Account Features



Once you have created your account and logged in, there are a range of account services available to you. Simply click on the appropriate tile.



When you view a product page (whilst logged in), you will be able to see your price and the availability of the product.

If you require further help with your account, please contact your Account Manager. They will be happy to help!