









# WM3T84SSA

EAN Code	8017709340964
Product Family	Washing Machine
Commercial width	60 cm
Commercial depth	Standard
Installation	Free-standing
Load type	Frontal






## Programs

Controls	Electronic
Programmes graphics	Written in EN
No. of programmes	15
Programmes	

 Rapid 15'	 Allergy Safe
 Jeans/Darks	 Hand Wash
 Rinse	 Cotton
 Cotton Prewash	 Eco 40-60

### Colors

 Spin and Drain
 Cotton 20°
 Wool

### Outdoor





### Duvet

### Daily Fast 60'

### Washing Temperature

Cool	20°C	30°C
40°C	60°C	90°C

### Special programmes

Outdoor	 Rapid 15'	 Wool
 Handwash	 Allergy Safe	

## Display

Residual time indicator      delay start

## Display type



## Buttons/Options

Stain Level

Stain Type

Options

Save+ / Express



Delay timer

Spin Speed

Temperature

## Technical Features



**Effective consumption**      20% less energy consumption than energy rating A+++

**Type of motor**      Brushless/Inverter

**Electronic control functioning**      Yes

**Programme selection knob**      Yes

**Spin speed selection on display/LED**      No spin/ 400/ 800/ 1000/ 1200/ 1400

**Display/led for temperature regulation**      Yes

**Polypropylene tank**      Yes

**Basket**      Stainless steel

**Drum capacity**      55 l

**Door diameter**      51 cm

**Door opening**      160°

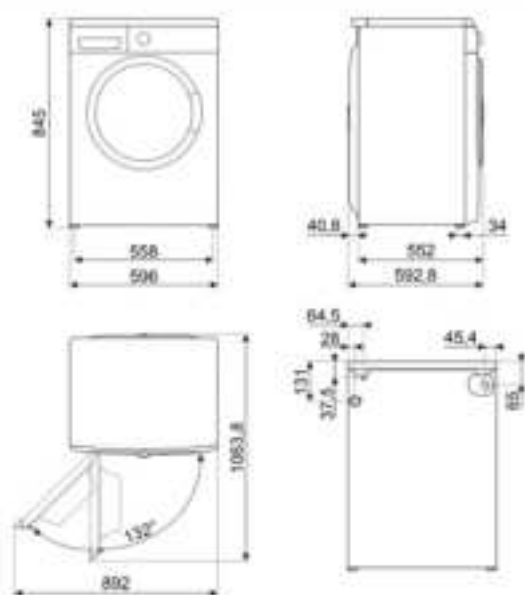
**Automatic variable load**      Yes

**Antifoam system**      Yes

**Load balancing system**      Automatic

**Easy to access filter**      Yes

**Child lock (functions block)**      Control block



---

## Not included accessories



















---

### KITPLV2

Kit extension for dishwasher and washing machine: lenght mt. 2



## Symbols glossary

	Variable load: In all models of washing machines is present the system of variable load, according to which the machine automatically diversifies the wash cycle and the time of operation depending on the quantity and type of laundry introduced, allowing a significant saving of water and energy power, up to 30% compared to the versions with fixed load.		Automatic Load Balancing: provides an ideal distribution of laundry in the drum. In case if the imbalance is detected, the rotation speed starts being controlled in such way to evenly redistribute laundry in the drum, and thus reduce vibration.
	Child lock: some models are fitted with a device to lock the programme/cycle so it cannot be accidentally changed.		A+++: Appliances with this symbol can reduce energy consumption by a further 30% from the standard A energy rating.
	Delay timer: can be set to run the programme at a convenient time or to take advantage of off-peak energy periods.		LED display: to show programmes, functions and options selected and the time to the end of the cycle.
	This option advises when the periodic cleaning of the filters is needed, in order to avoid forgetfulness and thus guarantee the perfect functioning of the dryer over time. The convenient position of the filters makes maintenance fast and extremely simple.		Smeg's evolution towards more intelligent and eco-friendly models has led to the choice of Inverter technology, which significantly reduces consumption.
	Antiallergic: Antiallergic program with particular attention to the total removal of residual detergent.		For lightly soiled fabrics in cotton and linen
	Cotton: For soiled fabrics in cotton		Use to wash your normally soiled, durable cotton and linen laundry. Although it washes longer than all other programmes, it provides high energy and water savings. Actual water temperature may be different from the stated wash temperature. When you load the machine with less laundry (e.g. ½ capacity or less), programme time may automatically get shorter. In this case, energy and water consumption will decrease more, providing a more economic wash. This programme is available in the models with the remaining time indicator.
	Prewash cotton		To drain the water in the machine.
	Hand wash: this specific programme for delicate fabrics uses slower rotations of the drum to ensure the utmost care for clothing.		Jeans / Dark garments: Special cycle designed to meet the washing needs of jeans or dark garments. The program allows you to wash the garments respecting colors and minimizing creases thanks to minimal mechanical action and low temperatures.
	Super fast 15 min: a programme designed to wash small amounts of laundry fast, ideal for washing lightly soiled garments.		Extra rinse: The Extra rinse option: can be added to the selected programme when more thorough cleansing of special fabrics is needed.



Wool: this programme for wool or delicate fabrics uses slower rotations of the drum to ensure the utmost care for clothing.



Drum has maximum capacity of 8kg of dry laundry.