


Quick Guide – Configure Huawei Router using HiLink Mobile App

1. Download **Huawei HiLink** App from Google Play Store or Apple AppStore.



2. Connect Power Adatper

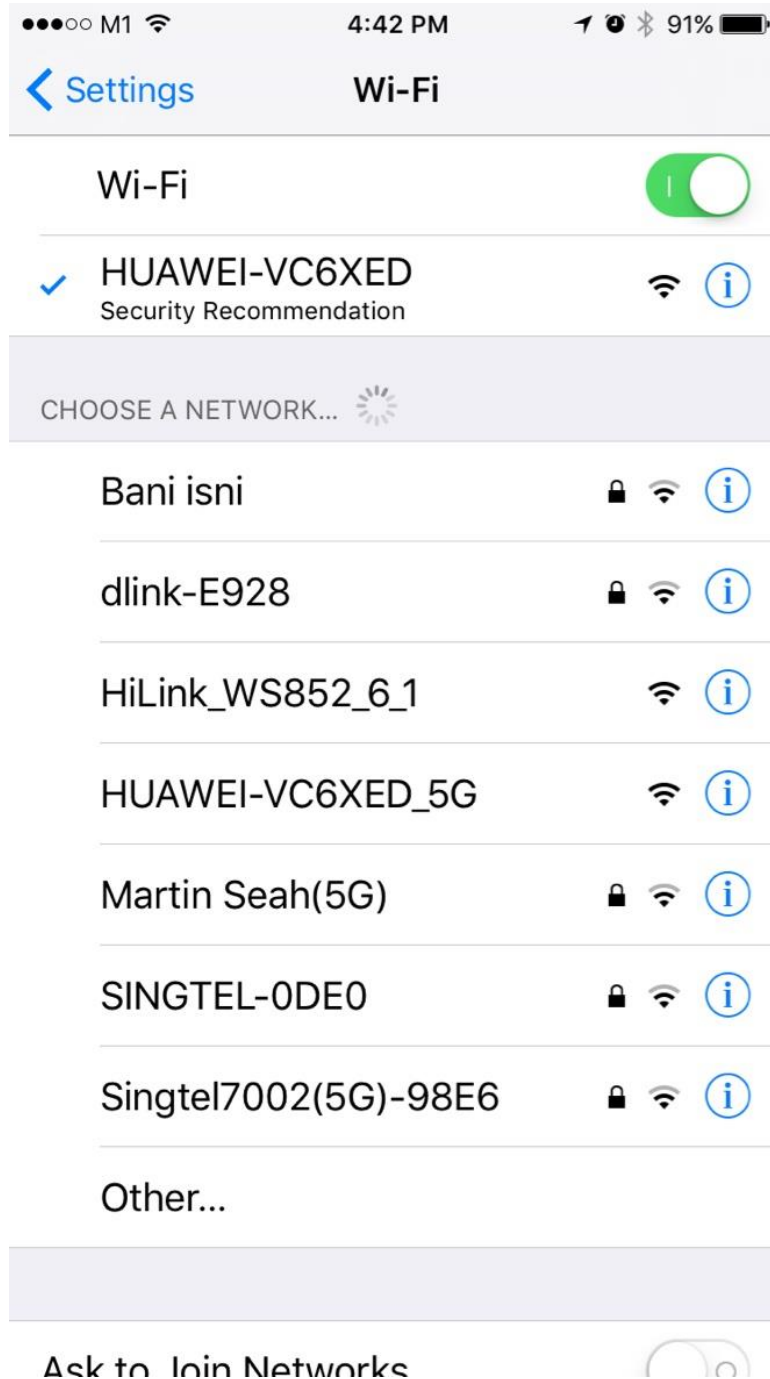
3. Connect network cable from your ONT to the WAN port of your Huawei Router



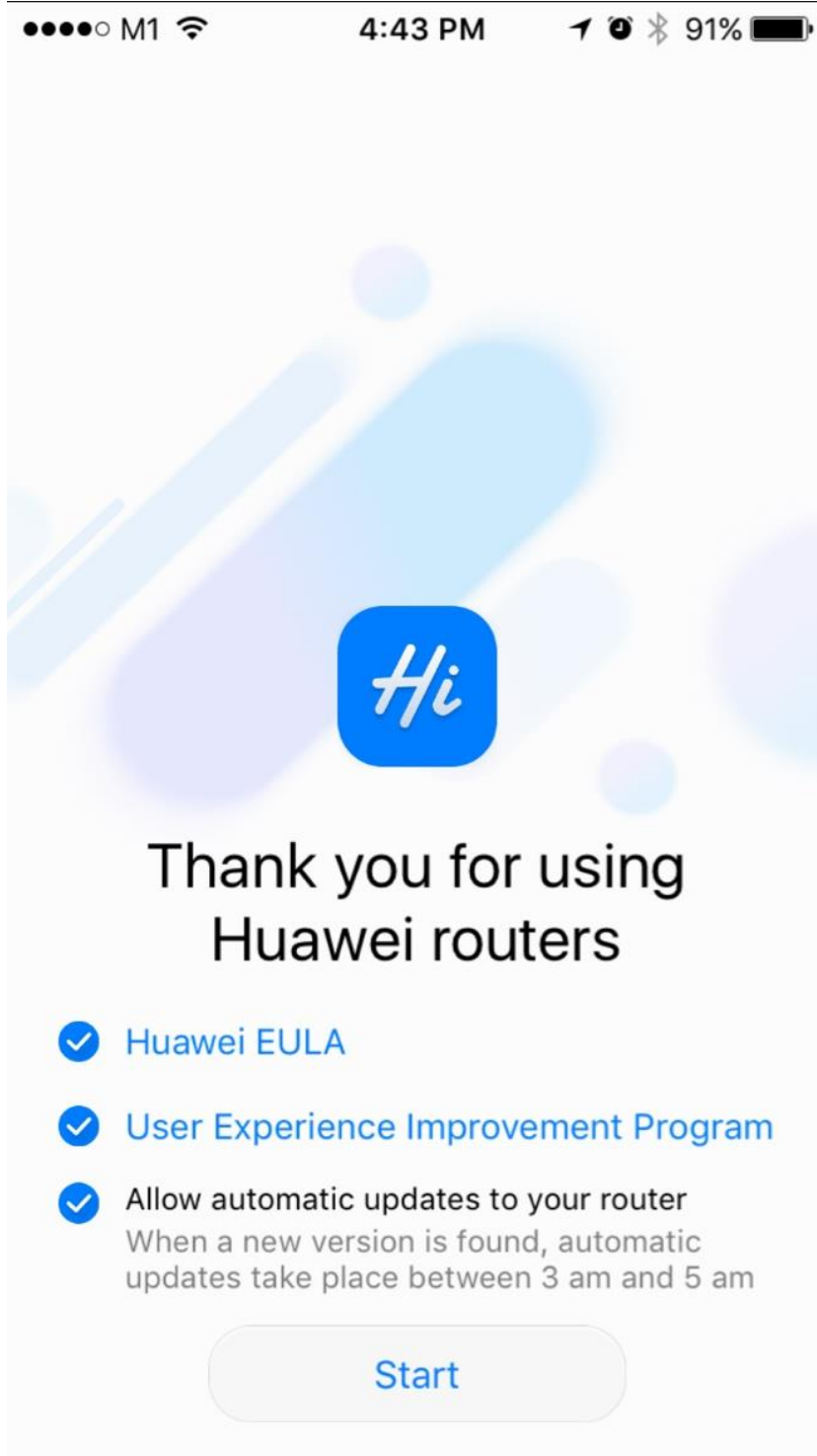
4. Now on your mobile phone, connect to the wireless network name start with “HUAWEI-”, e.g. HUAWEI-VC6XED, you can find the WiFi Name at the bottom of your router.



5. Wait for the WiFi connection to complete, you will see a blue color tick.

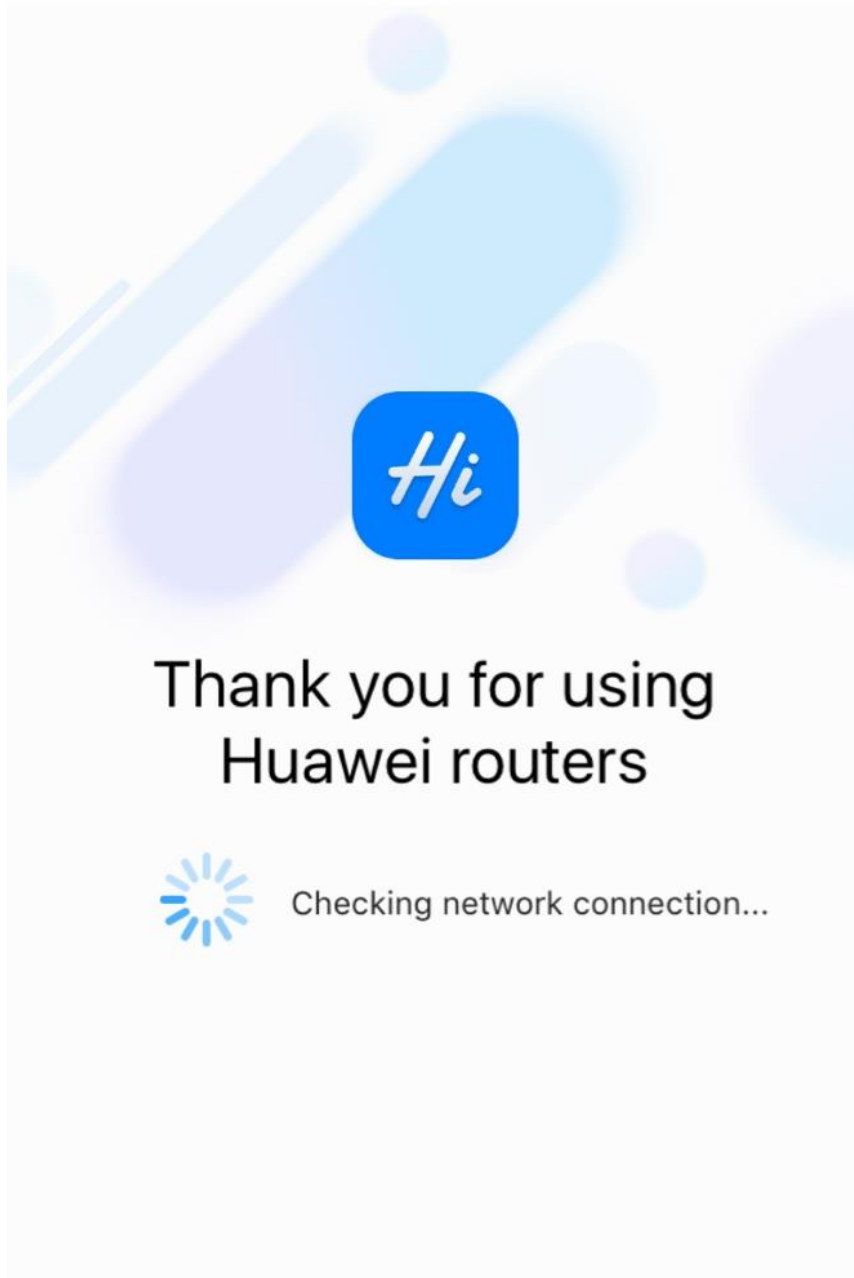


6. Now launch the Huawei HiLink mobile App.



7. Click on “**Start**” button and it will automatically detect your internet connection.

●●●○○ M1   4:43 PM    91% 



8. Next, enter your desired WiFi Name and WiFi password, e.g. My-A1

●●●○○ M1 4:51 PM 91%

Step 2: Wi-Fi settings


After the Wi-Fi name or password is changed,
reconnect to the Wi-Fi network

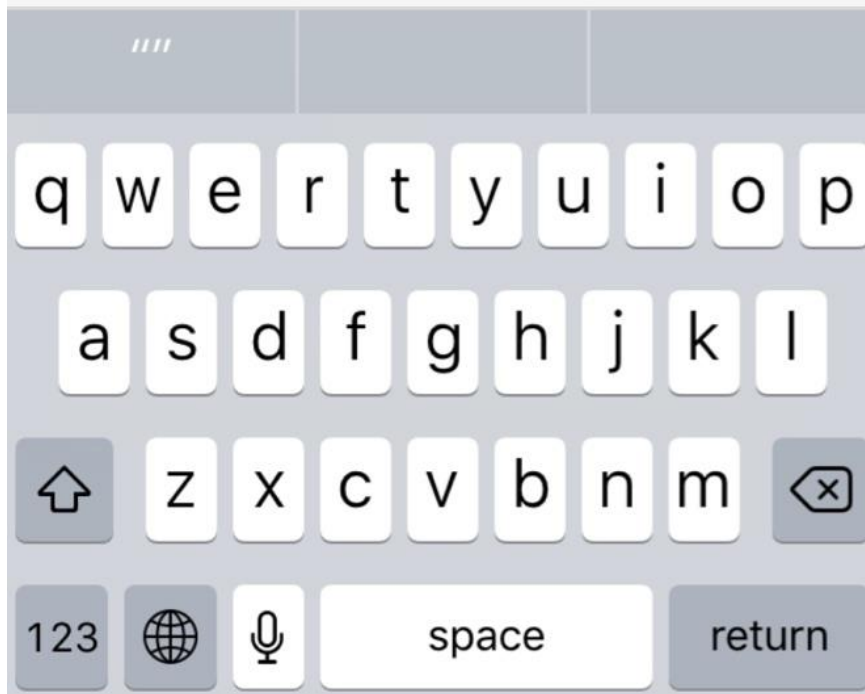
Wi-Fi name

HUAWEI-VC6XED

5 GHz Wi-Fi name: HUAWEI-VC6XED_5G

Password

Wi-Fi passwords can contain 8... 



9. Setup your admin password; this is used to manage settings of the router through Web. Check **"Use Wi-Fi password as Router password"** if you want to use the same password.

●●●○ M1  4:52 PM    91% 

Step 2: Wi-Fi settings

After the Wi-Fi name or password is changed,
reconnect to the Wi-Fi network

Wi-Fi name

5 GHz Wi-Fi name: My-A1_5G

Password

Excellent



Login password

Login password



Use Wi-Fi password as router password

Next

10. Click on **“Next”** to save the settings.



11. It will take a few seconds to save the settings and the router will reboot after that.

●●●○ M1   4:52 PM    91% 

Step 2: Wi-Fi settings

After the Wi-Fi name or password is changed, reconnect to the Wi-Fi network

Wi-Fi name

My-A1

5 GHz Wi-Fi name: My-A1_5G

Password Excellent

●●●●●●●●●●●●●●●●  

Saving your settings...

Login password

Login password

●●●●●●●●●●●●●●●● 

☒ Use Wi-Fi password as router password

Next

12. Congratulations! You are done with the configuration.

●●●○○ M1 4G ✨ 4:52 PM ↗ 🔔 90% 🔋



Configuration complete.

Please reconnect to the Wi-Fi network My-A1

OK

13. Now you can connect to the new Wi-Fi using the password you specified earlier.



14. Enter the password to connect to new Wi-Fi name "My-A1"

●●●○ M1 4G 4:53 PM 90%

Enter the password for "My-A1"

Cancel Enter Password Join

Password ●●●●●●●●●●4

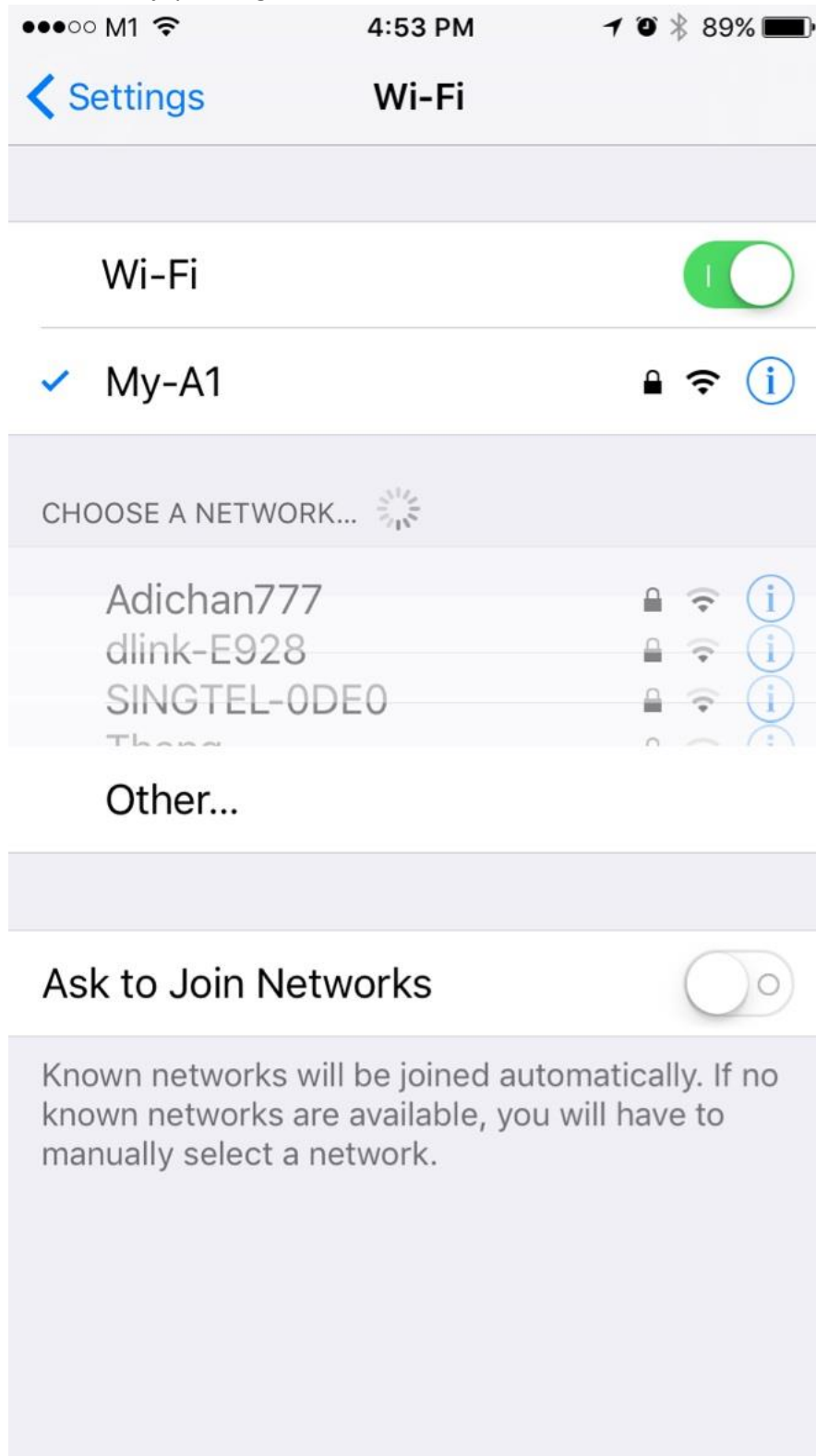
1 2 3 4 5 6 7 8 9 0

- / : ; () \$ & @ "

#+= . , ? ! ' ⌫

ABC space Join

15. That is all. Enjoy surfing!



16. In Huawei HiLink mobile App, there are a few tools available to manage and monitor your home network. Please feel free to explore them.

