

# **VEVOR<sup>®</sup>**

**TOUGH TOOLS, HALF PRICE**

Technical Support and E-Warranty Certificate <https://www.vevor.com/support>

## **DS (DOUBLE SPEED) SERIES AIR-BLOWER USER MANUAL**

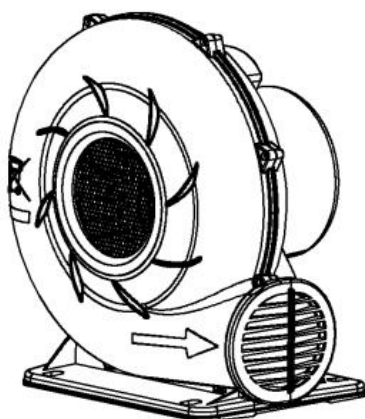
**MODEL: DS-1.25HP**

We continue to be committed to provide you tools with competitive price.

"Save Half", "Half Price" or any other similar expressions used by us only represents an estimate of savings you might benefit from buying certain tools with us compared to the major top brands and does not necessarily mean to cover all categories of tools offered by us. You are kindly reminded to verify carefully when you are placing an order with us if you are actually saving half in comparison with the top major brands.



**DS-1.25HP**



### **NEED HELP? CONTACT US!**





Have product questions? Need technical support? Please feel free to contact us:

 **CustomerService@vevor.com**

This is the original instruction, please read all manual instructions carefully before operating. VEVOR reserves a clear interpretation of our user manual. The appearance of the product shall be subject to the product you received. Please forgive us that we won't inform you again if there are any technology or software updates on our product.

## IMPORTANT SAFEGUARDS

**When using electrical appliances, basic safety precautions should always be followed:**

	Warning - To reduce the risk of injury, user must read instructions manual carefully.
	This symbol, placed before a safety comment, indicates a kind of precaution, warning, or danger. Ignoring this warning may lead to an accident. To reduce the risk of injury, fire, or electrocution, please always follow the recommendation shown below.
	Alternating current
	<b>Correct Disposal of this product:</b> This marking indicates that this product should not be disposed with other household wastes throughout the EU. To prevent possible harm to the environment or human health from uncontrolled waste disposal, recycle it responsibly to promote the sustainable reuse of material resources. To return your used device, please use the return and collection systems or contact the retailer where the product was purchased. They can take this product for environmental safe recycling.

### Use Only on GFCI Protected Receptacles

**WARNING:** To reduce the risk of fire or electric shock ,do not use this fan with any solid-state speed control device. Prevent sharp and hard objects from dropping into and prevent liquid from flowing into the air-blower, Do not wash the air-blower with liquid, you must first unplug it from power source and then wipe it with wet cloth when you clear it, Do not draw and pull motor leads, and do not bump the air-blower, you'd better use the air-blower between negative five and fifty centigrade, If you let the air-blower be baked in the high temperature, motor leads, enameled cables and heating bodies will aging and shorten its life.

**Keep Children Away:** Do not allow children to play with or around the unit, in any way, which could result in injury.

**DANGER:** Improper installation of the grounding plug can result in a risk of electric shock. If repair or replacement of the cord or plug is necessary, do not connect the grounding wire to either flat blade terminal.

**CAUTION:** Use only in a 10A power circuit or more. Use only a separate circuit. Do not operate this item in the same circuit as other electrical equipment. It must have its own circuit. Do not modify the plug provided. If it does not fit the outlet, have the proper outlet installed by a qualified electrician. The appliance must be positioned so that the plug is accessible. If the supply cord is damaged, it must be replaced by the manufacturer, its service agent, or a similarly qualified person to avoid a hazard.

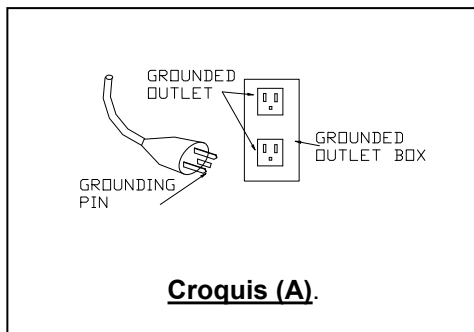
**Protect Power Cord from Damage:** Never operate a unit with a damaged power cord, as this may lead to electrical or fire hazards. If the power supply cord is damaged, it must be replaced by a cord of the same type and amperage rating.

**TECHNICAL PARAMETER**

MODEL	DS-1.25HP
AMPS	7.8A
VOLT. & FREQ.	115V~/60HZ

## OPERATION

Place the air-blower on a steady net surface where children can be kept away. This product is for use on a nominal 115-volt circuit and has a grounding plug that looks like the plug illustrated in sketch (A). Use



only with inflatable products. Do not use Sketch (A) in other cases. Make sure that the product is connected to an outlet having the same configuration as the plug.

**Keep Unit Grounded:** This product should be grounded. In the event of an electrical short circuit, grounding reduces the risk of electric shock by providing an escape wire for the electric current. This product is equipped with a cord having a grounding wire with an appropriate grounding plug. The plug must be plugged into an outlet that is properly installed and grounded in accordance with all local codes and ordinances.

**Conveyance:** During conveying the air-blower, you don't collide and shake seriously; Please prevent sour, alkali, oil and water from entering the air-blower, the air-blower need damp proof.

**Storage:** Please place it in a dry and ventilated position where it is not sour, alkali, or corrosive gases. After using it outdoors, you should put it in a dry and ventilated room in time. Do not let water into the air-blower.

## MAINTENANCE

**DANGER!** Unplug or disconnect the appliance from the power supply before servicing. When the air-blower have run about half of one year, it need to be maintained, and you should get rid of dust、dirt and the other things on the inlet、

impeller and in the volute, the source of electrical supply must be disconnected prior to the beginning of any such servicing or cleaning operation.

**Clear Motor:** Please replace lubricating oil on the bearing regularly. If the bearing has worn down, you may replace it.

## TROUBLESHOOTING

PROBLEM	CAUSE
Motor won't run	1.Switch is not turned on. 2.The circuit is opened or it is poor contacted. 3.Electric capacity is damaged. 4.Choked up by hard objects.
Motor runs but wheel makes a scraping noise	1.The screws tightened on the vaned wheel is loose. 2.There is foreign objects in the air-blower.
Motor is unable to run normally	1.The voltage is unstable. 2.Motor is affected with damp. 3.Electric capacity is failure. 4.The impeller is loose.

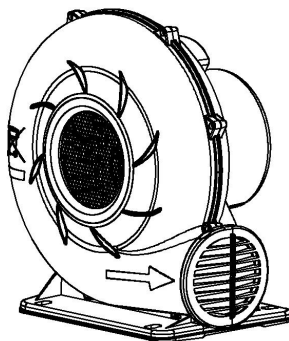
**Printed in China**

**SWITCH:**

LOW END— |

OFF—O

HIGH END— | |



**Manufacturer:** FOSHAN SHUNDE HUAWEI AIR-BLOWER MFG CO., LTD.

**Address:** No.1 Jusheng Road, Hongxing,Ronggui Shunde, Foshan, Guangdong, China

**MADE IN CHINA**

# **VEVOR<sup>®</sup>**

**TOUGH TOOLS, HALF PRICE**

**TechnicalSupport and E-Warranty Certificate**

**<https://www.vevor.com/support>**