



FOAM-FORK

Foamcore Fork

INSTRUCTIONS

Introduction

Thank you for choosing Impact.

Impact's FOAM-FORK attaches to any foamcore board a 3/8-inch thick or larger. It's ideal for employing foamcore as a bounce board or flag in the studio or on location. This photo and video accessory features a knurled baby pin for secure and nonslip attachment. And for easy positioning, it's compatible with grip accessories with a 5/8-inch receiver like a grip head or super clamp.

Precautions

- Please read and follow these instructions, and keep this manual in a safe place.
- The tines are sharp. Handle the unit with care.
- Keep this product away from children.
- All images are for illustrative purposes only.

Specifications


Number of Tines	4
Tine length	5.7 in. (14.5 cm)
Material	Steel
Mount	5/8 in. baby pin (16 mm)
Dimensions	Width: 9.7 in. (24.6 cm) Height: 11.7 in. (29.7 cm)
Weight	1.4 lb. (636 g)

Setup

Attaching a Foamcore Board

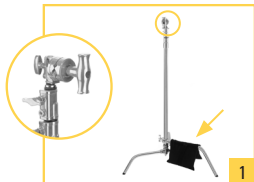
Foamcore boards that are a minimum of 3/8-inch thick are recommended.

Center the tines and press them into the foam core.



Mounting the Foam Fork

1. Attach a grip head to the C-stand's baby pin, and place a sandbag over the C-stand's big leg to prevent tipping.
2. Slide a grip arm through the grip head.




Make sure to use the correct orientation: position the grip head end of the grip-arm to the right when the grip head's large locking knob faces you.

3. Insert the FOAM-FORK's baby pin into the grip arm's 5/8-inch hole. Adjust the foamcore to the desired position, and tighten the locking knob clockwise until secure.



Note: Make sure the C-stand's big leg is in line with the grip arm.



One-Year Limited Warranty

This Impact product is warranted to the original purchaser to be free from defects in materials and workmanship under normal consumer use for a period of one (1) year from the original purchase date or thirty (30) days after replacement, whichever occurs later. The warranty provider's responsibility with respect to this limited warranty shall be limited solely to repair or replacement, at the provider's discretion, of any product that fails during normal use of this product in its intended manner and in its intended environment. Inoperability of the product or part(s) shall be determined by the warranty provider. If the product has been discontinued, the warranty provider reserves the right to replace it with a model of equivalent quality and function.

This warranty does not cover damage or defect caused by misuse, neglect, accident, alteration, abuse, improper installation or maintenance. EXCEPT AS PROVIDED HEREIN, THE WARRANTY PROVIDER MAKES NEITHER ANY EXPRESS WARRANTIES NOR ANY IMPLIED WARRANTIES, INCLUDING BUT NOT LIMITED TO ANY IMPLIED WARRANTY OF MERCHANTABILITY OR FITNESS FOR A PARTICULAR PURPOSE. This warranty provides you with specific legal rights, and you may also have additional rights that vary from state to state.

To obtain warranty coverage, contact the Impact Customer Service Department to obtain a return merchandise authorization ("RMA") number, and return the defective product to Impact along with the RMA number and proof of purchase. Shipment of the defective product is at the purchaser's own risk and expense.

For more information or to arrange service, visit www.impactstudiolighting.com or call Customer Service at 212-594-2353.

Product warranty provided by the Gradus Group.

www.gradusgroup.com

Impact is a registered trademark of the Gradus Group.
© 2024 Gradus Group LLC. All Rights Reserved.

