


# COZY

## WARM+COOL SMART PET HOUSE

### INSTRUCTION MANUAL

PLEASE READ MANUAL PRIOR TO USAGE. PLEASE KEEP IT PROPERLY.


### PARTS



LED LIGHTS RING  
• Orange - Heating  
• Green - Cooling

ON/OFF KEY  
• Short press to start  
• Long press for 2 seconds to shutdown

Wi-Fi LIGHT INDICATOR



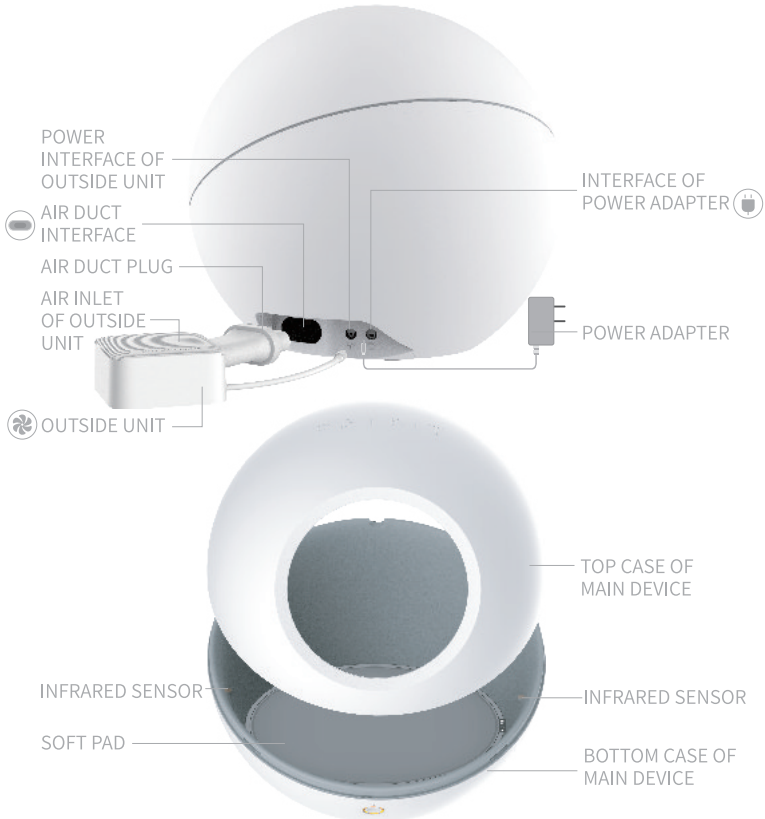
PADS OF MAIN DEVICE

THERMOVENT

AIR DUCT

PADS OF OUTSIDE UNIT

### PARTS



POWER INTERFACE OF OUTSIDE UNIT

AIR DUCT INTERFACE

AIR DUCT PLUG

AIR INLET OF OUTSIDE UNIT

OUTSIDE UNIT

INTERFACE OF POWER ADAPTER

POWER ADAPTER

TOP CASE OF MAIN DEVICE

INFRARED SENSOR

SOFT PAD

BOTTOM CASE OF MAIN DEVICE


### HOW TO USE

#### 1. CONNECT OUTSIDE UNIT

1.Take out the main device and outside unit, place the main device on a level surface.


2.Plug the air duct into the duct interface.

3.Plug the outside unit power line into its interface.



#### 2. CONNECT ADAPTOR

1.Take out the power adaptor then plug into the main device power input.




#### 3. TEMPERATURE ADJUSTMENT

1.Download the PETKIT App available on Google Play or the App Store.

2.Once downloaded, add your device by selecting the “+” on the home page.

3.Follow the instructions provided to bind the device then adjust the temperature after successfully binding.



Scan for more information

### DEVICE SPECIFICATIONS

Name	WARM+COOL SMART PET HOUSE
Model	P810
Parts Size ( mm )	Main device:430 x 423 x 390 Outside unit:110 x 110 x 54
Total size ( mm )	496 x 423 x 390
Recommended pet type	Small / Medium sized pets
Total weight	6 kg
Wireless	Wi-Fi Enabled
Nominal Voltage	6VDC
Rated Power	17.4W/2900mA

### COMMON DIAGNOSTIC ERRORS

Wi-Fi indicator light flashes	COZY is offline. Please check your wireless network. If the network is stable, please open the PETKIT App and select the top right corner button to reset the COZY.
Orange & green alternate breath of LED lights ring	Hardware error. Please check the problem in the PETKIT App.

NOTE: To manage any other issue or perform daily maintenanc, please check the electronic directions


### NOTES

Failure to comply with the below warnings may lead to equipment malfunction and/or safety concerns. Please read before setup.

- DO NOT serve for pets under three months of age. Pets under eight months of age MUST NOT use this product without owner’ s supervision.
- DO NOT use the product as the only warm source for pets under 12 months.
- DO NOT allow pets to bite the wire as it may cause an electric shock or death.
- Keep out of reach of children, except when under an adult’ s supervision.
- The base of this device must always be setup on a level surface area.
- DO NOT place anything on the top case of main device.
- DO NOT cover air inlet, thermovent and infrared sensors to ensure the COZY keep working during using.
- Please connect the manufacturers or maintenance person to service if the product failure to avoid hurt by accident.
- DO NOT flood or sock the product in water.

### ELECTRONIC DIRECTIONS

Please scan and download the electronic directions to learn more information.  
<http://tinyurl.com/yctku5ov>



We will improve our product regularly to offer you the better product.  
May has difference between the real product and package photo.

01V1.0