

Kids Tablet

User Guide



iWawa Home Parental Control System

Q&A

Q: How to exit the iwawa App ? How to change the Parental Control Password ?

A: The default original password of the device is "0000" —— open the "iwawa" app interface, click the exit icon in the lower left corner——enter password —— exit.

If you want to change the password, please click on the lower right corner of the "iwawa" app to enter the parental control —— enter the initial password "0000" ——slide down the menu—— select "Security" - select " Change parental password"—— enter new password—— finish

Q: What should I do if I forget the iwawa password?

A: Our initial default password is: "0000", if you forget the password you set yourself, please don't worry, please try to enter our **Super Password: "257518"**, after entering and confirming, the system will reset the iwawa password, Enter the iwawa app again and enter the new password. If it still can't be solved, Please contact us via the email address below, we will reply you within 24 hours.

Q: Unable to turn on the tablet after not using it for a long time?

A: Please note that even if you don't use the tablet often, keep charging and discharging at least 2-3 times a week, If the battery is out of power for a long time, it will enter a dormant state, and you can try to charge and activate the battery to turn it on. if it still cannot be turned on, Please contact us in time, we will help you solve it.

Q: What should I do if the screen is accidentally broken?

A: You can contact us through the following after-sales email, provide us with your product model, and we will reissue you a new screen or send you a new tablet for free.

Q: The tablet is stuck, how to restart ?

A: Please long press the power button for 10 seconds, the device will restart automatically

Q: Why is my tablet's battery life short ?

A: The speed of charging and power consumption for the first time is slightly faster, but please don't worry, this is a normal phenomenon. After about 3-4 times, the battery life will be greatly improved. In addition, timely cleaning of unused apps can also save battery life.

Q: The tablet pops up the system upgrade reminder and settings - the system shows the upgrade, should I upgrade the system?

A: Please be sure to upgrade system, which can greatly improve the performance of the tablet, and can also solve most tablet failures, such as battery and screen faults. If there is no pop-up reminder, we recommend enter the settings to actively upgrade the system (settings--system--advanced system update)

Customer Service E-mail: xunjiaaftersales@163.com

If you have any questions, Please contact us (We will reply within 24 hours)

Security Control

Isolate of content which is not suitable for children and protect the health of children.
Parents can filter the content which need to be isolated.

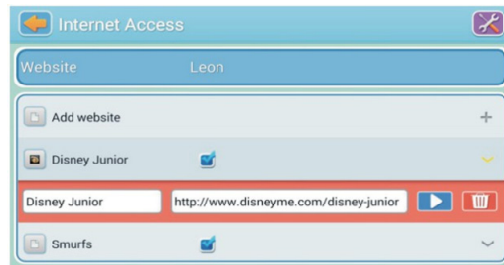
1、Applications Filter

You can select the appropriate applications for the child, and isolate inappropriate content like bloody and violentcontent. Only the selected applications will show up in children's desktop.



2、Network Filtering

When children use the Internet browser, it will automatically block the sites without parental permission.



Content and Management

Provide children with rich applications resources, and provide tools to manage applications, video, music and other content.

1、 Applications Recommendation

Recommend families foreducational games and other applications which are suitable for children. Recommended content is regularly updated and can be downloaded for free.



2、Applications Classification

It can classify the applications into five major categories including games, learning, stories, art and others, which is easy to manage.



3、Multimedia Management

Children can open "Video" application in the children desktop and see all good movies selected by parents; similarly, children can open the "Gallery" and "Music" application and see pictures and listen to songs which are prepared.



Behavioral Restrictions

Limit children's behavior so as not to disturb the parents' desktop, have unexpected consumption and get addicted to the games and other problems.

1、 Child Lock

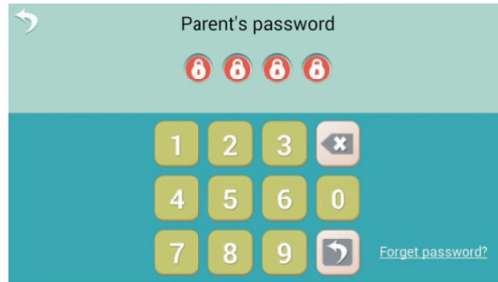
Without permission of parents, children will not be able to exit the child desktop.

Not only ensure that children remain in a safe environment, but also ensure that children do not have access to parents' desktop applications.



2、Consumption Restraint

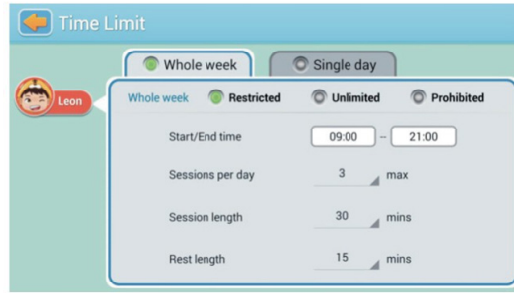
All purchases need parents' confirmation by entering the password. Protect children from clicking wrong buttons which cause consumption problems.



3、Time Limit

Parents can set a timetable of using the tablet time and break time. It will automatically be transferred to break time when exceeding the time, and

temp rarely unusable. It is flexible to protect the health of children.



Time Limit

Whole week | Single day

Whole week | **Restricted** | Unlimited | Prohibited

Start/End time: 09:00 – 21:00

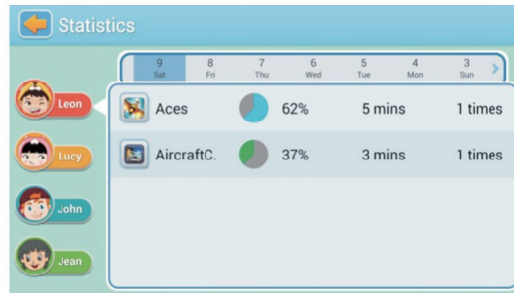
Sessions per day: 3 max

Session length: 30 mins

Rest length: 15 mins

4. Behavior Accounting

The system automatically generates a detailed reports of applications usage which will recorded children's various length and frequency of using applications. In this way, parents can easily understand the children's habits and preferences.



Special Functions

Provide more practical and convenient features for children and parents.

1、Personal Style

Multiple sets of different styles of beautiful themes can let the kids create their own beautiful space them.



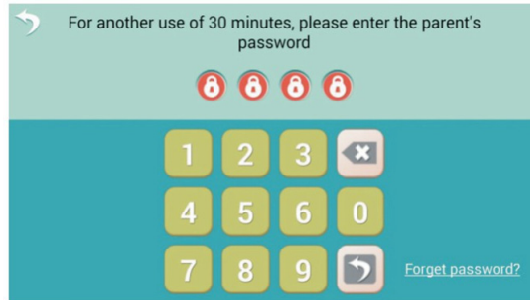
2、Multiple Accounts

A tablet can be shared by more than one child. Each child can have their own separate desktop.



3、Quick Time Delay

Parents can enter a password to delay 30 minutes for children, and deal with some unexpected conditions easily.

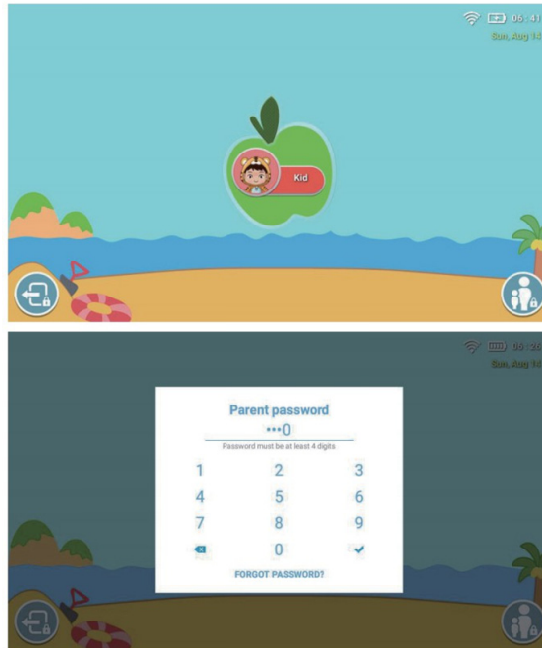


Warm prompt: Change the operation video system language

<https://youtu.be/wXoAFMlyBw8>

How to exit the iwawa App ?

Click the exit button in the bottom left corner ---- enter the password (our default password is "0000", if you have changed the password, please enter your own password)



What should I do if I forget my password?

If you forget the password you set yourself, please don't worry, Please click "Forgot Password" please try to enter our **Super Password: "257518"**, after entering and confirming, the system will reset the iwawa password, Enter the iwawa app again and enter the new password.

(If you are prompted to enter a date of birth, please note that the date of birth entered does not exceed 2005)

The image displays two screenshots of the iwawa app's password reset interface, set against a background of a beach scene with a palm tree and a lifeguard stand.

Top Screenshot: Parent password screen

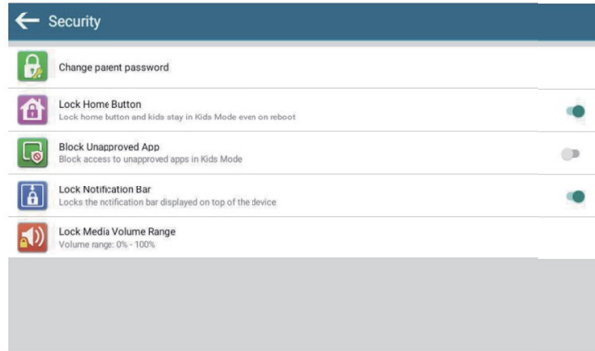
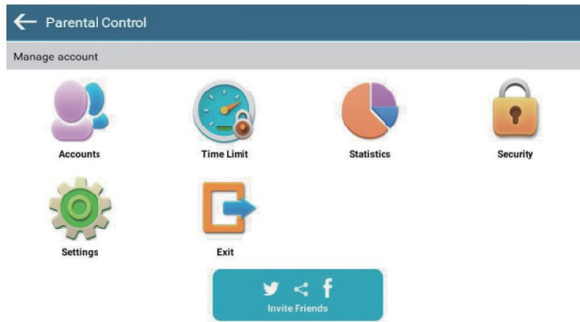
- Header: Parent password
- Input field: ****0
- Requirement: Password must be at least 4 digits
- Numeric keypad with digits 1-9 and 0.
- Link: FORGOT PASSWORD?

Bottom Screenshot: Reset password screen

- Header: Reset password
- Input field: *****8
- Requirement: Code must be at least 6 digits
- Red text: 257518
- Numeric keypad with digits 1-9 and 0.
- Instruction: Please send a mail to passwordreset@iwawakids.com to get a password reset code

How to change the Parental Control Password ?

If you want to change the password, please click on the lower right corner of the "iwawa" app to enter the parental control ---- enter the initial password "0000" ---- slide down the menu---- select "Security" - select " Change parental password"---- enter new password ---- finish



Solutions to common problems

1. Tablet cannot start

- a. Check whether the battery is fully charged
- b. Before starting the machine again, please check the power adapter.
- c. If it still cannot start after charging, please contact our dealer

2. WIFI not working properly

- a. The distance between the tablet and the router is within 8 meters
- b. The router sends out 2.4GHz wifi;
- c. If the tablet is connected to wifi but there is no network, please restart the router.

3. The tablet has its own FM function. Please plug in your headphones before turning on FM.

- 4. When the battery power is lower than 20%, please charge it in time; when it is not used for a long time, please charge it for more than 2 hours.
- 5. Contact us, maybe you will be the experience officer of our products. The latest and free samples will be shipped to you immediately

FCC Caution.

This device complies with part 15 of the FCC Rules. Operation is subject to the following two conditions:

- (1) This device may not cause harmful interference, and
- (2) this device must accept any interference received, including interference that may cause undesired operation.

Any Changes or modifications not expressly approved by the party responsible for compliance could void the user's authority to operate the equipment.

Note: This equipment has been tested and found to comply with the limits for a Class B digital device, pursuant to part 15 of the FCC Rules. These limits are designed to provide reasonable protection against harmful interference in a residential installation. This equipment generates uses and can radiate radio frequency energy and, if not installed and used in accordance with the instructions, may cause harmful interference to radio communications. However, there is no guarantee that interference will not occur in a particular installation. If this equipment does cause harmful interference to radio or television reception, which can be determined by turning the equipment off and on, the user is encouraged to try to correct the interference by one or more of the following measures:

- Reorient or relocate the receiving antenna.
- Increase the separation between the equipment and receiver.
- Connect the equipment into an outlet on a circuit different from that to which the receiver is connected.
- Consult the dealer or an experienced radio/TV technician for help.

The device has been evaluated to meet general RF exposure requirement. The device can be used in portable exposure condition without restriction.

