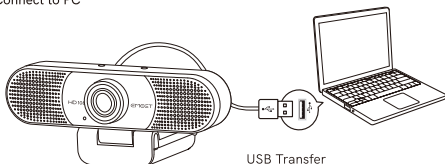


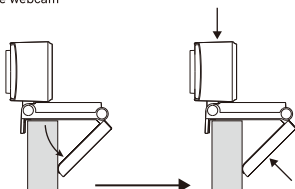


Quick Start Guide HD Webcam eMeet C960

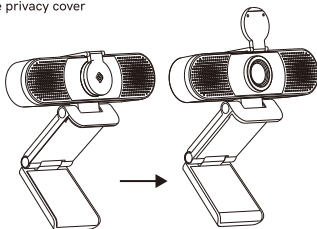
1. Connect to PC



2. Setting up the webcam



3. Remove the privacy cover



4. eMeetLink (Windows&macOS)

www.emmeet.com/emmeetlink

eMeetLink software can be downloaded from this website

English

EMEET One (1) Year Limited Warranty
Limited one (1) Year Warranty with EMEET
proof of purchase. The warranty does not
cover normal wear and tear or damage
caused by accidents or misuse. To protect
your rights, please keep the proof of pur-
chase. For service, please contact us :

 www.em eet.com

Safety Guide

Caution:To avoid electrical shock, do not
open the housing of this product. In
addition, users do not need to use the
product's internal parts. To repair the
product, please contact qualified
maintenance personnel or mail the
product to our after-sales department.

- 1) Please read this guide carefully.
- 2) Please keep this guide.
- 3) Please observe all warnings.
- 4) Please follow all instructions.
- 5) When cleaning this product, use a dry cloth only.
- 6) Choking hazard - This product contains
small parts. It is not suitable for children under
the age of 3.
- 7) Do not put this product near a heat source,
such as a heating radiator, hot air regulator,
stove, or loudspeakers (including amplifiers)
that produce heat.
- 8) Do not use this product if you must remain
alert of your surroundings, for example, while
driving a car or riding a bike.
- 9) Do not submerge this product in water or
expose it to a damp environment for a long
period of time. Do not use this product when
engaging in water sports, such as swimming
or surfing.
- 10) Please protect the USB cable. Do not step
on or apply pressure on them. Do not pull on
the product's plug, socket, or cable outlet.
- 11) It is recommended that users use the
accessories that have been specified by the
vendor.
- 12) When not using the webcam, please
unplug the device from the USB port and
turned off the power.
- 13) To repair the product, please contact our
professional maintenance personnel. If the
product is damaged, the product should be
repaired. For example, if the power cable or
plug is damaged, liquid has flowed into the
product, an object has fallen into the product,
the product has come into contact with rain or
moisture, the product cannot operate properly,
or if the product has fallen.

EU/UKCA Compliance

Hereby, SHENZHEN EMEET
TECHNOLOGY CO., LTD. Corporation
declares that the equipment is in
compliance with <Directive 2014/30/EU
/EMCR 2016 (S.I. 2016/1091)>.

1. The suitable temperature for the product
and accessories is 0~40°C.
2. Due to the used enclosure material, the
product shall only be connected to a USB
Interface of version 2.0 or higher.

ISED Canada compliance :

This Class B digital apparatus complies
with Canadian ICES-003.

Cet appareil numérique de la classe B est
conforme à la norme NMB-003 du
Canada.

FCC Compliance:

This device complies with part 15 of the
FCC Rules. Operation is subject to the
following two conditions:

- (1) This device may not cause harmful
interference, and (2) This device must
accept any interference received,
including interference that may cause
undesired operation. (from 15.19a)

NOTE: The manufacturer is not
responsible for any radio or TV
interference caused
by unauthorized modifications or changes
to this equipment. Such modifications or
changes could void the user's authority to
operate the equipment. (from 15.21)

UK REP : Obelis UK Ltd, Sanford Gate, Oxford,
OX4 6LB, UK

EC-REP : Obelis S.A.
Boulevard Général Wahis 53, B-1030 Brussels, Belgium



Manufacturer

EC

REP

EAR

Manufacturer: SHENZHEN EMEET
TECHNOLOGY CO., LTD.

Address: Unit 2C, Building A6, Guangming
Science Park, Guangguang Road 3009,
Guangming District, Shenzhen, China
Voltage rate: 5V \pm 500mA

www.em eet.com

To learn more, please visit the URL

• Copyright ©EMEET. The content of this
manual is subject to change without
notice.