

Smart Wi-Fi Door Lock | Deadbolt

Tapo DL110



6 Ways to Conveniently Unlock & Emergency Backup Power

// Highlights

6 Ways to Access

Unlocking the door has never been easier with options like fingerprint, Bluetooth access, Wi-Fi remote access, custom PINs with keypad, backup physical keys and temporary passcodes, or by using voice commands. With ANSI/BHMA Grade 2 certification, the door lock surpasses Grade 3 locks by providing superior durability and higher security standards, making it ideal for those seeking enhanced protection.



Fingerprint
Recognition



Bluetooth
Access



Custom PINs
with Keypad



Wi-Fi Remote
Access



Backup
Physical Keys



Alexa, Google
Assistant

// Highlights

Smudge-Proof Access Panel

Keep your codes private and your keypad spotless.



Control & Manage with the Tapo App

Control and manage your door lock with the Tapo app, whether locally within Bluetooth range or remotely anytime, anywhere with Wi-Fi connected.



// Highlights

Certified and Reliable

Professional BHMA Grade 2

ANSI/BHMA Grade 2 certified smart lock is twice as durable as standard locks. It can handle up to 10 daily uses for 40 years, ensuring long-lasting reliability.

Durable IP65 (Exterior Assembly)

With an IP65 weatherproof rating for the Exterior Assembly, it withstands the harshest weather conditions.



// Highlights

Build Your Tapo Ecosystem

Tapo products work together seamlessly to offer you a wide range of smart home devices, including security cameras, plugs, and lighting—all controlled by a single app. Simplify your smart home experience with one of the industry's largest ecosystems.



// Features



Rapid Fingerprint Recognition

Recognizes fingerprints accurately and quickly, with a capacity for up to 100 fingerprint registrations.



Resident & Guest Access

Create resident profiles with custom permanent codes or set up one-time and scheduled codes for guests.



Peek-Proof Passcodes

Input random digits with your passcode to securely shield it from prying eyes.



Remote App Control

Lock, unlock, and manage from anywhere with convenient Wi-Fi[§] access.



Bluetooth Access

If a Wi-Fi connection is unavailable, control your lock using Bluetooth connectivity while in range.



Auto-Lock with Custom Timer

Automatically locks the door after use with customizable timing for added peace of mind.



Emergency Power Backup

The 10,000mAh rechargeable, removable battery and USB Type-C port keep DL110 effortlessly powered.



Easy DIY Installation

With a simple, straightforward installation process and all necessary mounting tools included, Tapo DL110 will be ready to use in a snap.



Built-in Doorbell

DL110's built-in doorbell adds an extra layer of convenience to your door lock system.



Detailed Activity Log

Track lock and unlock activity with detailed timestamps, ensuring you always know who accessed your home.



Smart Home Integration

Connects seamlessly with popular smart home ecosystems like Alexa, Google Home, and Samsung SmartThings.



Prevents Break-Ins

Locks down PIN code or fingerprint access after multiple failed attempts and sends real-time alerts for suspicious activity.

[†]Battery life is based on TP-Link laboratory tests, assuming 20 unlocks per day. Estimated durations are up to 1 year in Wi-Fi mode and up to 2 years in Bluetooth mode. Actual battery life may vary due to device settings, router specifications, usage, and environmental factors.

[‡]The app UI is for reference only and is subject to optimization and improvement.

[§]The lock should connect to the internet.

For more information, please visit <https://www.tapo.com/>


All brands and product names are trademarks or registered trademarks of their respective holders. Specifications are subject to change without notice.

©2024 TP-Link

// Specifications

Lock	Maximum Fingerprint ID	100
	Maximum PIN Code	200
	One-Time Code	YES
	Scramble PIN Code	YES
	Emergency Unlock	YES
	Mechanical Key	YES
	Automatic Locking	YES
	BHMA Certification	BHMA Grade 2
Weatherproofing	Exterior Assembly	IP65
	Interior Assembly	Not weatherproofing

Interface & Button	Exterior Assembly	1× Fingerprint Scanner 1× Doorbell Ring Button 1× Lock Cylinder 1× Touchscreen Keypad 1× Status LED 1× Type C plug in (Emergency Power Supply)
	Interior Assembly	1× Wi-Fi On/Off Button 1× Battery Compartment 1× Thumb Latch 1× Reset Button
Audio	Audio Input & Output	Built -in Audio Buzzer (Exterior Assembly) Built -in Audio Speaker (Interior Assembly)
Network	Network Connectivity	Connect via Wi-Fi and BLE 5.0
	Wireless Connectivity	IEEE 802.11b/g/n, 2.4 GHz Wi-Fi
	Transmission Rate	typical 15Mbps
	Protocol	TCP/IP, ICMP, DNS, HTTPS, TCP, UDP, DHCP, ARP
Security	Security	128-bit AES Encryption with SSL/TLS WPA/WPA2-PSK/WPA3

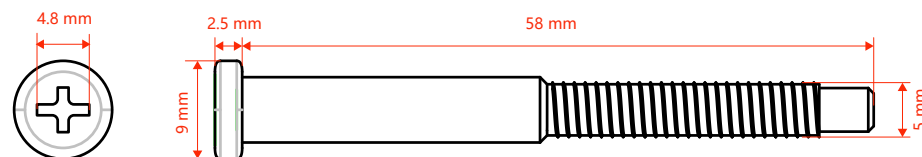
Power	Power Source	10000 mAH Rechargeable Lithium-ion Battery
	Charging Voltage	5V  2A, USB Type-C
	Output Voltage	Battery Pack Adapter Output: 4.2 V
	DC Power Connector Size	Type C
	Power Cord Length	0.5 m
	Typical Power Consumption	1.65 mW (WiFi Mode Standby)
	Maximum Power Consumption	412 mW
General	Certifications	FCC, RoHS, BHMA, CEC, NRCAN, DOE, MSDS, UN38.3, IP65
	Smart Integration	Google Assistant, Amazon Alexa, Smartthings, IFTTT
	Weather Resistance	IP65 (Exterior Assembly)
	Operating Temperature	Exterior Assembly: -30°C ~70°C (-22 °F ~158 °F) Interior Assembly: -10°C ~55°C (14 °F ~131 °F)
	Storage Temperature	-40°C ~70°C (-40 °F ~158 °F)

General	Operating Humidity	10%~90% RH, Non-condensing
	Storage Humidity	0~90% RH, Non-condensing
	Charging Temperature	0~45°C (32 °F ~113 °F)
	Dimensions	Exterior Assembly: 150.2*68.2*60.9 mm (5.91*2.69*2.40 in.) Interior Assembly: 198.8*73.8*51.4 mm (7.83*2.91*2.02 in.)
	Package Contents	Tapo DL110 Smart Wi-Fi Door Lock Installation Mounting Plate Latch Bolt Strike Plate Dust Box Battery Silicone Cover Keys Screws USB Adapter Cable Installation Guide Sticker Quick Start Guide

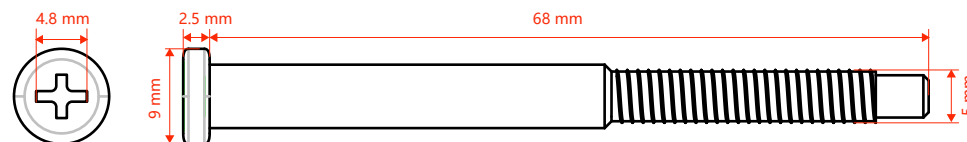
General

Screw Size

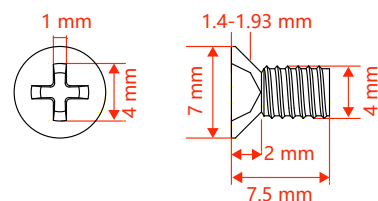
Mounting plate screw (A) size:



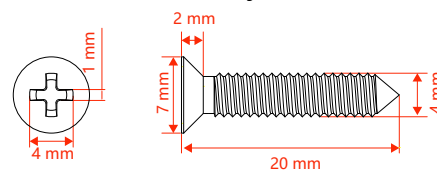
Mounting plate screw (B) size:



Exterior assembly screw (C) size:



Exterior assembly screw (D) size:



Bolt & strike plate screw size:

