



OUTDOOR TRADES SOLUTION GUIDE

Landscape Maintenance ■ Tree Care ■ Landscape Construction



2025

TOOLS

POWER
MANAGEMENT

EQUIPMENT

LIGHTING

ACCESSORIES

WORK WEAR

PERSONAL
PROTECTIVE
EQUIPMENT

STORAGE



MAINTENANCE



**HIGHER
BLOWING FORCE**
THAN UP TO 60cc GAS

**FULL THROTTLE
UNDER
1 SECOND**

**MOST
ADAPTIVE**
DESIGN & COMFORT

M18 FUEL™ Dual Battery
Backpack Blower Kit
3009-24HD

TREE CARE



GENERATES
**70cc GAS
POWER**

REDUCED STALLS
**FASTER
CUTTING**

BALANCED
DESIGN, MORE
CONTROL

M18 FUEL™ 20" Dual
Battery Chainsaw Kit
2827-22

CONSTRUCTION



14" GAS
PERFORMANCE
NO GAS HEADACHES

RAPIDSTOP™
BLADE BRAKE
& KICKBACK CONTROL

14 FT IN CONCRETE,
120 CUTS IN #5 REBAR
PER CHARGE

MX FUEL™ 4" Cut-Off Saw
w/ RAPIDSTOP™ Kit
MXF315-2XC

INNOVATION FOR THE OUTDOOR TRADES



REDLITHIUM FORGE

**MOST POWER
FASTEST CHARGING
LONGEST LIFE**

M18



FITS M18™ TOOLS

MX FUEL



FITS MX FUEL™ EQUIPMENT



WORLD LEADER IN BATTERY POWERED PRODUCTIVITY

Milwaukee Tool is committed to driving unrivaled performance and productivity for the professional trades through our groundbreaking developments in cordless technology.

Our leadership in cordless innovation has helped to shape the industry. We were the first to introduce LITHIUM-ION technology to power tools and have achieved significant leaps forward in advanced motors, the most intelligent electronics and connected tools. This leadership allows us to continue providing a steady stream of solutions that exceed the demands of the trades.



POWERSTATE™ BRUSHLESS MOTORS

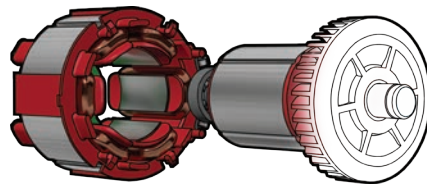
HIGH PERFORMANCE

MILWAUKEE's high performance POWERSTATE™ Brushless Motors contain top-grade rare earth magnets and greater copper content delivering more power and torque for superior application performance.

PURPOSE BUILT

Each motor is uniquely engineered for the demands of the tool.

Motor-optimization ensures the perfect combination of performance, portability and productivity.



POWERSTATE™ BRUSHLESS MOTORS



LONGER MOTOR LIFE | **MORE** POWER | **MORE** RUN-TIME

REDLITHIUM™ BATTERIES



CELL TECHNOLOGY

Not all batteries are created equal. In our world-class battery lab, battery cells are engineered to deliver the highest performing packs on the jobsite.

PACK CONSTRUCTION

Unique patented designs protect every REDLITHIUM™ Battery, safeguarding your investment through drops, weather exposure and harsh environments.

ELECTRONICS

Innovative communication systems monitor cells, providing temperature and overload protection, while optimizing performance for every tool and battery combination.

MOST POWER
FASTEST CHARGING
LONGEST LIFE

REDLINK™ INTELLIGENCE

DURABILITY

Best-in-class thermal and overload monitoring protects tools in extreme jobsite conditions.

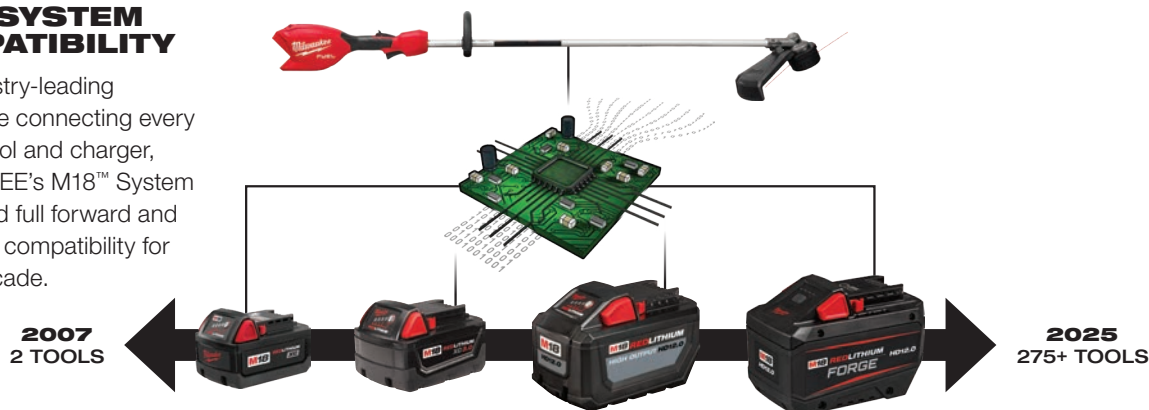
PRODUCTIVITY

Constantly monitors and controls the power delivery from battery to motor, ensuring maximum performance.

Provides instant acceleration, reaching full throttle in under 1 second.

FULL SYSTEM COMPATIBILITY

With industry-leading intelligence connecting every battery, tool and charger, MILWAUKEE's M18™ System has upheld full forward and backward compatibility for over a decade.



UNMATCHED
PROTECTION

OPTIMIZED
PERFORMANCE

MORE
PRODUCTIVITY



Nothing but **HEAVY DUTY.**



**PORTABLE PRODUCTIVITY
TRADE FOCUSED
SYSTEM WIDE**



**SEE MORE
SOLUTIONS**
or visit <https://qr.mke.tl/2qwwc>



M12 FUEL™

DRIVEN TO OUTPERFORM.™

M12 FUEL™ is engineered for the most demanding tradesmen in the world. M12 FUEL™ delivers unrivaled performance in a compact structure and features three MILWAUKEE® exclusive innovations — the POWERSTATE™ Brushless Motor, REDLITHIUM™ Battery Pack and REDLINK PLUS™ Intelligence Hardware and Software — that deliver unmatched power, run-time and durability. Simply put, the M12 FUEL™ HATCHET™ 6" Pruning Saw is the best solution for small diameter pruning by providing greater maneuverability, increased productivity and less fatigue.



UNMATCHED
CONTROL
& ACCESS

POWER
TO CUT
3" HARDWOODS

UP TO
120 CUTS
PER CHARGE

MAINTENANCE & CONSTRUCTION



M12 FUEL
2533-21
8" Hedge Trimmer Kit
w/ (1) XC4.0 Battery
2533-20
Tool-Only



2534-21
M12™ Brushless Pruning
Shears Kit w/ (1) CP2.0 Battery
2534-20
Tool-Only



M12 FUEL
2527-21
HATCHET™ 6" Pruning Saw
Kit w/ (1) XC4.0 Battery
2527-20
Tool-Only



2528-21G2
M12™ 2 Gallon Handheld Sprayer
Kit w/ (1) CP2.0 Battery



2528-21G1
M12™ 1 Gallon Handheld Sprayer
Kit w/ (1) CP2.0 Battery



M12 FUEL
2520-21XC
HACKZALL® Reciprocating
Saw Kit w/ (1) XC4.0 Battery
2520-20
Tool-Only



2470-21
M12™ Plastic Pipe Shear
Kit w/ (1) CP1.5 Battery
2470-20
Tool-Only



2579-20
M12™ Stick Transfer Pump



EQUIPMENT MAINTENANCE



M12 FUEL
2569-21
3/8\" Ext. Reach High Speed
Ratchet Kit w/ (1) CP2.0 Battery
2569-20
Tool-Only



M12 FUEL
3050-21
INSIDER™ Extended Reach Box Ratchet
Kit w/ (1) HIGH OUTPUT™ CP2.5 Battery
3050-20
Tool-Only



M12 FUEL
2563-22
1/2\" Stubby Impact Wrench Kit
w/ (1) HIGH OUTPUT™ CP2.5 Battery
and (1) HIGH OUTPUT™ XC5.0 Battery
2563-20
Tool-Only
2563P-20
Tool-Only w/ Pin Detent



2525-21
M12™ Brushless Rotary Tool Kit
w/ (1) CP2.0 Battery
2525-20
Tool-Only



2446-21XC
M12™ Grease Gun Kit
w/ (1) XC3.0 Battery
2446-20
Tool-Only

BATTERIES & CHARGERS



CP



48-11-2425
M12™ REDLITHIUM™
HIGH OUTPUT™
CP2.5 Battery Pack



48-11-2430
M12™ REDLITHIUM™
CP3.0 Battery Pack



48-11-2420
M12™ REDLITHIUM™
CP2.0 Battery Pack



48-11-2401
M12™ REDLITHIUM™
CP1.5 Battery Pack
48-11-2411
2-Pack

XC



48-11-2450
M12™ REDLITHIUM™
HIGH OUTPUT™
XC5.0 Battery Pack




48-11-2460
M12™ REDLITHIUM™
XC6.0 Battery Pack



48-11-2402
M12™ REDLITHIUM™
XC3.0 Battery Pack
48-11-2412
2-Pack

FITS M12 TOOLS



RAPIDCHARGER
48-59-1807
M18™ and M12™
Rapid Charge Station



48-59-1204
M12™ Four Bay
Sequential Charger



NEW
48-59-1211
M12™ TOP-OFF™
Power Supply and Charger



Nothing but **HEAVY DUTY.**



M18

**PERFORMANCE DRIVEN
TRADE FOCUSED
SYSTEM WIDE**




**SEE MORE
SOLUTIONS**
or visit <https://qr.mke.tl/2z2m5>



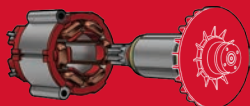
M18 FUEL™

DRIVEN TO OUTPERFORM.™

M18 FUEL™ is engineered for the most demanding tradesmen in the world. Delivering unrivaled performance in a compact structure, all M18 FUEL™ products feature three MILWAUKEE® exclusive innovations — the POWERSTATE™ Brushless Motor, REDLITHIUM™ Battery Pack and REDLINK PLUS™ Intelligence Hardware and Software — that deliver unmatched power, run-time and durability. Simply put, the M18 FUEL™ 20" Dual Battery Chainsaw is designed to meet the performance, durability and ergonomic needs of the professional chainsaw user.



2 REDLINK PLUS™
INTELLIGENCE



1 POWERSTATE™
BRUSHLESS MOTOR



3 REDLITHIUM™
FORGE™
XC8.0
BATTERY PACKS
FITS M18™ TOOLS

**REDLITHIUM
FORGE™**

GENERATES
70cc_{GAS}
POWER

REDUCED STALLS
FASTER
CUTTING

BALANCED
DESIGN, MORE
CONTROL

LANDSCAPE MAINTENANCE

**COMING SOON****COMING SOON****COMING SOON**




LANDSCAPE MAINTENANCE

M18 FUEL QUIK-LOK™ ATTACHMENT SYSTEM

Multiple Attachments Powered by a Single Power Head

Designed to meet the needs of landscape maintenance professionals, the M18 FUEL™ QUIK-LOK™ Attachment System is a versatile outdoor power equipment system featuring multiple attachments powered by a single M18 FUEL™ Power Head. With the M18 FUEL™ QUIK-LOK™ Attachment System, you have the capability to switch between multiple attachments including a string trimmer, edger, hedge trimmer and pole saw to complete a wide range of applications.

The M18 FUEL™ QUIK-LOK™ Attachment System utilizes the most advanced cordless technology to deliver best-in-class power and run-time for landscaping and trade professionals, achieving instantaneous throttle response and outperforming higher voltage platforms.



**QUIK-LOK™
ATTACHMENT
CAPABLE****M18 FUEL****3016-21ST**String Trimmer Kit
w/ QUIK-LOK™ w/ (1) FORGE™
XC8.0 Battery**3016-20ST**

Tool-Only

**QUIK-LOK™
ATTACHMENT
CAPABLE****M18 FUEL****3016-21PS**Pole Saw w/ QUIK-LOK™
Kit w/ (1) FORGE™
XC8.0 Battery**3016-20PS**

Tool-Only

**QUIK-LOK™
ATTACHMENT
CAPABLE****M18 FUEL****3016-20**Power Head
w/ QUIK-LOK™**M18 FUEL****49-16-2717**QUIK-LOK™ String
Trimmer Attachment***M18 FUEL****49-16-2718**QUIK-LOK™
Edger Attachment***M18 FUEL****49-16-2719**QUIK-LOK™ Articulating Hedge
Trimmer Attachment***M18 FUEL****49-16-2720**QUIK-LOK™ 10" Pole
Saw Attachment***M18 FUEL****49-16-2721**QUIK-LOK™ 3'
Attachment Extension***M18 FUEL****49-16-2738**QUIK-LOK™ Brush
Cutter Attachment***M18 FUEL****49-16-2739**QUIK-LOK™
Cultivator Attachment***M18 FUEL****49-16-2740**QUIK-LOK™ Rubber
Broom Attachment***M18 FUEL****49-16-2741**QUIK-LOK™ Bristle
Brush Attachment***M18 FUEL****49-16-2793**QUIK-LOK™
Blower Attachment***M18 FUEL****49-16-2794**QUIK-LOK™
Reciprocator Attachment***M18 FUEL****49-16-2795**QUIK-LOK™ Bed
Redefiner Attachment***M18 FUEL****49-16-2796**QUIK-LOK™ Hedge
Trimmer Attachment*

*3016-20 M18 FUEL™ Power Head w/ QUIK-LOK™ Not Included. Battery and Charger Not Included.



CLEAN UP



M18 FUEL
3009-24HD
Dual Battery
Backpack Blower Kit
w/ (4) HIGH OUTPUT™
HD12.0 Batteries
3009-20
Tool-Only

**2 BATTERIES
REQUIRED**

**4 BATTERIES
EXTENDS
RUN-TIME**



M18 FUEL
2824-20
Dual Battery Blower

**2 BATTERIES
REQUIRED**



M18 FUEL
3017-21HD
Blower Kit w/ (1) FORGE™
HD12.0 Battery
3017-20
Tool-Only



TREE CARE

**M18 FUEL****2827-22**20" Dual Battery Chainsaw Kit
w/ (2) FORGE™ XC8.0 Batteries**M18 FUEL****2727-21HD**16" Chainsaw Kit
w/ (1) HIGH OUTPUT™ HD12.0 Battery**2727-20**

Tool-Only

**M18 FUEL****2727-20C**

14" Chainsaw

**M18 FUEL****2826-22T**14" Top Handle Chainsaw Kit
w/ (1) HIGH OUTPUT™ HD12.0 Battery
and (1) HIGH OUTPUT™ XC8.0 Battery**2826-21T**

w/ (1) HIGH OUTPUT™ XC8.0 Battery

2826-20T

Tool-Only

**M18 FUEL****2826-20C**

12" Top Handle Chainsaw

**M18 FUEL****3004-20**

HATCHET™ 8" Pruning Saw

**M18 FUEL****3013-21**

Telescoping Pole Saw Kit w/ (1) HIGH OUTPUT™ HD12.0 Battery

3013-20

Tool-Only

**M18 FUEL****2809-22**SUPER HAWG™ 1/2" Right Angle
Drill w/ (2) HIGH OUTPUT™
XC6.0 Batteries**2809-20**

Tool-Only

**2672-21**M18™ FORCE LOGIC™ Cable
Cutter Kit with 750 MCM
Jaws Kit w/ (1) CP2.0 Battery**Related Accessory:**

49-16-2777 1/2" EHS

Guy Wire Cutting Jaw

**M18 FUEL****2865-22**7/16" Hex Utility High Torque
Impact Wrench Kit w/ ONE-KEY™
w/ (2) XC5.0 Batteries**2865-20**

Tool-Only



LANDSCAPE CONSTRUCTION



M18 FUEL

2904-22
1/2" Hammer Drill/Driver
Kit w/ (2) XC5.0 Batteries
2904-20
Tool-Only



M18 FUEL

2953-22
1/4" Hex Impact Driver Kit
w/ (2) XC5.0 Batteries
2953-20
Tool-Only



M18 FUEL

2844-21
Duplex Nailer Kit
w/ (1) XC5.0 Battery
2844-20
Tool-Only



M18 FUEL

2786-22HD
9" Cut-Off Saw Kit w/ ONE-KEY™
w/ (2) HIGH OUTPUT™ HD12.0 Batteries
2786-20
Tool-Only

COMING SOON



M18 FUEL

2834-21HD
7-1/4" Circular Saw Kit
w/ (1) FORGE™ HD12.0 Battery
2834-20
Tool-Only



M18 FUEL

2930-21HD
7-1/4" Rear Handle Circular Saw Kit
w/ (1) FORGE™ HD12.0 Battery
2930-20
Tool-Only



M18 FUEL

2833-20
6-1/2" Circular Saw



M18 FUEL

2722-21HD
SUPER SAWZALL® Reciprocating Saw Kit
w/ (1) HIGH OUTPUT™ HD12.0 Battery
2722-20
Tool-Only



M18 FUEL

2836-21
Oscillating Multi-Tool Kit
w/ (1) XC5.0 Battery
2836-20
Tool-Only



M18 FUEL

2838-21
1/2" Router Multi-Base
Kit w/ (1) HIGH OUTPUT™
XC6.0 Battery
2838-20
Tool-Only



M18 FUEL

2910-21
4' Concrete Pencil Vibrator
Kit w/ (1) HIGH OUTPUT™ XC6.0 Battery
2910-20
Tool-Only



M18 FUEL

2718-21HD
1-3/4" SDS Max Rotary Hammer Kit w/ ONE-KEY™
w/ (1) HIGH OUTPUT™ HD12.0 Battery
2718-20
Tool-Only



2771-21
M18™ Transfer Pump Kit
w/ (1) XC3.0 Battery*
2771-20
Tool-Only*

*Not for debris-filled water



M18 FUEL

2888-20
4-1/2" / 5" Variable
Speed Braking Grinder,
Paddle Switch No-Lock



M18 FUEL

3671-20
4-1/2" – 6" Braking
Grinder, Slide Switch

COMING SOON



2940-20
M18™ Brushless Stick
Transfer Pump

EQUIPMENT MAINTENANCE

**M18 FUEL****2967-22**1/2" High Torque Impact
Wrench w/ Friction Ring
Kit w/ (2) XC5.0 Resistant
Batteries**2967-20**

Tool-Only

**M18 FUEL****2863-22**w/ ONE-KEY™ 1/2" High
Torque Impact Wrench
Kit w/ Friction Ring
w/ (2) XC5.0 Batteries**2863-20**

Tool-Only

**M18 FUEL****2962-22**1/2" Mid-Torque Impact
Wrench w/ Friction Ring
w/ (2) XC5.0 Batteries**2962-20**

Tool-Only

**M18 FUEL****2854-22**3/8" Compact Impact
Wrench w/ Friction Ring
w/ (2) XC5.0 Batteries**2854-22CT**3/8" Compact Impact
Wrench w/ Friction Ring
w/ (2) CP2.0 Batteries**2854-20**

Tool-Only

**2848-21**M18™ Inflator Kit
w/ (1) XC5.0 Battery**2848-20**

Tool-Only

**2646-22CT**M18™ 2-Speed Grease Gun
Kit w/ (2) CP1.5 Batteries**2646-21CT**

w/ (1) CP1.5 Battery

2646-20

Tool-Only



BATTERIES

NEW

M18 **REDLITHIUM**
FORGE

MOST POWER FASTEST CHARGING LONGEST LIFE



48-11-1813

M18 **REDLITHIUM**
FORGE
HD12.0



48-11-1881

M18 **REDLITHIUM**
FORGE
XC8.0

**50% MORE
POWER**
VS HIGH OUTPUT™ 12.0



HIGH OUTPUT™ 12.0
POWER
SMALLER SIZE



**HIGH-SPEED
COOLING**

35 MIN SUPERCHARGE TO 80%



**LONGEST
LIFE**

VS REDLITHIUM™



FITS **M18** **TOOLS**



M18 **REDLITHIUM**
FORGE

MOST POWER
FASTEST CHARGING
LONGEST LIFE



M18 **REDLITHIUM**
HIGH OUTPUT

MORE POWER



M18 **REDLITHIUM**

CP

XC

HD

NEW



48-11-1881
 M18™ REDLITHIUM™
 FORGE™ XC8.0 Battery Pack



48-11-1861
 M18™ REDLITHIUM™
 FORGE™ XC6.0 Battery Pack

NEW



48-11-1813
 M18™ REDLITHIUM™
 FORGE™ HD12.0
 Battery Pack



48-11-1835
 M18™ REDLITHIUM™
 HIGH OUTPUT™
 CP3.0 Battery Pack
48-11-1837
 2-Pack



48-11-1865
 M18™ REDLITHIUM™
 HIGH OUTPUT™
 XC6.0 Battery Pack
48-11-1862
 2-Pack



48-11-1820
 M18™ REDLITHIUM™
 CP2.0 Battery Pack



48-11-1850
 M18™ REDLITHIUM™
 XC5.0 Battery Pack
48-11-1852
 2-Pack



48-11-1850R
 M18™ REDLITHIUM™ XC5.0
 Resistant Battery Pack

FITS M18 TOOLS



LIGHT DEMAND



HEAVY DEMAND



Less weight and
 smaller size



More power and run-time,
 great performance for
 all demands



Best performance for
 high demand
 applications



CHARGING

**DAISY CHAIN 10.
CHARGE 60
OVERNIGHT.**

**RAPID DAYTIME
CHARGING.
REDUCED
DOWNTIME.**

**COMING
SOON**

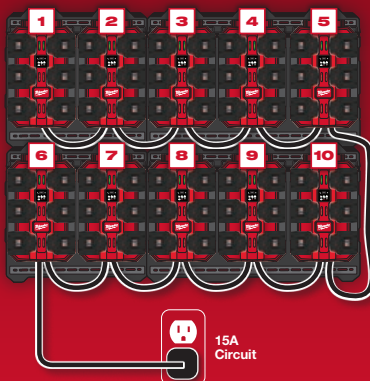
48-58-1817
M18™ Six Bay Daisy Chain
Rapid Charger w/ PACKOUT™



**PACKOUT™
COMPATIBLE**

**REDUCE INFRASTRUCTURE
UPGRADES**

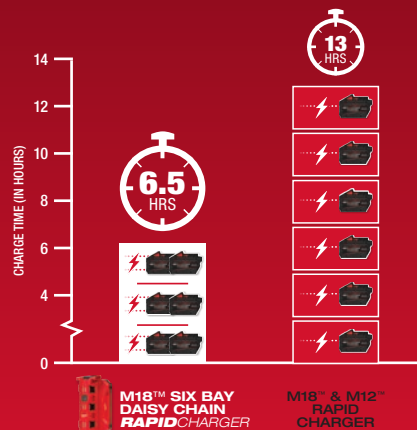
OVERNIGHT MODE



**CHARGE 60 M18™ REDLITHIUM™
FORGE™ HD12.0 BATTERIES
IN 14.8 HOURS**
Batteries Sold Separately

**LESS INTERRUPTION,
MORE BATTERIES READY**

DAYTIME MODE



**UP TO
6X FASTER
CHARGING TO 80%**

**HIGH-SPEED
COOLING
LESS DOWNTIME.**

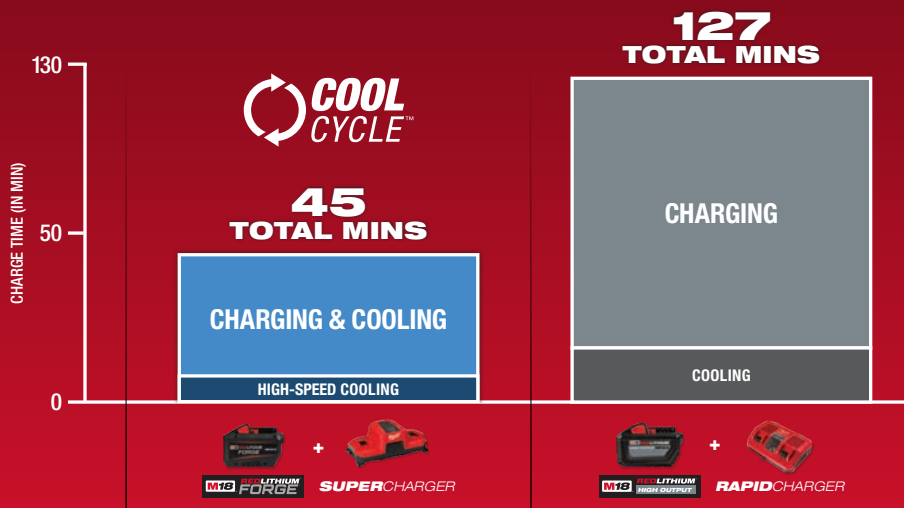
**COMING
SOON**

48-59-1816
M18™ Dual Bay Simultaneous
Super Charger w/ 4-Point Mounting



**COOL
CYCLE™
CAPABLE**

CHARGE HOT BATTERIES FASTER TO 100%



*45A CC Discharge, FORGE™ HD12.0 18A Charge Rate, HIGH OUTPUT™ HD12.0 6A Charge Rate

*COOL-CYCLE™ Cooling Period Can Increase if Discharged at Higher Rate

*Estimated Charge Durations Based on Testing Conducted by MILWAUKEE TOOL® at Room Temperature and Comparing VS HIGH OUTPUT™ HD12.0 Battery & Rapid Charger, Actual Results May Vary



SUPERCHARGER
48-59-1815
M18™ Dual Bay
Simultaneous Super Charger



RAPIDCHARGER
48-59-1809
M18™ PACKOUT™
Six Bay Rapid Charger



RAPIDCHARGER
48-59-1802
M18™ Dual Bay
Simultaneous Rapid Charger



RAPIDCHARGER
48-59-1807
M18™ and M12™
Rapid Charge Station

M18PERFORMANCE DRIVEN
TRADE FOCUSED
SYSTEM WIDE**BEST
POWER,**
FOR THE TOUGHEST JOBS**INSTANT
SETUP,**
ELIMINATE HASSLES**POWER
ANYWHERE****NEW****ROLL-ON™****7200W / 3600W
2.5kWh Power Supply
3300R**

BATTERY	NUMBER OF RECHARGES WITH ROLL-ON™
HD12.0	8
XC8.0	12

**CHARGE MORE
BATTERIES.
AVOID TRIPPED
BREAKERS.****COMING
SOON****3333-15A**
15A Power Manager**3333-20A**
20A Power Manager**PACKOUT™**
COMPATIBLE**2846-20**
M18™ TOP-OFF™
175W Power Supply**4 BATTERIES
REQUIRED**
BATTERIES NOT INCLUDED**2845-20**
M18™ CARRY-ON™
3600W / 1800W
Power Supply



Nothing but **HEAVY DUTY.**®



**EQUIPMENT REDEFINED
TRADE FOCUSED
SYSTEM WIDE**



**SEE MORE
SOLUTIONS**
or visit <https://qr.mke.tl/2ryx7>



EQUIPMENT REDEFINED.

The MX FUEL™ Equipment System revolutionizes the light equipment market by delivering the performance, run-time and durability demanded by the trades without the hazards associated with emissions, noise, vibration and the frustrations of gas maintenance. This completely compatible system goes beyond the limitations of gasoline and power cord units, utilizing the industry's most advanced batteries, motors and electronics to deliver a best-in-class experience for users. This is Equipment Redefined.

2 REDLINK PLUS™ INTELLIGENCE

- Most Advanced System of Equipment Electronics in the Industry
- Protects Equipment with Best-In-Class Thermal and Overload Monitoring
- Delivers In-Application Communication, Optimizing Equipment Performance



**REDLITHIUM
FORGE™**

1 REDLITHIUM™ FORGE™ XC8.0 BATTERY PACK FITS MX FUEL™ TOOLS

3 POWERSTATE™ BRUSHLESS MOTOR

- Engineered Uniquely for the Demands of Each Piece of Equipment
- Optimized for the Perfect Combination of Performance, Portability and Productivity
- Built with Maximum Copper Content and Top-Grade Rare Earth Magnets

14" GAS
PERFORMANCE
NO GAS HEADACHES

RAPIDSTOP™
BLADE BRAKE
& KICKBACK CONTROL

14 FT IN CONCRETE,
120 CUTS IN #5 REBAR
PER CHARGE

EQUIPMENT

**COMING
2025**



MXF600-2HD

Backpack Blower Kit
w/ (2) FORGE™ HD12.0 Batteries

MXF600-0
Machine-Only



MXF211-1XC

1 HP 2" Submersible
Pump Kit w/ (1) FORGE™
XC8.0 Battery



MXF270-2HD

70kg Rammer Kit
w/ (2) FORGE™
HD12.0 Batteries



MXF220-2HD

20" Plate Compactor
w/ (2) FORGE™ HD12.0 Batteries

MXF220-0
Machine-Only

Related Accessories:

49-49-2010 20" Plate
Compactor Water Tank
49-49-2020 20" Plate
Compactor Wheel Kit
49-49-2030 20" Plate
Compactor Paver Pad Kit



MXF372-2XC

High Cycle Concrete Vibrator Kit
w/ (2) FORGE™ XC8.0 Batteries

Related Accessories:

48-37-0718H 7' Whip / 1.75" Head
48-37-1618H 16' Whip / 1.75" Head
48-37-3218H 32' Whip / 1.75" Head
48-37-0722H 7' Whip / 2.25" Head
48-37-1622H 16' Whip / 2.25" Head
48-37-3222H 32' Whip / 2.25" Head



MXF370-2XC

Concrete Vibrator Kit
w/ (2) XC406 Batteries



MXF371-2XC

Backpack Concrete Vibrator Kit
w/ (2) XC406 Batteries

Related Accessories:

48-37-5010 1" Concrete Vibrator Head
48-37-5015 1-1/2" Concrete Vibrator Head
48-37-5020 2" Concrete Vibrator Head
48-37-5025 2-1/2" Concrete Vibrator Head
48-37-7007 Concrete Vibrator 7 ft Shaft
48-37-7010 Concrete Vibrator 10 ft Shaft
48-37-7014 Concrete Vibrator 14 ft Shaft
48-37-7021 Concrete Vibrator 21 ft Shaft



MXF381-2CP

Vibratory Screed Kit
w/ (2) CP203 Batteries

Related Accessories:

48-38-2004 4 ft Screed Bar
48-38-2008 8 ft Screed Bar



MXF324-2HD

24" Walk-Behind Edging Trowel Kit
w/ (2) FORGE™ HD12.0 Batteries

Related Accessories:

48-37-2424 24" Float Pan
48-37-2405 4-Pack Combination
Blades 4.75" x 9"



MXF336-3HD

36" Walk-Behind Trowel
w/ (3) FORGE™ HD12.0 Batteries

Related Accessories:

48-37-3608 4-Pack Combination
Blades 8" x 14"
48-37-3606 4-Pack Finish Blades 6" x 14"
48-37-3610 4-Pack Clip-On Float Shoe
Blades 10" x 14"



MXF368-1XC

Breaker Kit
w/ (1) XC406 Battery



MXF315-2XC

14" Cut-Off Saw w/ RAPIDSTOP™ Kit
w/ (2) FORGE™ XC8.0 Batteries

Related Accessories:

49-93-7535 12" DIAMOND ULTRA™
Segmented Blade
49-93-7540 14" DIAMOND ULTRA™
Segmented Blade



MXF040-1XC

ROCKET™ Dual Power
Compact Tower Light Kit
w/ (1) XC406 Battery



MXF041-1XC

ROCKET™ Tower
Light/Charger Kit
w/ (1) XC406 Battery



BATTERIES, CHARGING & POWER SUPPLIES



BATTERIES



MXFHD812
MX FUEL™ REDLITHIUM™
FORGE™ HD12.0
Battery Pack



MXFXC608
MX FUEL™ REDLITHIUM™
FORGE™ XC8.0
Battery Pack



MXFXC406
MX FUEL™ REDLITHIUM™
XC406 Battery Pack



MXFCP203
MX FUEL™ REDLITHIUM™
CP203 Battery Pack

CHARGING



SUPERCHARGER
MXFSC
MX FUEL™ Super Charger



COMING SOON
MXFRC
MX FUEL™ Rapid Charger

POWER SUPPLIES



MXF010-0
MX FUEL™ Portable
Battery Extension



MXF002-2XC
CARRY-ON™ 3600W/1800W
Power Supply Kit
w/ (2) XC406 Batteries

NEW

MX FUEL **REDLITHIUM FORGE**

MOST POWER FASTEST CHARGING LONGEST LIFE

UP TO
**2X MORE
RUN-TIME**



HD12.0



XC8.0



Up to 2X More Run-Time
vs REDLITHIUM™ XC406

w/ (1) FORGE™ HD12.0 Pack



Up to 33% More Run-Time,
Lighter Weight vs REDLITHIUM™ XC406

w/ (1) FORGE™ XC8.0 Pack

**COOL-CYCLE™
CAPABLE**
HIGH-SPEED COOLING



**COOL
CYCLE™**
ACTIVE COOLING SYSTEM

**LONGEST
LIFE**
VS REDLITHIUM™



FITS ALL MX FUEL EQUIPMENT

NEW

MX FUEL **SUPERCHARGER**

UP TO
**2X FASTER
CHARGING**

**COOL-CYCLE™
CAPABLE**
HIGH-SPEED COOLING



**COOL
CYCLE™**

ACTIVE COOLING SYSTEM



SUPERCHARGER
MXFSC

RAPIDCHARGER
MXFRC

STANDARD CHARGER
MXFC

MX FUEL REDLITHIUM FORGE MOST POWER FASTEST CHARGING LONGEST LIFE		MX FUEL REDLITHIUM	
FORGE™ HD12.0	FORGE™ XC8.0	XC406 (XC6.0)	CP203 (CP3.0)
65 MIN	45 MIN	45 MIN	45 MIN
100 MIN	65 MIN	50 MIN	45 MIN
160 MIN	110 MIN	90 MIN	45 MIN

CHARGES ALL MX FUEL BATTERIES

LIGHTING



2131-20
 M18™ ROCKET™ Dual Power Tower Light
Related Accessory:
 42-55-2137 M18™ ROCKET™
 Tower Light Carry Bag



2136-21
 M18™ ROCKET™ Tower Light/Charger Kit
 w/ (1) HIGH OUTPUT™ XC8.0 Battery
2136-20
 Tool-Only



2145-20
 M18™ RADIUS™
 Compact Site Light



2150-20
 M18™ RADIUS™ Site
 Light/Charger w/ ONE-KEY™



2146-20
 M18™ RADIUS™ Compact
 Site Light w/ ONE-KEY™



2151-20
 M18™ RADIUS™ Site Light



2123-21HD
 M18™ Utility Remote
 Control Search Light Kit
 w/ (1) HIGH OUTPUT™
 HD12.0 Battery
2123-20
 Tool-Only



2116-21
 REDLITHIUM™ USB
 BEACON™ Hard Hat Light Kit



2161-21
 REDLITHIUM™ USB
 1,100L Twist Focus Flashlight



2160-21
 REDLITHIUM™ USB
 800L Compact Flashlight



2105
 MILWAUKEE® Pen Light



2010R
 Rechargeable 250L
 Pentlight w/ Laser

ONEKEY™

UNLOCKING THE DIGITAL JOBSITE.™



**SMART TOOLS
& EQUIPMENT**



**SYNC
WIRELESSLY**



**ONLINE + MOBILE
RECORD KEEPING**

**DIGITAL PLATFORM FOR
TOOLS & EQUIPMENT**



CUSTOMIZE. TRACK. MANAGE.



**Customize
by dialing in
performance**



**Track your tools
& equipment
location from
anywhere**



**Lock and
disable
remotely**



**Manage
your assets
your way**



DOWNLOAD THE FREE APP NOW!



Download on the
App Store



GET IT ON
Google Play

Apple, the Apple logo are trademarks of Apple Inc., registered in the U.S. and other countries. App Store is a service mark of Apple Inc. Google Play and the Google Play logo are trademarks of Google Inc.

VISIT **ONEKEY.MILWAUKEETOOL.COM**
FOR MORE INFORMATION





ACCESSORIES

STRING TRIMMER LINE & ACCESSORIES

Part No.	Description
49-16-2714	Easy Load Trimmer Head
49-16-2722	Shoulder Strap
49-16-2810	.080" x 25' Pre-Cut Twisted Trimmer Line – 5 PK
49-16-2712	.080" x 150' Twisted Trimmer Line
49-16-2811	.080" x 320' (1 lb.) Twisted Trimmer Line
49-16-2812	.080" x 940' (3 lbs.) Twisted Trimmer Line
49-16-2782	.095" x 20' Pre-Cut Twisted Trimmer Line – 5 PK
49-16-2713	.095" x 250' (1 lb.) Twisted Trimmer Line
49-16-2783	.095" x 750' (3 lbs.) Twisted Trimmer Line
49-16-2813	.095" x 1250' (5 lbs.) Twisted Trimmer Line
49-16-2800	.105" x 180' (1 lb.) Twisted Trimmer Line
49-16-2789	.105" x 625' (3 lbs.) Twisted Trimmer Line
49-16-2814	.105" x 920' (5 lbs.) Twisted Trimmer Line
49-16-2784	M18 FUEL™ QUIK-LOK™ Attachment Hanger
49-16-2785	M18 FUEL™ QUIK-LOK™ Attachment Hanger – 3 PK

BLADES

Part No.	Description
42-26-2718	8" Edger Blade
49-16-2815	8" Edger Blade – 5 PK
49-16-2816	8" Edger Blade – 50 PK
49-16-2734	21" Mower Blade
49-16-2735	21" Mulching Mower Blade
49-16-2757	9" 4-Cutter Brush Blade
49-16-2799	9" Reciprocator Blades
49-16-2801	Bed Redefiner Blade

CASES & COVERS

Part No.	Description
49-16-2736	21" Mower Cover
49-16-2746	Top Handle Chainsaw Case
49-16-2747	Chainsaw Case

NAILING

Part No.	Description
MDP8D-2000	8D 2-1/4" x .131" Collated Duplex Nails
MDP16D-2000	16D 3" x .131" Collated Duplex Nails

BLOWER ATTACHMENTS & ACCESSORIES

Part No.	Description
49-16-2790	M18 FUEL™ Blower Gutter Attachment
49-16-2791	M18 FUEL™ Blower Angled Flare Attachment
49-16-2797	M18 FUEL™ Blower Tapered and Flat Nozzle Attachment Kit
49-16-2798	M18 FUEL™ Dual Battery Backpack Blower Hip Belt

SAW CHAINS

Part No.	Description
49-16-2732	6" 3/8" LOW PROFILE™ Pitch, .043" Gauge Saw Chain
49-16-2750	8" 3/8" LOW PROFILE™ Pitch, .043" Gauge Saw Chain
49-16-2817	8" 3/8" LOW PROFILE™ Pitch, .043" Gauge Saw Chain – 3 PK
49-16-2759	10" .325" LOW PROFILE™ Pitch, .043" Gauge Saw Chain
49-16-2723	10" 3/8" LOW PROFILE™ Pitch, .043" Gauge Saw Chain
49-16-2742	12" .325" LOW PROFILE™ Pitch, .043" Gauge Saw Chain
49-16-2744	14" .325" LOW PROFILE™ Pitch, .043" Gauge Saw Chain
49-16-2819	14" .325" LOW PROFILE™ Pitch, .043" Gauge Saw Chain – 3 PK
49-16-2749	14" 3/8" LOW PROFILE™ Pitch, .043" Gauge Saw Chain
49-16-2715	16" 3/8" LOW PROFILE™ Pitch, .043" Gauge Saw Chain
49-16-2752	20" .325" Pitch, .050" Gauge Saw Chain

GUIDE BARS

Part No.	Description
49-16-2733	6" 3/8" LOW PROFILE™ Pitch, .043" Gauge Guide Bar
49-16-2751	8" 3/8" LOW PROFILE™ Pitch, .043" Gauge Guide Bar
49-16-2760	10" .325" LOW PROFILE™ Pitch, .043" Gauge Guide Bar
48-09-5001	10" 3/8" LOW PROFILE™ Pitch, .043" Gauge Guide Bar
49-16-2743	12" .325" LOW PROFILE™ Pitch, .043" Gauge Guide Bar
49-16-2745	14" .325" LOW PROFILE™ Pitch, .043" Gauge Guide Bar
49-16-2756	14" 3/8" LOW PROFILE™ Pitch, .043" Gauge Guide Bar
48-09-3001	16" 3/8" LOW PROFILE™ Pitch, .043" Gauge Guide Bar
49-16-2755	20" .325" Pitch, .050" Gauge Guide Bar

SAW CHAIN & GUIDE BAR SETS

Part No.	Description
49-16-2818	8" 3/8" LOW PROFILE™ Pitch, .043" Gauge Saw Chain and Guide Bar Set
49-16-2820	14" .325" LOW PROFILE™ Pitch, .043" Gauge Saw Chain and Guide Bar Set

PRUNING SHEARS

Part No.	Description
48-44-2769	M12™ Brushless Pruning Shears Replacement Blade
49-17-2765	M12™ Brushless Pruning Shears Holster
48-44-2770	M18™ Brushless Telescoping Pole Pruning Shears Cutting Blade

CUTTING

Part No.	Description
48-00-5233	12" 3 TPI Clean Wood AX™ w/ Carbide Teeth SAWZALL® Blade for Pruning
48-00-5241	6" 6 TPI Multi-Material WRECKER™ w/ Carbide Teeth SAWZALL® Blade
48-00-5242	9" 6 TPI Multi-Material WRECKER™ w/ Carbide Teeth SAWZALL® Blade
48-00-5243	12" 6 TPI Multi-Material WRECKER™ w/ Carbide Teeth SAWZALL® Blade
48-00-5263	12" 8 TPI Thick Metal TORCH™ w/ NITRUS™ Carbide SAWZALL® Blade for Cast Iron
48-00-5363	12" 8 TPI Thick Metal TORCH™ w/ NITRUS™ Carbide SAWZALL® Blades for Cast Iron – 3 PK
48-00-5563	12" 8 TPI Thick Metal TORCH™ w/ NITRUS™ Carbide SAWZALL® Blades for Cast Iron – 5 PK
48-00-5331	6" 3 TPI Clean Wood AX™ w/ Carbide Teeth SAWZALL® Blades for Pruning – 3 PK
48-00-5332	9" 3 TPI Clean Wood AX™ w/ Carbide Teeth SAWZALL® Blades for Pruning – 3 PK
48-00-5333	12" 3 TPI Clean Wood AX™ w/ Carbide Teeth SAWZALL® Blades for Pruning – 3 PK
49-22-1113	13 Pc SAWZALL® Blade Set
49-93-7125	9" DIAMOND MAX™ All Purpose Segmented Turbo Blade
49-93-7540	14" DIAMOND ULTRA™ General Purpose Segmented Turbo Blade
48-40-0720	7-1/4" 24T Framing Wood Circular Saw Blade

SPRAYERS

Part No.	Description
49-16-2727	Replacement Sprayer Hose, Handle & Wand Assembly
49-16-2728	Replacement Sprayer Nozzles
49-16-2729	18" Short Sprayer Wand
49-16-2761	1 Gallon Handheld Sprayer Tank
49-16-2762	2 Gallon Handheld Sprayer Tank
49-16-2764	Handheld Sprayer Shoulder Strap

SOCKET SETS

Part No.	Description
49-66-7009	43 Pc SHOCKWAVE™ Impact Duty 3/8" Drive Metric & SAE 6 Point Standard & Deep Socket Set
49-66-7833	11 Pc SHOCKWAVE™ Impact Duty 1/2" Drive Metric & SAE Lug Nut Wheel Socket Set
49-66-7014	14 Pc SHOCKWAVE™ Impact Duty 1/2" Drive Metric 6 Point Deep Socket Set
49-66-7093	18 Pc SHOCKWAVE™ Impact Duty 1/2" Drive SAE 6 Point Deep Socket Set

AUGER BITS

Part No.	Description
48-13-6702	1/2" SHOCKWAVE™ Impact Duty Lineman's 18" Auger Bit
48-13-6704	5/8" SHOCKWAVE™ Impact Duty Lineman's 18" Auger Bit
48-13-6802	1/2" SHOCKWAVE™ Impact Duty Lineman's 24" Auger Bit
48-13-6804	5/8" SHOCKWAVE™ Impact Duty Lineman's 24" Auger Bit

BITS & CHISELS

Part No.	Description
48-20-3955	1" x 24" x 29" MX4™ SDS Max Bit
48-20-3980	1-3/8" x 18" x 23" MX4™ SDS Max Bit
48-20-7663	8 Pc MX4™ SDS Plus Bit Set
48-20-8404	1/2" x 15" x 21" MX4™ SDS Max Bit
48-20-8488	1-1/2" x 18" x 23" MX4™ SDS Max Bit
48-20-9057	7 Pc Large SHOCKWAVE™ Impact Duty Carbide Hammer Drill Bit Set
48-32-4097	60 Pc SHOCKWAVE™ Impact Duty Drill and Drive Set
48-62-1914	SLEDGE™ SDS Plus Floor Scraper Replacement Kit
48-62-1915	SLEDGE™ SDS Plus Floor Scraper Replacement Blade Kit
48-62-4087	3" x 12" SLEDGE™ SDS Max Scaling Chisel
48-62-4094	4-1/4" x 16-5/8" SDS Max Clay Spade
48-62-4096	6" x 6" x 25" SLEDGE™ SDS Max Floor Scraper
48-62-4252	1" x 16" SLEDGE™ SDS Max Self-Sharpening Flat Chisel
48-62-6046	5" x 10" SLEDGE™ SDS Plus Floor Scraper
48-89-4631	23 Pc SHOCKWAVE™ Impact Duty RED HELIX™ Titanium Drill Bit Set



WORK WEAR



SHIRTS & TEES*



Part No.	Description
414B-L	WORKSKIN™ Lightweight Performance Shirt – Short Sleeve – Black
414G-L	WORKSKIN™ Lightweight Performance Shirt – Short Sleeve – Gray
414HV-L	WORKSKIN™ Lightweight Performance Shirt – Short Sleeve – Hi-Vis
414R-L	WORKSKIN™ Lightweight Performance Shirt – Short Sleeve – Red
415B-L	WORKSKIN™ Lightweight Performance Shirt – Long Sleeve – Black
415G-L	WORKSKIN™ Lightweight Performance Shirt – Long Sleeve – Gray
415HV-L	WORKSKIN™ Lightweight Performance Shirt – Long Sleeve – Hi-Vis
415R-L	WORKSKIN™ Lightweight Performance Shirt – Long Sleeve – Red
603B-L	FREEFLEX™ Hybrid Tee – Short Sleeve – Black
603BL-L	FREEFLEX™ Hybrid Tee – Short Sleeve – Blue
603G-L	FREEFLEX™ Hybrid Tee – Short Sleeve – Gray
603GN-L	FREEFLEX™ Hybrid Tee – Short Sleeve – Green
604B-L	FREEFLEX™ Hybrid Tee – Long Sleeve – Black

Part No.	Description
604BL-L	FREEFLEX™ Hybrid Tee – Long Sleeve – Blue
604G-L	FREEFLEX™ Hybrid Tee – Long Sleeve – Gray
604GN-L	FREEFLEX™ Hybrid Tee – Long Sleeve – Green
605B-L	GRIDIRON™ Pocket T-Shirt – Short Sleeve – Black
605BL-L	GRIDIRON™ Pocket T-Shirt – Short Sleeve – Blue
605BR-L	GRIDIRON™ Pocket T-Shirt – Short Sleeve – Brown
605G-L	GRIDIRON™ Pocket T-Shirt – Short Sleeve – Gray
605GN-L	GRIDIRON™ Pocket T-Shirt – Short Sleeve – Green
606B-L	GRIDIRON™ Pocket T-Shirt – Long Sleeve – Black
606BL-L	GRIDIRON™ Pocket T-Shirt – Long Sleeve – Blue
606BR-L	GRIDIRON™ Pocket T-Shirt – Long Sleeve – Brown
606G-L	GRIDIRON™ Pocket T-Shirt – Long Sleeve – Gray
606GN-L	GRIDIRON™ Pocket T-Shirt – Long Sleeve – Green

HOODIES*



Part No.	Description
350B-L	Heavy Duty Pullover Hoodie – Black
350BL-L	Heavy Duty Pullover Hoodie – Blue
350G-L	Heavy Duty Pullover Hoodie – Gray
350HV-L	Heavy Duty Pullover Hoodie – Hi-Vis
350R-L	Heavy Duty Pullover Hoodie – Red

Part No.	Description
351B-L	FREEFLEX™ Pullover Hoodie – Black
351BL-L	FREEFLEX™ Pullover Hoodie – Blue
351BR-L	FREEFLEX™ Pullover Hoodie – Brown
351G-L	FREEFLEX™ Pullover Hoodie – Gray

* Available in Sizes S – 3X | ** Inseam Sizes: 30, 32, 34. Waist Sizes: 30, 32, 34, 36, 38, 40 | *** Available in Sizes S – 3X. Lengths: Short, Regular, Tall

BASELAYERS*



Part No.	Description
403B-L	WORKSKIN™ Crew Neck Baselayer

Part No.	Description
441B-L	WORKSKIN™ Baselayer Pants

SHERPA-LINED VESTS*



Part No.	Description
801B-L	GRIDIRON™ Sherpa-Lined Vest – Black

Part No.	Description
801BR-L	GRIDIRON™ Sherpa-Lined Vest – Brown

JACKETS*



Part No.	Description
256B-L	FREEFLEX™ Jacket – Black

Part No.	Description
312B-L	FREEFLEX™ Softshell Hooded Jacket – Black

PANTS**



Part No.	Description
701G-3232	Heavy Duty Flex Work Pants – Regular Fit – Gray

Part No.	Description
701K-3232	Heavy Duty Flex Work Pants – Regular Fit – Khaki

BIB OVERALLS***



Part No.	Description
262B-LS	FREEFLEX™ Insulated Bib Overalls – Black
262B-LR	FREEFLEX™ Insulated Bib Overalls – Black

Part No.	Description
262B-LT	FREEFLEX™ Insulated Bib Overalls – Black

GAITERS



Part No.	Description
424G	WORKSKIN™ Performance Neck Gaiter – Gray

Part No.	Description
424R	WORKSKIN™ Performance Neck Gaiter – Red

HATS, BEANIES & HARD HAT LINERS



Part No.	Description
425G	WORKSKIN™ Warm Weather Hard Hat Liner
502B	Fleece Lined Knit Hat – Black
502G	Fleece Lined Knit Hat – Gray
502R	Fleece Lined Knit Hat – Red
503B	Cuffed Beanie – Black
503HV	Cuffed Beanie – Hi-Vis
503R	Cuffed Beanie – Red
504B-SM	Fitted Hat – Black
504B-LXL	Fitted Hat – Black
504G-SM	Fitted Hat – Gray
504G-LXL	Fitted Hat – Gray

Part No.	Description
504R-SM	Fitted Hat – Red
504R-LXL	Fitted Hat – Red
505B	GRIDIRON™ Snapback Trucker Hat – Black
505G	GRIDIRON™ Snapback Trucker Hat – Gray
507BL-SM	WORKSKIN™ Performance Fitted Hat – Blue
507BL-LXL	WORKSKIN™ Performance Fitted Hat – Blue
507DG-SM	WORKSKIN™ Performance Fitted Hat – Dark Gray
507DG-LXL	WORKSKIN™ Performance Fitted Hat – Dark Gray
507G-SM	WORKSKIN™ Performance Fitted Hat – Gray
507G-LXL	WORKSKIN™ Performance Fitted Hat – Gray



SAFETY & PERSONAL PROTECTIVE EQUIPMENT



GLOVES



Part No.	Description
48-73-7002	High-Dexterity Cut Level 6 Nitrile Dipped Gloves – L
48-73-7012	High-Dexterity Cut Level 7 Nitrile Dipped Gloves – L
48-73-7022	High-Dexterity Cut Level 8 Nitrile Dipped Gloves – L
48-73-7032	High-Dexterity Cut Level 9 Nitrile Dipped Gloves – L
48-22-8902	Cut Level 1 Nitrile Dipped Gloves – L
48-22-8927	Cut Level 2 Nitrile Dipped Gloves – L
48-22-8932	Cut Level 3 Nitrile Dipped Gloves – L
48-22-8947	Cut Level 4 Nitrile Dipped Gloves – L
48-22-8952	Cut Level 5 Nitrile Dipped Gloves – L
48-22-8732	Wrecking Work Gloves – L

Part No.	Description
48-22-8772	Impact Cut Level 3 Goatskin Leather Gloves – L
48-22-8782	Impact Cut Level 5 Goatskin Leather Gloves – L
48-73-0012	Goatskin Leather Gloves – L
48-73-0022	Leather Performance Gloves – L
48-22-8912	Cut Level 1 Winter Dipped Gloves – L
48-73-7922	Cut Level 2 Winter Dipped Gloves – L
48-22-8922	Cut Level 3 Winter Dipped Gloves – L
48-73-7942	Cut Level 4 Winter Dipped Gloves – L
48-73-7952	Cut Level 5 Winter Dipped Gloves – L

Additional styles and sizes available (S – XXL)

KNEE PADS



Part No.	Description
48-73-6051	Stabilizer Performance Knee Pads
48-73-6030	Dynamic Knee Pad w/ Wide Strap

Part No.	Description
48-73-6010	Dynamic Knee Pad
48-73-6000	Mobility Knee Pad

CUT SLEEVES



Part No.	Description
48-73-9030	Cut Level 3 Protective Sleeves – 16"
48-73-9031	Cut Level 3 Protective Sleeves – 18"

Part No.	Description
48-73-9050	Cut Level 5 Protective Sleeves – 16"
48-73-9051	Cut Level 5 Protective Sleeves – 18"

SAFETY VESTS



Part No.	Description
48-73-5022	Class 2 Safety Vest Yellow – L/XL
48-73-5042	Class 2 Performance Safety Vest Yellow – L/XL

Additional styles and sizes available (S/M – 4XL/5XL)

Part No.	Description
48-73-5112	Class 2 Mesh Safety Vest Yellow – L/XL
48-73-5162	Class 2 Surveyor's Safety Vest Yellow – L/XL

SAFETY GLASSES



Part No.	Description
48-73-2045	Performance Safety Glasses w/ Gasket – Polarized Fog-Free Lenses
48-73-2020	Performance Safety Glasses – Clear Fog-Free Lenses
48-73-2010	Safety Glasses – Clear Anti-Scratch Lenses

Part No.	Description
48-73-2105	Safety Glasses – Gray Anti-Scratch Lenses
48-73-2017	Safety Glasses – Tinted Fog-Free Lenses

HEARING PROTECTION



Part No.	Description
48-73-3201	Banded Ear Plugs
48-73-3001	10 Pairs Ear Plugs

Part No.	Description
48-73-3151	3 Pairs Reusable Corded Ear Plugs

RESPIRATORS



Part No.	Description
48-73-4001	1 Pk N95 Valved Respirator w/ Gasket
48-73-4004	10 Pk N95 Valved Respirator w/ Gasket
48-73-4011	1 Pk N95 Valved Respirator

Part No.	Description
48-73-4014	10 Pk N95 Valved Respirator
48-73-4031	1 Pk N95 Respirator
48-73-4034	10 Pk N95 Respirator

CUSTOMIZE YOUR PPE

- INTERACTIVE
- ADD YOUR LOGO
- EASY ORDERING



**SCAN TO
LEARN MORE**

or visit <https://qr.mke.tl/24knk>



SAFETY & PERSONAL PROTECTIVE EQUIPMENT



BOLT™
SECURE ACCESSORIES
SIMULTANEOUSLY

The MILWAUKEE® BOLT™ System allows you to secure accessories simultaneously. Built on the MILWAUKEE® BOLT™ Helmets and Hard Hats, this versatile system allows you to use multiple accessories at once. If the job changes, you can quickly swap out accessories, providing you protection and efficiency on the jobsite. The MILWAUKEE® BOLT™ System allows you to secure accessories simultaneously, so you can STAY SAFE STAY PRODUCTIVE.™

SAFETY HELMETS



Part No.	Description
48-73-1300	BOLT™ White Vented Safety Helmet – Type II, Class C

Additional colors and styles available

Part No.	Description
48-73-1320	BOLT™ White Front Brim Vented Safety Helmet – Type II, Class C

HARD HATS



Part No.	Description
48-73-1220	BOLT™ White Front Brim Vented Hard Hat w/ 6pt Ratcheting Suspension - Type 1, Class C
48-73-1221	BOLT™ White Full Brim Vented Hard Hat w/ 6pt Ratcheting Suspension - Type 1, Class C

Additional colors and styles available

Part No.	Description
48-73-1200	BOLT™ White Front Brim Vented Hard Hat w/ 4pt Ratcheting Suspension – Type I Class C
48-73-1201	BOLT™ White Full Brim Vented Hard Hat w/ 4pt Ratcheting Suspension – Type I Class C

EYE AND FACE PROTECTION



Part No.	Description
48-73-1410	BOLT™ Eye Visor – Clear Dual Coat Lens*
48-73-1411	BOLT™ Eye Visor – Clear Dual Coat Lens†
48-73-1415	BOLT™ Eye Visor – Tinted Dual Coat Lens*
48-73-1416	BOLT™ Eye Visor – Tinted Dual Coat Lens†
48-73-1420	BOLT™ Full Face Shield – Clear Dual Coat Lens*

**Compatible with MILWAUKEE® Safety Helmets and Hard Hats*

***Compatible with MILWAUKEE® Safety Helmets [No Brim]*

†Compatible with MILWAUKEE® Safety Helmets

Part No.	Description
48-73-1421	BOLT™ Full Face Shield – Clear Dual Coat Lens (No Brim)**
48-73-1425	BOLT™ Full Face Shield – Gray Dual Coat Lens*
48-73-1426	BOLT™ Full Face Shield – Gray Dual Coat Lens (No Brim)**
48-73-1430	BOLT™ Full Face Shield – Metal Mesh*
48-73-1431	BOLT™ Full Face Shield – Metal Mesh (No Brim)**

EARMUFFS



Part No.	Description
48-73-3250	BOLT™ 24 dB Earmuffs

Part No.	Description
48-73-3251	BOLT™ 26 dB Earmuffs

SUN PROTECTION



Part No.	Description
48-73-1070	BOLT™ Sunshade
48-73-1072	BOLT™ Sun Visor w/ Sunshade

Part No.	Description
48-73-1073	BOLT™ Sun Visor

HAND TOOLS



CHALK REELS



Part No.	Description
48-22-3982	100ft Bold Line Chalk Reel & Blue Chalk Refill
48-22-3986	100ft Bold Line Chalk Reel & Red Chalk Refill
48-22-3910	100ft Extra Bold Large Capacity Chalk Reel

CONCRETE LEVELS



Part No.	Description
MLCON24	24" REDSTICK™ Concrete Level
MLCON48	48" REDSTICK™ Concrete Level
MLCON72	72" REDSTICK™ Concrete Level

HAMMERS



Part No.	Description
48-22-9310	3 lbs Fiberglass Drilling Hammer
48-22-9016	17oz Milled Face Hammer

FASTBACK™ KNIVES



Part No.	Description
48-22-1505	FASTBACK™ 6in1 Folding Utility Knife
48-22-1540	FASTBACK™ 5in1 Folding Knife

MEASURING WHEEL



Part No.	Description
48-22-5112	12" Digital Measuring Wheel

PLIERS



Part No.	Description
48-22-6502	9" High Leverage Lineman's Pliers

TAPE MEASURES



Part No.	Description
48-22-9725	25ft STUD™ Tape Measure with 17' Reach*
48-22-9735	35ft STUD™ Tape Measure with 17' Reach*
48-22-0225	25ft Wide Blade Tape Measure with 17' Reach*
48-22-0235	35ft Wide Blade Tape Measure with 17' Reach*
48-22-0240	40ft Wide Blade Tape Measure with 17' Reach*

INKZALL™ MARKERS



Part No.	Description
48-22-3102	2 Pc INKZALL™ Medium Point Black Jobsite Marker
48-22-3260	INKZALL™ Extra Large Chisel Tip Black Jobsite Marker
48-22-3250	3 Pc INKZALL™ Large Chisel Tip Black Jobsite Markers

**Based on Maximum Extension of Average Professional User*

PACKOUT™

MOST VERSATILE
DURABLE
MODULAR STORAGE SYSTEM

SITE



TRANSIT



SHOP



**BUILD
YOUR SYSTEM**



PACKOUT™ MODULAR STORAGE SYSTEM



48-22-8426
PACKOUT™ Rolling Tool Box



48-22-8415
PACKOUT™ 2-Wheel Cart



48-22-8428
PACKOUT™ Rolling Tool Chest



48-22-8410
PACKOUT™ Dolly



48-22-8429
PACKOUT™ XL Tool Box



48-22-8425
PACKOUT™ Large Tool Box



48-22-8424
PACKOUT™ Tool Box



48-22-8450
PACKOUT™ Tool Case
w/ Customizable Insert



48-22-8445
PACKOUT™ Cabinet



48-22-8442
PACKOUT™ 2-Drawer Tool Box



48-22-8443
PACKOUT™ 3-Drawer Tool Box



48-22-8440
PACKOUT™ Crate



48-22-8422
PACKOUT™ Compact Tool Box



48-22-8460
PACKOUT™ 16QT Compact Cooler



48-22-8045
PACKOUT™ Tool Tray



48-22-8432
PACKOUT™ Deep Organizer



48-22-8430
PACKOUT™ Organizer



48-22-8435
PACKOUT™ Compact Organizer

PACKOUT™ MODULAR STORAGE SYSTEM CONT'D



48-22-8431
PACKOUT™ Low-Profile
Organizer



48-22-8436
PACKOUT™ Low-Profile
Compact Organizer



48-22-8310
PACKOUT™
10" Tote



48-22-8315
PACKOUT™
15" Tote



48-22-8320
PACKOUT™
20" Tote



48-22-8321
PACKOUT™
15" Tool Bag



48-22-8322
PACKOUT™
20" Tool Bag



48-22-8302
PACKOUT™
Cooler



48-22-8462
PACKOUT™
40qt XL Cooler



48-22-8301
PACKOUT™
Backpack



48-22-8300
PACKOUT™
Tech Bag



48-22-8487
PACKOUT™
Large Wall Plate



48-22-8486
PACKOUT™
Compact Wall Plate



48-22-8488
PACKOUT™
Customizable Work Top



48-22-8480
PACKOUT™
Racking Kit



48-22-8481
PACKOUT™
Racking Shelf



48-22-8485
PACKOUT™
Mounting Plate



48-22-8330
PACKOUT™
9" Straight Hook



48-22-8331
PACKOUT™
6" Curved Hook



48-22-8332
PACKOUT™
Wide Hook



48-22-8333
PACKOUT™
4" S-Hook



48-22-8334
PACKOUT™
4" Straight Hook



48-22-8335
PACKOUT™
3" Curved Hook



48-22-8343
PACKOUT™
Tool Station



48-22-8349
PACKOUT™ Long
Handle Tool Rack



48-22-8339
PACKOUT™ M18™
Battery Rack



48-22-8338
PACKOUT™ M12™
Battery Rack



48-22-8340
PACKOUT™
Tool Rack



48-22-8341
PACKOUT™
Screwdriver Rack



48-22-8337
PACKOUT™
Roll Holder



48-22-8347
PACKOUT™
Compact Shelf



48-22-8336
PACKOUT™
Organizer Cup



2357-20
M18™ PACKOUT™
Light/Charger



2950-20
M18™ PACKOUT™
Radio + Charger



48-59-1809
M18™ PACKOUT™
Six Bay Rapid Charger



M18™ FUEL
0970-20
PACKOUT™ 2.5 Gal
Wet/Dry Vacuum



TOOL REPAIR OPTIONS

1



eSERVICE

The 24/7 solution for quick, convenient repairs; best for smaller tool quantities

**SUBMIT
INFO**



Fill out tool and user information at milwaukeetool.com/eservice

**PRINT
LABEL**



Print a free FedEx shipping label for the Milwaukee Tool repair facility

**GET
TOOL**



Your repaired tool will be returned directly to you – no need to pick it up

2



FACTORY SERVICE CENTERS

- Fast turn-around: get your tool back in 7 – 10 business days
- Repairs under warranty are covered at no charge
- Repairs performed by factory-trained technicians are done using only genuine MILWAUKEE® parts
- Refer to back page for Factory Service Center locations

3

AUTHORIZED SERVICE CENTERS

- Hundreds of locations throughout the U.S.
- Repairs under warranty are covered at no charge
- Repairs performed by factory-authorized technicians using only genuine MILWAUKEE® parts
- For Authorized Service Center locations, refer to milwaukeetool.com/Support/Find-A-Service-Center

**AUTHORIZED
SERVICE
CENTERS**



or visit <https://qr.mke.tl/26yy2>

FACTORY SERVICE CENTERS

Benefit from a face-to-face experience with professional representatives and service technicians, whether your repair needs are large or small. Factory Service Centers also carry the widest variety of MILWAUKEE® Tools and Accessories for all your needs.

1-800-SAWDUST (1-800-729-3878)

Anaheim

1130 N Magnolia
Anaheim, CA 92801

Atlanta

6155 Jimmy Carter Blvd
Suite F2
Norcross, GA 30071

Boston

949 Providence Hwy
Norwood, MA 02062

Charlotte

510 Eagleton Downs
Suite A
Pineville, NC 28134

Chicago

6310 Gross Point Road
Niles, IL 60714

Cleveland

8200 Sweet Valley Drive
Suite 108
Valley View, OH 44125

Dallas

1625 W Mockingbird Lane
Unit 205
Dallas, TX 75235

Denver

2500 W 8th Avenue
Unit E
Denver, CO 80204

Greenwood

2198 Southtech Drive
Greenwood, IN 46143

Houston

3566 West T.C. Jester Blvd
Houston, TX 77018

Las Vegas

6738 W Sunset Road
Bldg A, Suite 170
Las Vegas, NV 89118

Miami

8840 NW 24th Ter
Doral, FL 33172

Minneapolis/St. Paul

9705 Valley View Road
Eden Prairie, MN 55344

Milwaukee

13145 W Lisbon Road
Brookfield, WI 53005

New York City

30-68 Whitestone Expressway
Flushing, NY 11354

Philadelphia

711 – 713 West Chester Pike
Havertown, PA 19083

San Antonio

14329 San Pedro Avenue
Suite D
San Antonio, TX 78232

San Diego

4229 Ponderosa Avenue
Suite A
San Diego, CA 92123

SF/Oakland Bay Area

2341 Lincoln Avenue
Hayward, CA 94545

Seattle

5963 Corson Avenue South
Suite 104
Seattle, WA 98108

Washington D.C.

11900 Baltimore Avenue
Suite B
Beltsville, MD 20705

WARRANTY & REPAIR INFORMATION

WARRANTY REPAIR

Free repairs for MILWAUKEE® products defective in material or workmanship and within their warranty period.

- Date code of product will be used to determine if product is within warranty period
- Proof of purchase from an authorized MILWAUKEE® distributor will be required for warranty verification if date code is over warranty period

Product Warranties

Warranty Period	Product Covered
5-Year Limited	Portable Power Tools, Test & Measurement, Air Nailer, Stapler
3-Year Limited	Outdoor Power Equipment
2-Year Limited	Airless Paint Sprayer, Portable Generator, Light Equipment, MX FUEL™ Equipment
1-Year Limited	M12™ Heated Gear, Hoist, Reconditioned Product, Jobsite Radios, Sprayers
Lifetime Limited	Hand Tools

Battery Warranties

Warranty Period	Product Covered
3-Year	M12™, M18™ and M28™ REDLITHIUM™ XC Battery Packs M28™ XC Lithium-Ion Battery Packs
2-Year	M4™, M12™ and M18™ REDLITHIUM™ CP2.0 Battery Packs, M12™ and M18™ REDLITHIUM™ CP1.5 Battery Packs, M12™ and M18™ Compact Lithium-Ion Battery Packs, V4 Lithium-Ion Battery Packs, MX FUEL™ Battery Packs
2-Year – Plus, 3-Year Prorated	V18 V-Technology Lithium-Ion Battery Packs Serial # Prefix “A95”, V28 V-Technology Lithium-Ion Battery Packs
1-Year	Ni-Cd, Ni-Cd Super Tough, Ni-Cd Power-Plus, Ni-MH Battery Packs, V18 V-Technology Lithium-Ion Battery Packs Serial # Prefix “E95”

Products not covered under 30-Day Satisfaction Policy:

- Panel Saws
- Mag Stands
- Diamond Drilling Equipment
- Sprayers
- Breaker/Demo Hammers
- Obsolete Tools
- Drain Cleaning
- Reconditioned Tools
- Accessories
- FORCE LOGIC™
- Hoist and Trolleys
- Service Parts
- Batteries (unless part of eligible tool kit)

IS MY TOOL COVERED UNDER WARRANTY?

YES	NO
WARRANTY SERVICE: <ul style="list-style-type: none"> ■ Free repairs or replacements for MILWAUKEE® products defective in material or workmanship ■ Qualifying products must be within their specific warranty period 	LIGHTNING MAX REPAIR: <p>Speed: Repairs in 7 – 10 business days</p> <p>Pay Less Not More: Guaranteed to never pay more than the quoted Lightning Max Repair price</p> <p>Reliability: All repairs are serviced by experienced, certified factory technicians</p> <p>Quality: Only genuine MILWAUKEE® parts used</p>

BEST WARRANTY IN INDUSTRY



Visit milwaukee.com for more details

*Warranty varies based upon product category

[illegible]

[illegible]



milwaukeetool.com

©2025 Milwaukee Tool