




DIGIT

SMART TECH BATTERY

510 THREAD + TYPE-C CHARGING



**DIGITAL
SCREEN**



**TWIST
DIAL**



**BATTERY
INDICATOR**




**TECH
GRIP**



**AUTO
OFF**

HOW TO USE THE DIGIT



POWER BUTTON

To turn on, press the power button 5x fast.

The Digit will automatically shut off after 10 minutes.



FLEX TEMP

Use the twist dial on the bottom to select your preferred temperature level. The screen will reflect your changes.



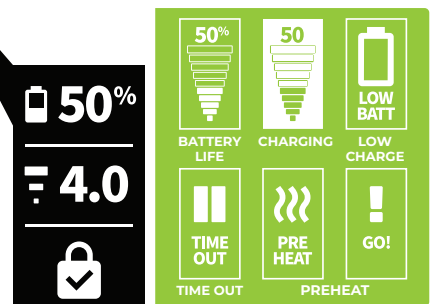
PREP MODE

To start press the power button twice. Indicator light will gradually change color. To end press power button once.



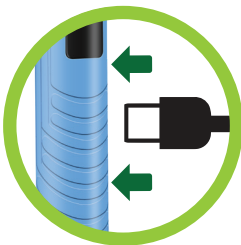
DIGITAL SCREEN

Press button 4x for an expanded battery view. Control voltage with the twist dial.



HOW TO CHARGE

The Digit does not include a charger, this is only the device. However, it can be charged with an Ooze Smart USB Charger or a type-c charging cable.



Type-C:

Plug a Type-C charging cord into the port located on the bottom of the device.

USB Smart Charger:

Screw the 510 charger into the universal port. Plug the charger in using a wall adapter.



Important Safeguards:

Device is intended for indoor charging only. Only charge using a wall outlet.

WARRANTY INFORMATION

Enter the 6 digit authentication code printed on your battery at, oozelifelife.com/apps/product-registration to register your product.

DIGIT

SMART TECH BATTERY