



**Archer®**  
61-3/4" freestanding Heated BubbleMassage™ air  
bath  
**K-2593-GH**

### Features

- 118 to 122 airjets release thousands of heated bubbles that surround and support the body in a warm massage
- Automatic and manual purge cycles remove residual water from air channels after use
- Variable-speed blower lets you adjust massage intensity to 18 levels
- Freestanding design creates a striking focal point in your bathing area
- Integral lumbar support
- Slotted overflow allows for deep soaking
- Coordinates with other products in the Archer collection
- Built-in 600W BubbleMassage™ heater warms humidified air before it enters the bath
- Automatic and manual purge cycles remove residual water from air channels after use

### Material

- Acrylic

### Technology

- Auto-shutoff timer on blower allows users to enjoy Heated BubbleMassage™ experience for 60 minutes before turning off
- User interface: electronic keypad control

### Installation

- Reversible drain
- Freestanding
- End ledge allows for deck-mounting capabilities for faucets
- PureFlo drains are not recommended for a deck-mount faucet installation

### Required Products/Accessories

K-7271 Brass Slotted Overflow Bath Drain

or

K-7272 PVC Slotted Overflow Bath Drain

### Recommended Products/Accessories

K-23726 Drain treatment

K-23732 Tub & shower cleaner

K-31797 Slotted overflow bath drain kit

K-31795 Slotted overflow above-the-floor bath drain kit



### Codes/Standards

ASME A112.19.7/CSA B45.10

CSA B45.5/IAPMO Z124

ASTM E162

ASTM E662

UL 1795

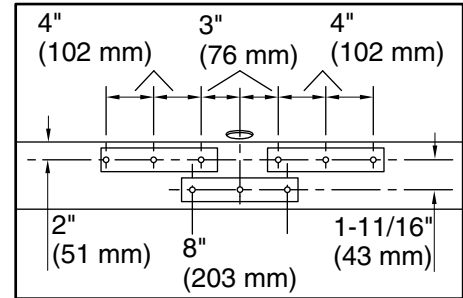
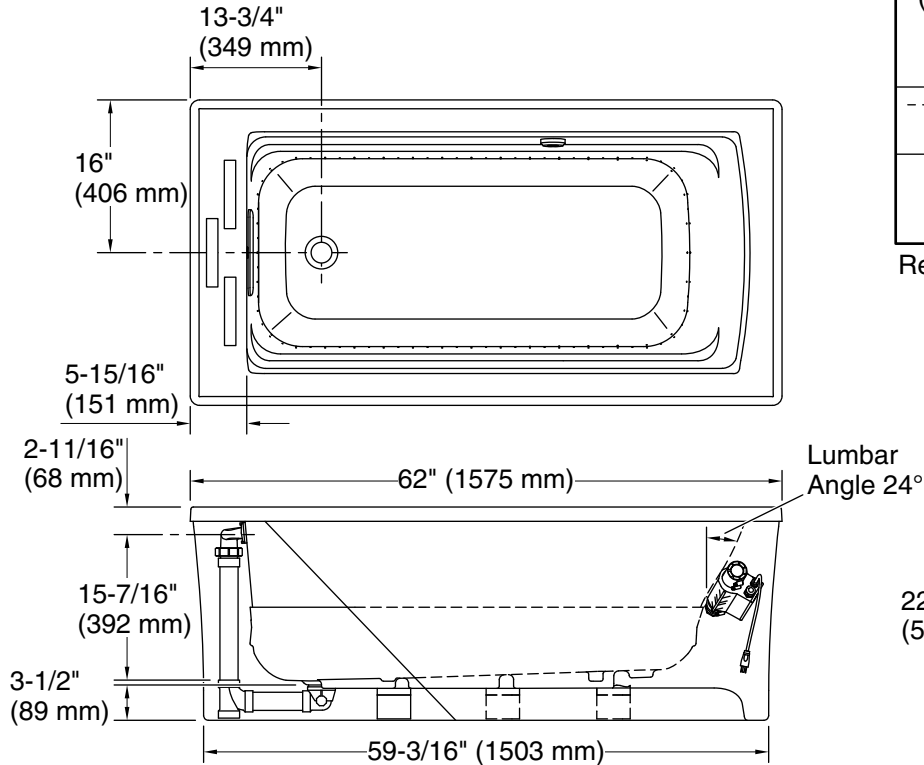
CSA C22.2 No. 218.2

**KOHLER® Plastic Baths and  
Shower Bases Lifetime Limited  
Warranty KOHLER® Hydrotherapy  
Components Five-Year Limited  
Warranty**

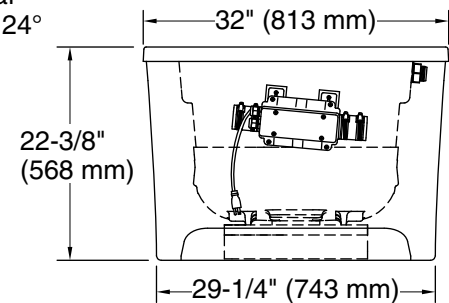
See website for detailed warranty information.

No change in measurements if connected with drain illustrated. (K-37386)

□ Recommended Faucet Location



Recommended Faucet Hole Location



## Required Electrical Service

Two dedicated circuits required, protected with Class A Ground-Fault Circuit-Interrupter (GFCI). Outside North America, this device may be known as a Residual Current Device (RCD).

Blower: 120 V, 15 A, 60 Hz  
Heater: 120 V, 15 A, 60 Hz

## Technical Information

All product dimensions are nominal.

Installation: Freestanding  
Drain location: Reversible  
Basin area, bottom: 45-1/8" x 19-11/16" (1146 mm x 500 mm)  
Basin area, top: 52-3/4" x 25-5/16" (1340 mm x 643 mm)  
Weight: 105 lbs (47.6 kg)  
Minimum floor load: 43.8 lbs/ft² (213.9 kg/m²)  
Water depth: 15-1/16" (383 mm)  
Water capacity: 58 gal (219.6 L)  
Template: Footprint, 1265460, not required, not included

## Notes

Measure your actual product for rough-in details.

Install this product according to the installation instructions.

The hot water supply should be 70% of the capacity of the bath or greater. Installations will vary.

This bath is designed for freestanding installation only.

If installing a rim-mount faucet, make sure there is no interference above or below the deck before drilling any holes.

Electrical component Blower: 120 V, 10 A, 60 Hz

1-800-4KOHLER (1-800-456-4537)

Kohler Co. reserves the right to make revisions without notice to product specifications.

For the most current Specification Sheet, go to [www.kohler.com](http://www.kohler.com).

8-9-2023 23:34 - US/CA