

料号：40800111

P2-快安指南(中性中英文通用版)-V1.0版本

成品单页尺寸：100x170mm 展开尺寸：300x170mm

材质：80g双胶纸 工艺：正反面单色印刷(不覆膜)3折页

蓝色线宽不印刷仅示意尺寸

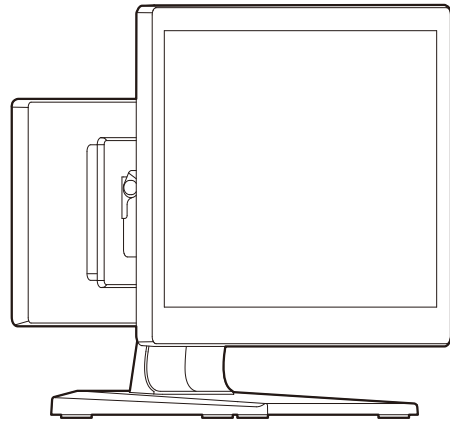
注意事项 Safety Warning

- 为了避免不必要的伤害，在使用设备以前，请先阅读本操作指南以确保正确和安全使用；
Please read the instructions carefully before using the product to ensure proper and safe use.
 - 请使用本制造商认可且与此型号设备配套的配件，使用未经本制造商认可的电源，可能引发火灾、爆炸或其他危险；
Please use the accessories approved by the manufacturer and matched with this model of device, the use of power supply not approved by the manufacturer may cause fire, explosion or other hazards.
 - 请在设备规定使用温度下使用，当环境温度过高或过低时，有可能会引起设备故障；
Please use the device under the specified operating temperature, when the ambient temperature is too high or too low, it may cause equipment failure.
 - 切勿自行拆卸产品或其配件，若设备或其任何部件不能正常工作，应及时咨询本公司售后服务，或将设备送到售后服务网点进行检测与维修；
Please do not disassemble the product or its accessories by yourself, if the device or any of its parts do not work properly, you should promptly consult our after-sales service, or send it to the after-sales service network for testing and repair.
 - 如果设备在使用或储存中发现有异味、过热、变色、变形等异常现象，请立即将电源适配器拔开并停止使用；
Please unplug the power adapter and stop using it immediately if it is found abnormalities such as odor, overheating, discoloration, deformation, etc. during use or storage.
 - 请勿在雷电期间安装或使用，否则会有被雷电电击的危险；
Please do not install or use during lightning, otherwise there will be the risk of lightning strike.
 - 严禁在存有任何潜在爆炸性气体的场所使用。
Using the machine with potential explosive gas is strictly prohibited.
- ⚠警告：在居住环境中，运行此设备可能会造成无线电干扰。

保修说明 Warranty

- 欢迎使用智能终端系列产品，您所购买的产品在正常使用的情况下，凡是由原材料或生产过程中造成的质量问题，自购买之日起一年内公司负责免费维修。凡是由于用户不按本操作指南的要求自行安装、拆卸或不正确使用而造成的损坏，本公司可提供维修，但收取相应的服务费及零件费。
- Welcome to use the smart terminal series products. Under normal use of the products you have purchased, the company is responsible for free maintenance within one year from the date of purchase for any quality problems caused by raw materials or the production process. Where the damage is caused by the user's own installation, disassembly or incorrect use without following the requirements of this operation guide, the company can provide maintenance, but charge for the corresponding service and parts.
- 正常情况下主机保修期为12个月（零配件三个月），（具体情况以销售合同为准）。
Under normal circumstances, the host warranty period is 12 months (three months for spare parts), (the specific circumstances of the sales contract shall prevail).
 - 用户在产品质保期内,在正常使用情况下（由本公司技术人员判定），对损坏或发生故障的保修零部件免费保修。
During the warranty period, under normal use (as determined by the company's technical staff), the warranty parts of the damage or failure free of charge.
 - 在保修期内,设备发生故障时,可将设备寄往我司维修点进行维修，运费由寄方承担。
During the warranty period, the equipment that breaks down can be sent to our maintenance point for repair, and the shipping cost will be borne by the sender.
 - 在保修期内，曾经由我公司以外的维修人员修理、拆卸或更改过产品，或安装不当、用户使用不当、序列号破损、意外事件或自然灾害等原因引起的故障不属于保修范围。
During the warranty period, the product has been repaired, disassembled or changed by maintenance personnel outside our company, or the failure caused by improper installation, improper use, broken serial number, accidental events or natural disasters is not covered by the warranty.
 - 在维修时请出示设备SN及购货凭证，我司保留对以上内容的解释权。
Please show the equipment SN and proof of purchase when repairing, our company reserves the right to explain the above.

操作指南 User Manual



V1.0

170 mm

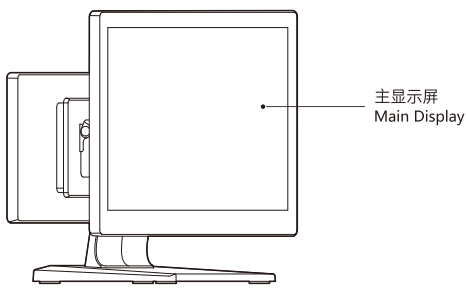
正面

100 mm

封面

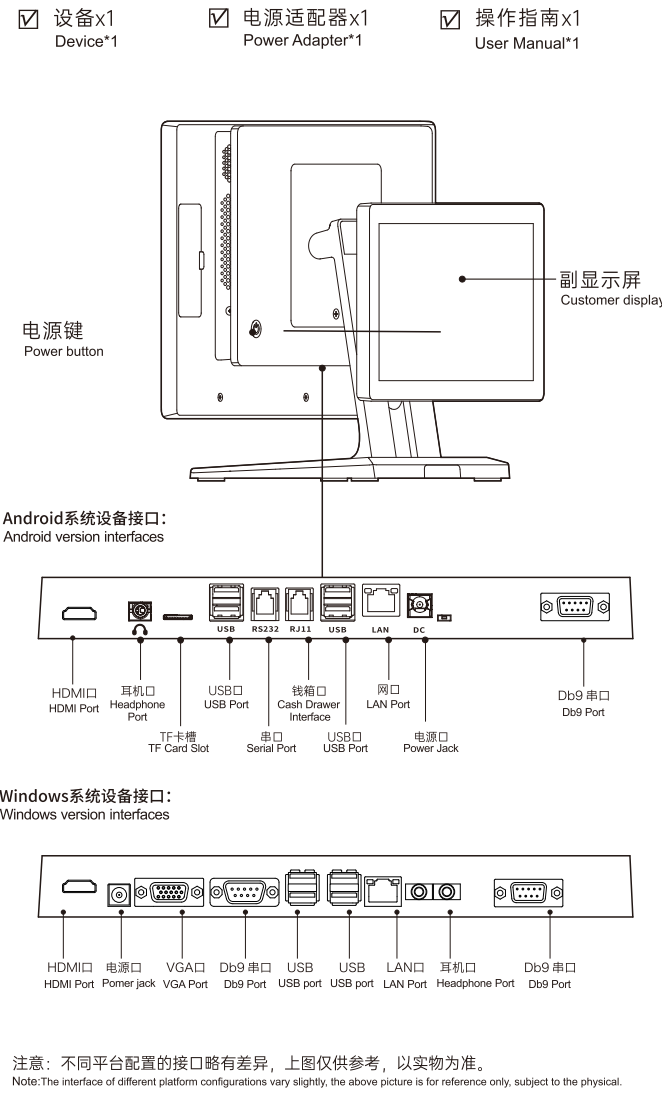
100 mm

产品简介 Product Introduction

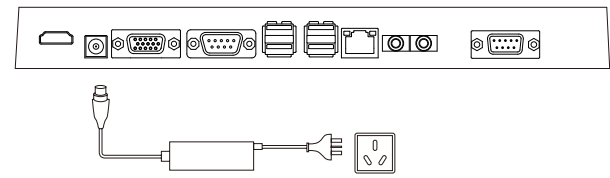


开机 Power on	设备在关机状态下短按电源键开机； Under shut down state, short press then it would start up.
关机 Shutdown	Android系统设备在开机状态下长按电源键直至出现关机提示，点击关机； Windows系统设备在开机状态下点击WIN图标，再点击电源键，点击关机； Android system device in the boot state long press the power button until the shutdown prompt appears, click to shutdown; Windows system device in the boot state click the WIN icon, then click the power button to shutdown.
重启 Reboot	Android系统设备在开机状态下长按电源键直至出现重启提示，点击重启； Windows系统设备在开机状态下点击WIN图标，再点击电源键，点击重启； Android system device in the boot state long press the power button until the reboot prompt appears, click to reboot; Windows system device in the boot state click the WIN icon, then click the power button to reboot.
关屏 Screen off	设备在正常工作状态下轻按一下电源键，屏幕会被关闭； Under the normal working state, tap the power button then screen will be turned off.
休眠 Hibernate	设备在正常工作状态下设置系统休眠后可触发休眠模式； Under the normal working state, setting the system to hibernate.
唤醒 Wake up	设备在休眠状态下轻按一下电源键，屏幕点亮系统唤醒； Under the hibernation state, light press on the power button then the device will wake up.
强制关机 Forced shutdown	设备在开机状态下长按电源键8秒以上，设备强制关机。 Under the power-on state, long press the power button for 8 seconds+, the device forced to shut down.

包装清单 Package Content



安装介绍 Installation



电源线、外设及通信线连接说明

Power cable, peripherals and communication cable connection

- 将标配电源适配器的接口插入到设备的电源口，将另一端插入到交流电插口
Insert the interface of the standard power adapter into the power port, the other end into the AC power socket.
- 根据实际需求将外设通讯线、网线、USB线、串口线等连接至设备的相应接口上。
Connect the peripheral, network, USB, serial, etc. to the corresponding interface according to the actual demand.

声明 Statement

- 操作系统仅支持官方升级，如用户自行刷成非官方系统而导致的安全风险和损失由用户负责；
The operating system only supports official upgrades, and users are responsible for any security risks and losses caused by brushing into unofficial systems on their own.
- 用户未按本操作指南中所列的正确方式使用设备或使用非官方渠道购买的配件所造成的损失由用户负责；
The users are responsible for any loss caused by the use and maintenance beyond of this guide or using accessories purchased through unofficial channels.
- 操作指南内容如有变动恕不事先通知，具体配置请以实物为准。
The contents of this manual are subject to amend without prior notice, and the specific configuration shall prevail in kind.

FCC Warning

This device complies with part 15 of the FCC Rules. Operation is subject to the following two conditions: (1) This device may not cause harmful interference, and (2) this device must accept any interference received, including interference that may cause undesired operation.

Note: This equipment has been tested and found to comply with the limits for a Class A digital device, pursuant to part 15 of the FCC Rules. These limits are designed to provide reasonable protection against harmful interference when the equipment is operated in a commercial environment. This equipment generates, uses, and can radiate radio frequency energy and, if not installed and used in accordance with the instruction manual, may cause harmful interference to radio communications. Operation of this equipment in a residential area is likely to cause harmful interference in which case the user will be required to correct the interference at his own expense.

Note: The Grantee is not responsible for any changes or modifications not expressly approved by the party responsible for compliance. such modifications could void the user's authority to operate the equipment.

The device has been evaluated to meet general RF exposure requirement.
To maintain compliance with FCC's RF exposure guidelines, the distance must be at least 20 cm between the radiator and your body, and fully supported by the operating and installation

