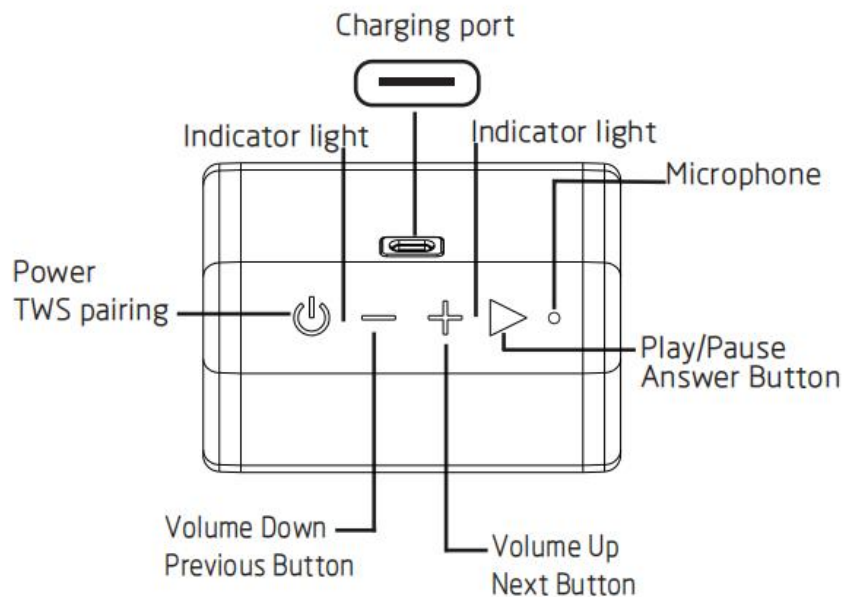


# Bobtot<sup>®</sup>

Outdoor Portable Wireless Speaker  
**Quick Start Guide**  
Triangle

## Device Overview



## Buttons and Ports

### 🔌 Power/TWS

Long press to turn the speaker on/off.

Double click to TWS ,connect or disconnect with two speakers.

### — Volume Down/Previous Button

Short Press to turn down the volume

Long Press to go to previous song

### + Volume Up/Next Button

Short Press to turn up the volume

Long Press to go to next song.

### ▶ Mode/Pause/Play

Short press to pause/play the music.

Short press to accept an incoming call.

Long press to reject an incoming call.

Long press 2s disconnect with BT.

Double click to call back.

## Charging Your Device

Plug the included USB type-C cable into the speaker's charging port, and connect the other end of the cable to a power adapter (not included). Allow approximately 2.5 hours to full charge the battery.

The indicate light is red color when it's charging.  
The red light will be off when it's full charged.


Note: We recommend using a USB wall adapter with a DC 5V=1A output.

Charging port(USB Type-C)



## Initial Setup

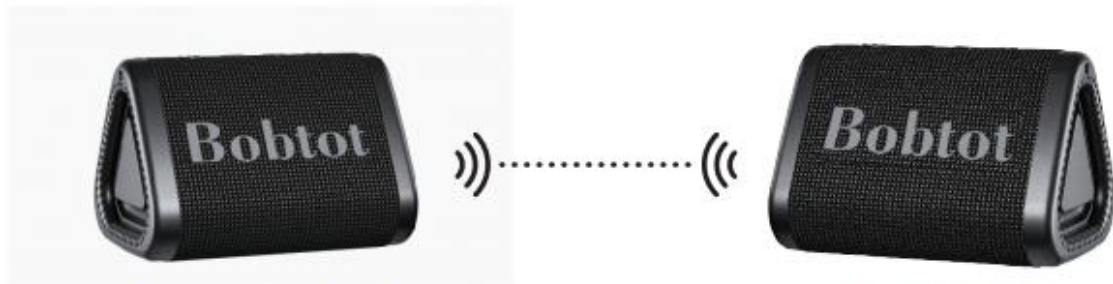


1. Once your speaker is fully charged, press and hold the  Power button until you hear a voice prompt indicating the device has entered BT pairing mode.
2. On your smartphone or tablet, search for the BT device named "Triangle" and tap to connect.
3. A prompt will play once pairing is successful.

### Note:

1. When you turn on the speaker but no connection, it will automatically shut down after 10 minutes.
2. When you connected the speaker but no playback, it will automatically shut down after 20 minutes

## TWS Sync Mode



1. Long press the "⏻" about 2s on both speakers to turn them on, and the blue light flashes.
2. Quickly double-click the "⏻" on any one speaker, a prompt sound "connected" indicates the speakers enter into pairing mode, the indicator light of one speaker turned solid blue.
3. On your smartphone or tablet, search for the BT device named "Triangle" and connect it, you could hear the sound "connected" again, which means connect successfully. You can enjoy the music with two speakers together.

### Notes:

- \*In TWS Mode, turn off one of the speakers, both of them are off.
- \*Double-click the "⏻" button will be disconnected.