



ITL9905RE

## QUICK REFERENCE GUIDE

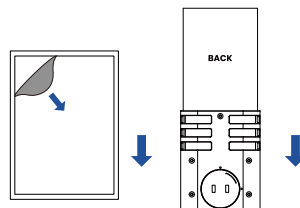
The Glue Cards are designed for use with Emerson Indoor Flying Insect Trap model ITL5107 (sold separately). It is highly recommended to fully read the main owner's manual of ITL5107 to receive the full safety instructions and operation procedures.

### DIRECTIONS FOR USE

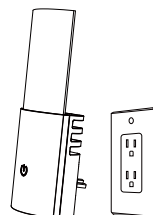
The insect trap works by using a continuous, attractive light to draw insects. Once they are enticed, they are caught by a highly effective sticky paper, preventing their escape.

### INSECT TRAP MODE

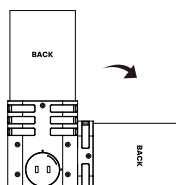
1. Remove the adhesive liner from the Glue Card and discard it. Insert the Glue Card into the device with the glue facing the back.



2. Plug the device into an indoor outlet. Press the ON/OFF touch switch. To optimize the performance, leave the unit powered on continuously.



3. The plug on the device can be rotated if necessary. ALWAYS UNPLUG BEFORE ROTATING THE PLUG.



4. Replace the Glue Card when it is full of bugs, dust or debris. It is advisable to check every 2 weeks.

