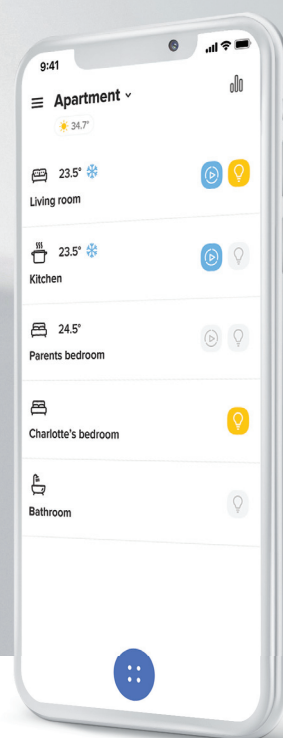


# CONNECTED THERMOSTAT FOR HVAC SYSTEMS



Smarter AC WITH Netatmo



THE GLOBAL SPECIALIST  
IN ELECTRICAL AND DIGITAL BUILDING INFRASTRUCTURES



Essential design,  
maximum comfort,  
wherever you are.

Smarter AC

WITH  
Netatmo

The Legrand connected thermostat monitors and manages the temperature of the home simply and timely. Thanks to the Home + Control App and the compatibility with voice assistants, it allows smart management of the temperature in homes equipped with cooling and heating systems with AC units and Fan Coil units.



Legrand connected thermostat,  
developed jointly with Netatmo, forms  
part of the Eliot by Legrand programme  
dedicated to connected objects

## DESIGN




3 colours for flush mounted version: white, black and sand



2 versions: flush mounted and wall mounted


## WELLBEING AND ENERGY WASTE REDUCTION



Easy cooling system management and monitoring



Boost function for maximum comfort



Compatibility with A/C units (Air Conditioning Unit) system and Fan-coil systems.

## EASE OF USE



Basic functions with local device control



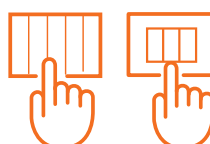
Advanced functions and programming with the Home + Control App



Basic functions with local voice assistant compatible control: Siri (Apple), Google Assistant, Amazon Alexa



Other smart home functions with  
- Arteor with Netatmo  
- Livinglight with Netatmo







Essential design.  
Modern style.



A minimal and refined design, in which the thickness and glass-effect finish make it versatile and suitable for any style of home.

The metallised detail is a distinctive element which characterises the object and becomes an informative and enhancing element of the distinctive “Boost” function. At last, its discrete white light is decorative and informative, assisting the user in understanding and using the functions.

## Smarther AC WITH Netatmo


The Legrand connected thermostat was conceived for integration with all living styles, and is perfectly coordinated with the Arteor and Livinglight range.

## Arteor WITH Netatmo



# Wellbeing and energy waste reduction

What can you do with the Legrand connected thermostat?



## SETTING THE PROGRAMS

Using the Home + Control App, it is possible to set preset programs based on your habits.



## AWAY

If you need to be away from home for a few days you can, via the APP, act remotely to adjust the thermostat independent of the automatic programming.



## BOOST

The Boost function can be used to activate cooling system for a limited time (15, 30 e 45 minutes), irrespective of the set program and the ambient temperature.



App

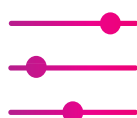


Voice control



Device






## MONITORING OF CONSUMPTIONS(\*)

Using the Home + Control App, it is possible to easily manage and monitor consumptions.



(\*) only for fan coil units systems



## MAXIMUM COMFORT IN EVERY ZONE

Using the same App, it is possible to manage several thermostats in the same home or in different homes, as well as set the desired temperature in every room for maximum comfort.



# Ease of use

The connected thermostat is simple and intuitive



## LOCAL DEVICE CONTROL



## VOICE CONTROL


It is also possible to manage the heating with your voice using voice control assistants.

Siri (Apple), Google Assistant, Amazon Alexa.

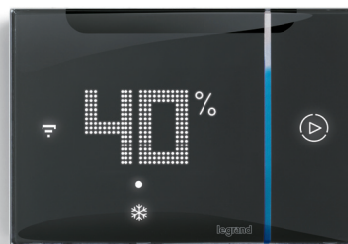
GOOGLE: "Set the kitchen to automatic"

AMAZON: "Alexa, decrease the living room temperature by 3°C"

APPLE: "Siri, set the temperature to 20°C"



Display the temperature and set it as desired



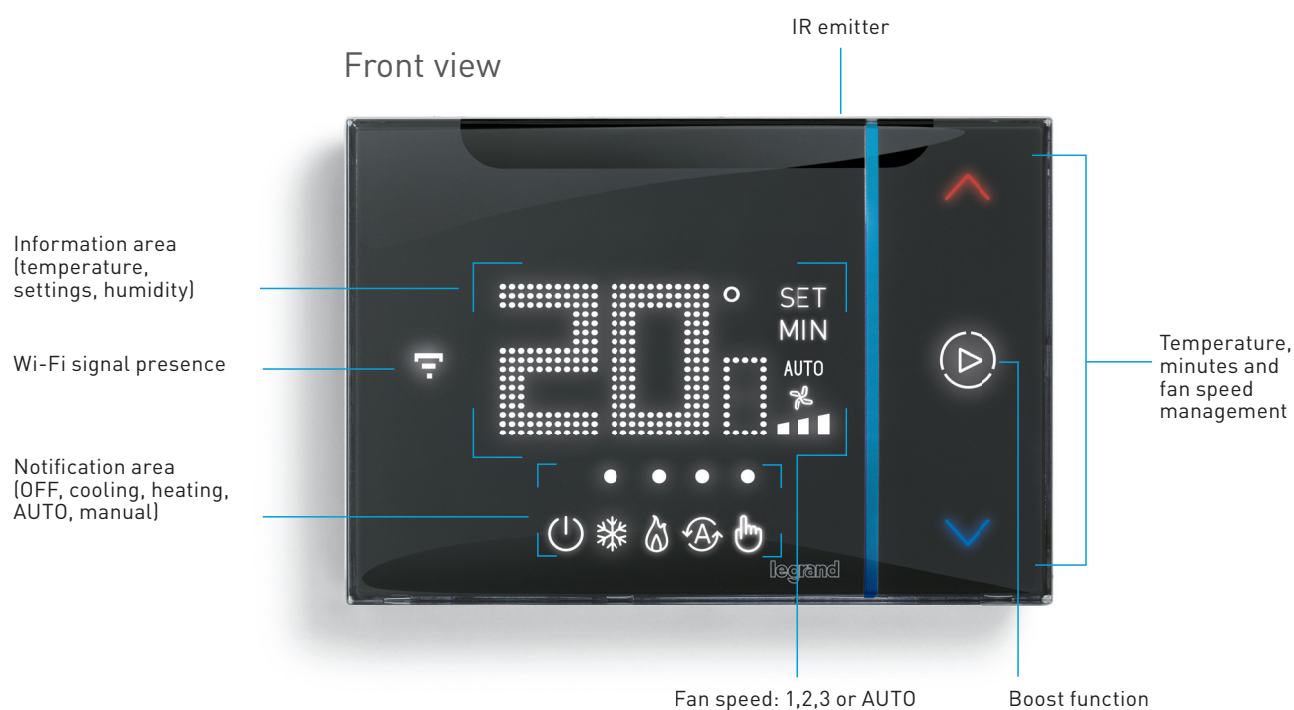
Display the set room temperature and humidity

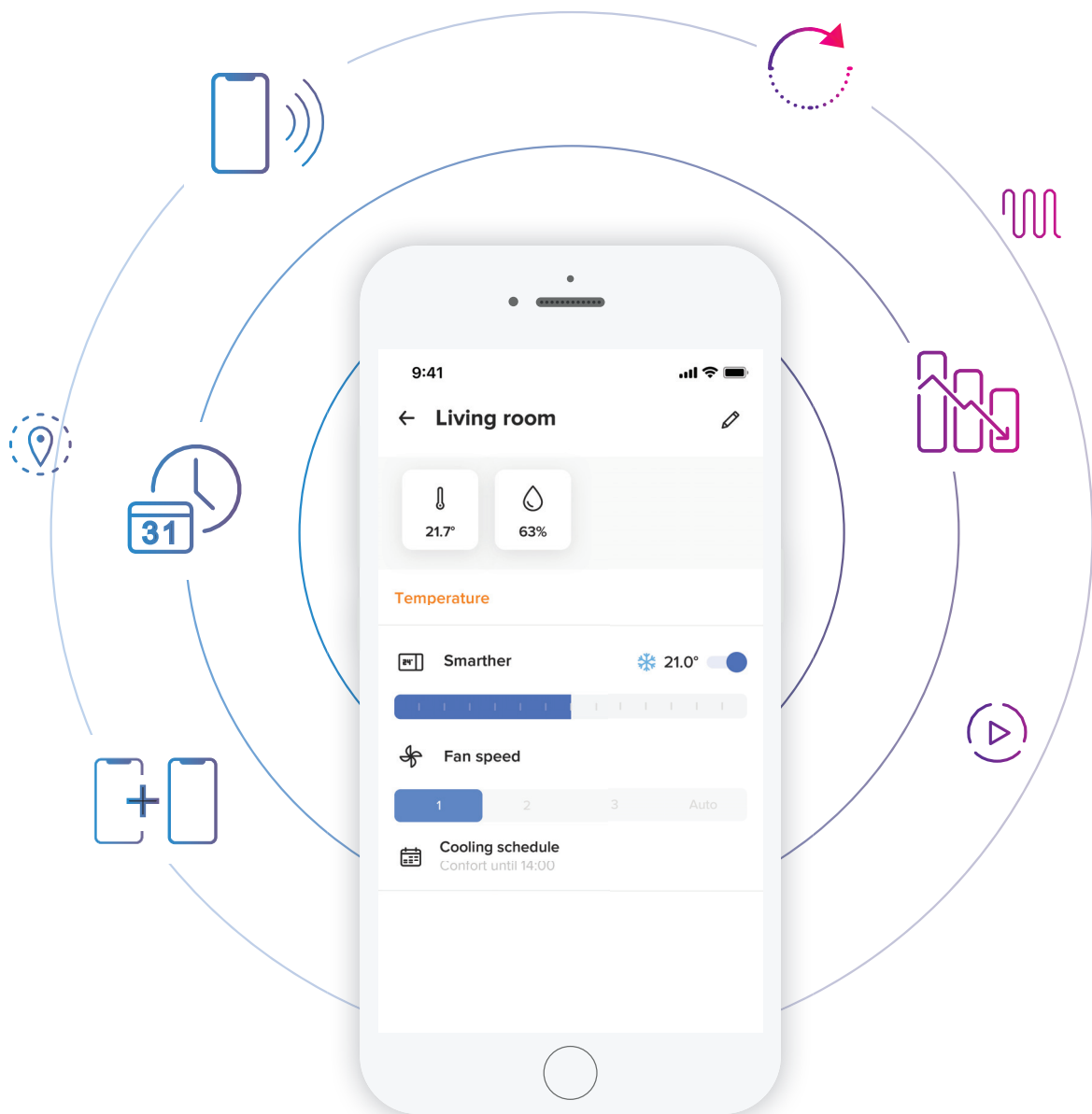


Select the fan speed



## Device user interface





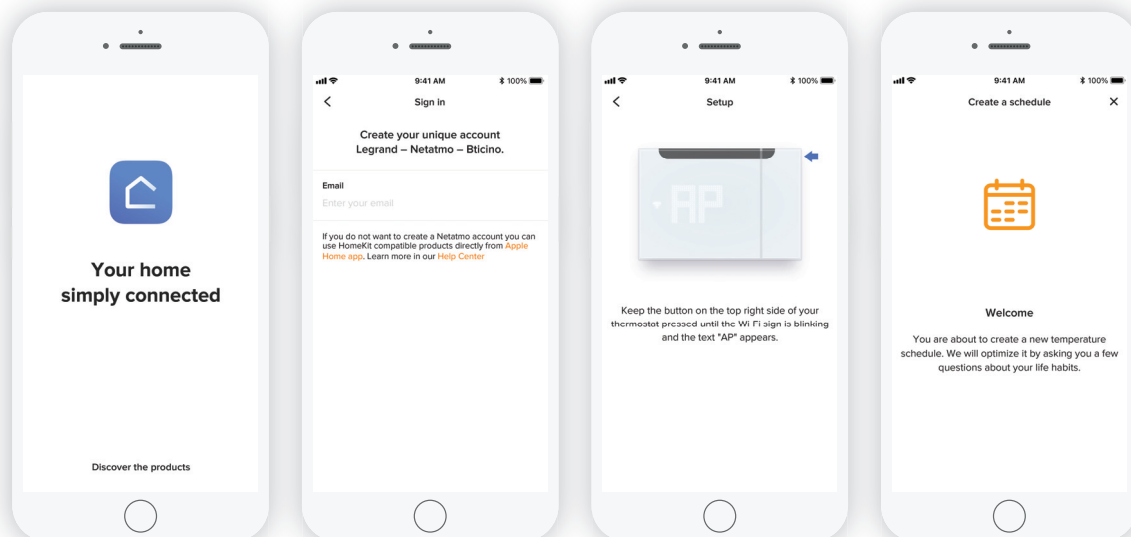
# Home + Control App

## With the App it's all easier

- Remotely manage the thermostat simply and intuitively
- Create and modify the weekly programs
- Manage the thermostat from several smartphones and different users
- Control several thermostats in the same home or different homes
- Manage the thermostat updates

# Home + Control App

In just a few steps you can already use the connected thermostat



1

Download and install the Home + Control App

2

Create your account

3

Connect the thermostat to the home wi-fi network

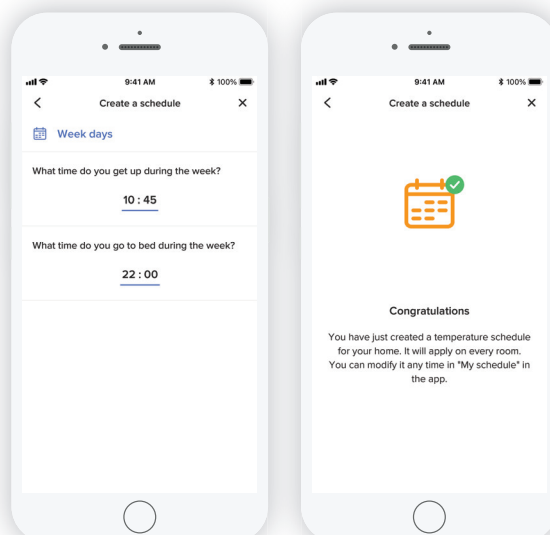
4

You can start to set the programs



## SETTING THE PROGRAMS

- Select the guided procedure to set daily and weekly programs
- Set the desired temperature when at home, when away, or when sleeping
- The program is already active



If necessary, you can call the Legrand after-sales service directly by means of the Help pushbutton integrated in the application.



The Home + Control App is available on



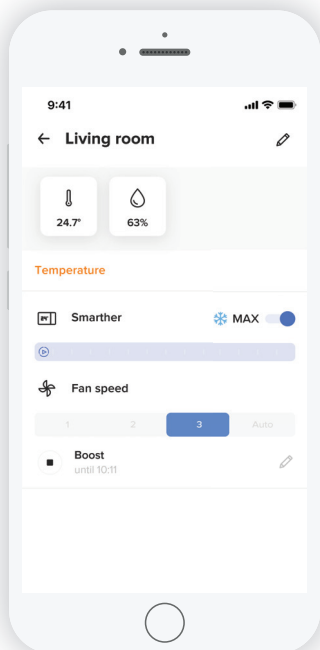
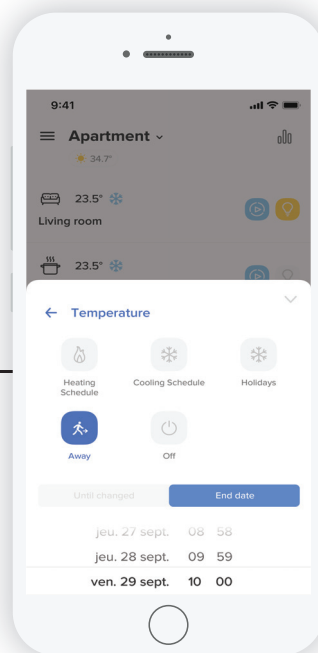




## AWAY

It is possible to control the home at any time:

- Changing the temperature or the set program
- Setting the away functions irrespective of the set program



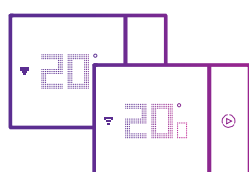
## BOOST FUNCTION

Activate the cooling for a limited time, regardless of the profile set and the room temperature.

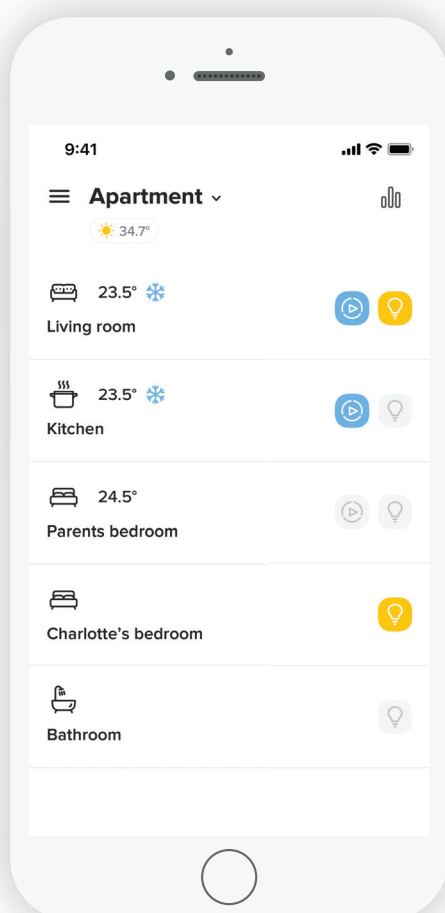
At the end of the period of operation you can be certain that the cooling will switch OFF.

- Click on the "Boost" function icon.
- Select the duration (15, 30 e 45 minutes) and confirm. Cooling is ON.

# Maximum comfort in every zone

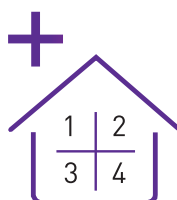


More thermostats?  
More houses?

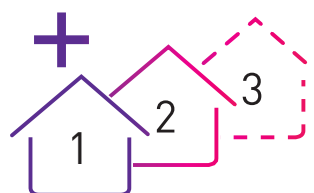


Management of several thermostats

As well as a single device you  
can also manage:



Several thermostats in the same  
home (zone isolation of the system)



Thermostats in different buildings  
(main home and second home)

**World Headquarters**  
and International Department  
87045 Limoges Cedex - France  
☎ : + 33 (0) 5 55 06 87 87  
Fax: + 33 (0) 5 55 06 74 55

