

SIMPLE MANUAL

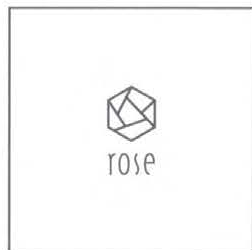
RSA780E User's Guide

rose

Warnings and Cautions

- Do not apply force, throw, or strike the product with sharp objects.
- When children use the product, parents must instruct them how to use it correctly and make sure they do so.
- Use within 0°C ~ 40°C and do not use in hot or humid conditions. Install the product in a well-ventilated area, not an enclosed space, as product failure, corrosion, heat, or ignition may occur in an environment below 0°C or in a sealed environment with a high temperature such as a dry sauna. Moisture or liquid can also damage the surface of the product and its circuit components.
- Be sure to use the genuine cable provided by ROSE. Other cables may cause operational errors or damage (degradation of performance) to the product.
- Do not spill dirt or liquid on the product. It may damage the components and circuits. If the product gets wet, contact your nearest service center without turning on the product. However, you cannot get a free repair in such case.
- Do not connect accessories to the product that are not guaranteed by ROSE or place the product on objects that may interfere with the signal(steel desks, microwaves, etc.).
- Because the product is sensitive to radio waves, using it near steel or electromagnetic devices can lead to poor performance.
- Some contents of this manual may be changed without prior notice to the user in order to improve product performance.
- Product functions and additional services may vary depending on software and service providers.
- Do not use chemical solutions (alcohol, thinner, solvents, etc.) or detergent to clean the product. Rubbing the product with a chemical solution can create heat and cause the product to catch fire. When cleaning the product, wipe it with a soft cloth or towel.
- Do not disassemble, modify or repair the product at your own discretion. In such case, you cannot receive free repairs. If a malfunction occurs because of this, contact the designated service center for repair.

Components List



Main Body



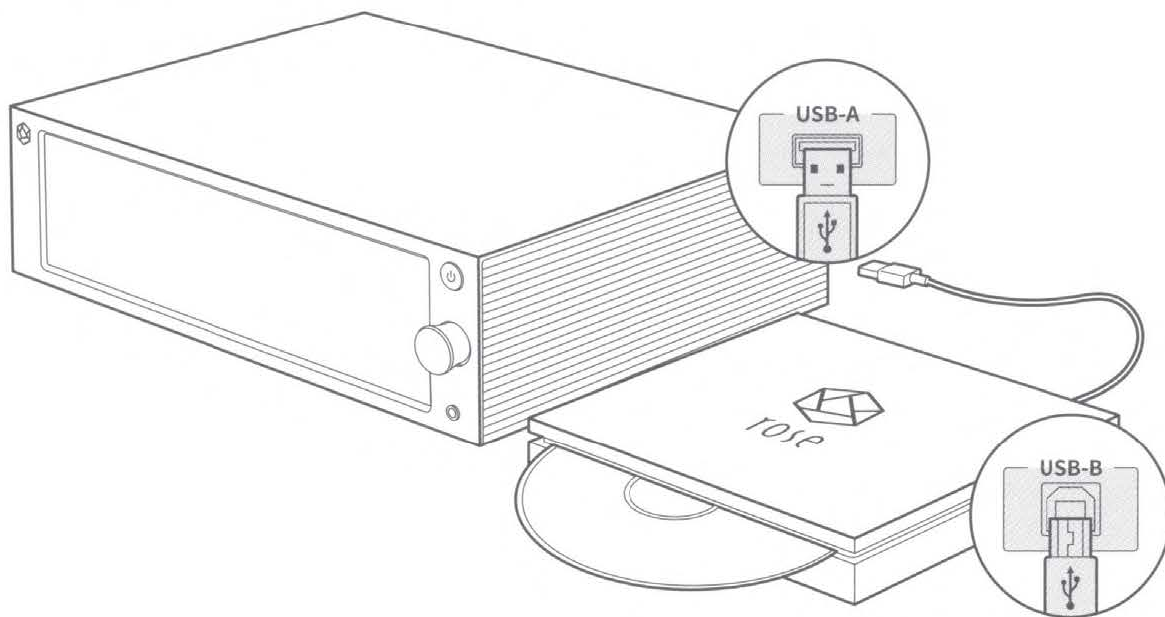
User's Guide

How to Use the Drive

To insert a CD, do the following:

1. Connect the RSA780E USB cable to the USB port of the product you are using.
2. Insert the CD.

You can play the CD on your PC or on this product.




※ The RSA780E uses USB isolator technology to minimize digital noise. It is recommended that you use a separate dedicated USB cable for the best sound quality environment.

Product Descriptions


1. Front of the Product

- **Eject Hole** : To force eject a CD from the device, press the eject key.




2. Side of the Product

- **Isolation Mode(Only Read)** : When listening to music or ripping music, you can use this on the devices that support CD playback like our ROSE product. It uses digital isolation technology of icoupler style to minimize external noise, so you can enjoy high quality music. (It cannot be used to record to CD by connecting to PC etc.)
- **Normal Mode(Read/Write)** : Move the switch to Normal Mode to read or write CD by connecting to a PC. It provides the same features as the USB CD Drive that you normally use.



3. Rear of the Product

- **USB Interface Terminal(USB B Type)**



Product Specifications

Part	Specifications	
Design	Size	152(W) × 152(D) × 25(H)mm
	Weight	930g
Rear	USB B Type (1ea)	
Power	5V ≒ 1.5A	

Warranty

Model Name	RSA780E			
Product Date	20	Year	Month	Date
Place of Purchase	Store Name			
	Contact Address			
Serial No.				
Contact Address				
Warranty Period	Until 1 year from the date of purchase			

- **Name of the Company Received the Conformity Assessment** : CI TECH Co., Ltd.
- **Identification Code of the Certified Company** : SYH
- **Manufacturer/Country of Manufacture** : CI TECH Co., Ltd. / Republic of Korea
- **Certification No.** : R-R-SYH-RSA780E

Check Before Contacting the Service Center

When using the product for a long time, it may generate heat and become hot, but this will not affect the life and performance of the product, so you may use it with confidence.

- **Product Website** : www.hifirose.com

This device complies with Part 15 of the FCC Rules. Operation is subject to the following two conditions; (1) This device may not cause harmful interference, and (2) this device must accept any interference received, including interference that may cause undesired operation.

Note: This equipment has been tested and found to comply with the limit for a Class B digital device, pursuant to part 15 of the FCC Rules. These limits are designed to provide reasonable protection against harmful interference in a residential installation. This equipment generates, uses, and can radiate radio frequency energy and, if not installed and used in accordance with the instructions, may cause harmful interference to radio communications. However, there is no guarantee that interference will not occur in a particular installation. If this equipment does cause harmful interference to radio or television reception, which can be determined by turning the equipment off and on, the user is encouraged to try to correct the interference by one or more of the following measures:

- Reorient or relocate the receiving antenna.
- Increase the separation between the equipment and receiver.
- Connect the equipment into an outlet on a circuit different from that to which the receiver is connected.
- Consult the dealer or an experienced radio/TV technician for help.

Change or modification not expressly approved by the party responsible for Compliance could void the user's authority to operate the equipment.