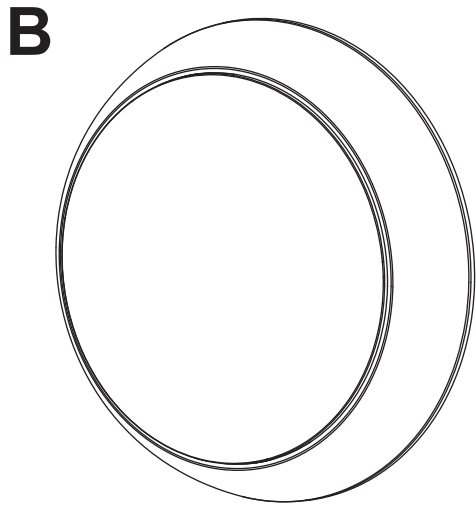
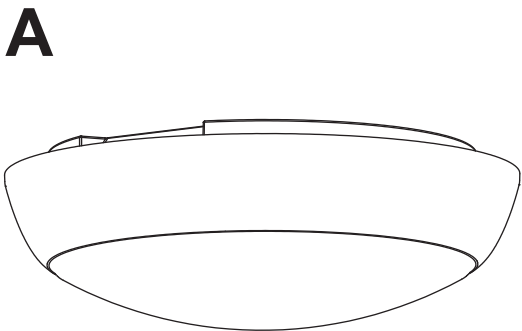


EN LED Bulkhead

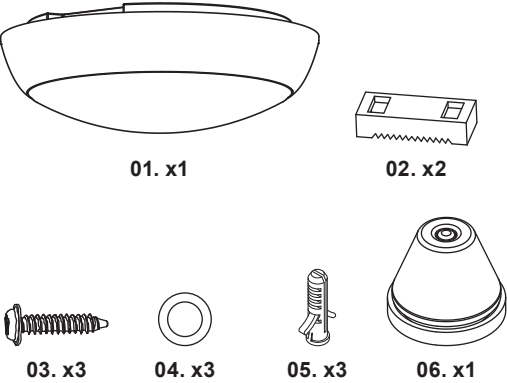


EN IMPORTANT - These instructions are for your safety. Please read through them thoroughly prior to handling the product and retain them for future reference.

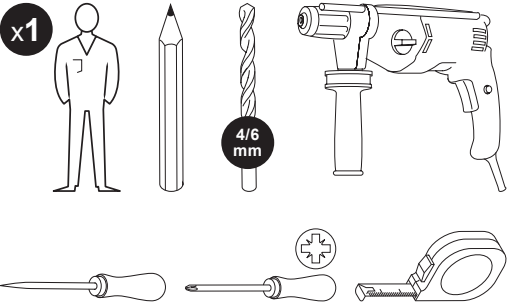
BHD5 WT
5059340963570

V20724_5059340963570_MAND2_2324

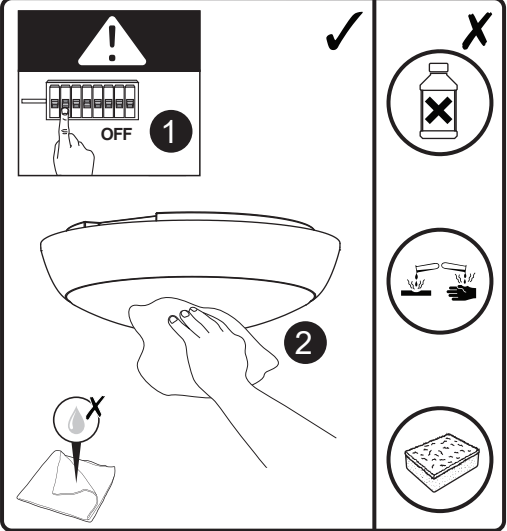
EN Parts



EN You will need



EN Care & maintenance



EN Safety



- IMPORTANT** Do not use with a dimmer switch.
- IMPORTANT**, Retain for future reference: read carefully.
- These instructions are for your safety. Please read through them thoroughly prior to installation and retain them for future reference.
- All fittings must be installed by a competent person in accordance with local regulations (IET wiring regulation BS7671).
- Check the pack and make sure you have all of the parts listed.
- Remove all packaging, wrap etc from the product.
- Decide on the appropriate location for your product.
- CAUTION:** IP44 is guaranteed when the product is properly installed and sealed.
- Always refer to the installation drawing for the orientation of the product.
- The product must be securely fixed to the mounting surface using the screws and wall plugs supplied. The screws and wall plugs supplied are suitable for "masonry" only. Other fixings not supplied and must be purchased.
- Take care not to drill into any pipes or mains cables beneath the surface during mounting holes preparation.
- IMPORTANT:** The fixing point(s) selected must be capable of supporting the full weight of the light fitting.
- CAUTION:** Ensure the cable is routed so it does not present a hazard (avoid dangling loops where the cable is likely to be pulled/caught).
- Maximum number of interconnected with same model: 15 pcs.
- Wiring diagram is for reference only. Always refer to the terminal marking for wiring. Ensure that all electrical connections are tight and that no loose strands are left out of the terminal block.
- USE ROUND CABLE ONLY.
- Ensure the connection is tightened, to create a good water seal.
- The round main cable should be at least 6.4 mm in diameter.
- Never put anything on the product or hang anything on any part of this product.
- Never use the terminal cables to bear the product weight.
- The IP rating mentioned on the surround also applies to the front of the assembled product.

- When the product does not light after installation:
 - > Ensure there is no electricity failure
 - > Ensure all the connections are secured
- If you have any doubt about installation/use of this product, consult a qualified electrician.
- Always disconnect the product from mains at least 10 minutes allowing to cool down before any maintenance or adjustment.
- It is recommended to have a regular schedule of care and maintenance to keep the surface condition well.

Technical Data

Supply voltage:	220-240 V~, 50 Hz
Bulb Type:	LED (10 W) The light source contained in this luminaire shall only be replaced by the manufacturer or his service agent or a similar qualified person. Do not stare at the operating light source.
CE	This product complies with conformity requirements of the applicable European Regulations or Directives.
UK CA	This product complies with conformity requirements of the applicable UK Regulations.
Energy efficiency class:	This product contains a light source of energy efficiency class <C>.
Control gear:	Replaceable control gear by a professional.
	Class II product - Double Insulated - No earth required.
	For indoor use only.
IP44	Splash-proof
	Waste electrical products should not be disposed of with household waste. Please recycle where facilities exist. Check with your Local Authority or local store for recycling advice.
	Caution! Risk of electric shock!
	Do not use with a dimmer switch.
xxWyy:	xx-year; yy-week of the year.

Guarantee

We take special care to select high quality materials and use manufacturing techniques that allow us to create products incorporating design and durability. This product has a manufacturer's guarantee of 5 years against manufacturing defects, from the date of purchase (if bought in store) or date of delivery (if bought online), at no additional cost for normal (non-professional or commercial) household use.

To make a claim under this guarantee, you must present your proof of purchase (such as a sales receipt, purchase invoice or other evidence admissible under applicable law), please keep your proof of purchase in a safe place. For this guarantee to apply, the product you purchased must be new, it will not apply to second hand or display products. Unless stated otherwise by applicable law, any replacement product issued under this guarantee will only be guaranteed until expiry of the original period guarantee period.

This guarantee covers product failures and malfunctions provided the product was used for the purpose for which it is intended and subject to installation, cleaning, care and maintenance in accordance with the information contained in these terms and conditions, in the user manual and standard practice, provided that standard practice does not conflict with the user manual.

This guarantee does not cover defects and damage caused by normal wear and tear or damage that could be the result of improper use, faulty installation or assembly, neglect, accident, misuse, or modification of the product. Unless stated otherwise by applicable law, this guarantee will not cover, in any case, ancillary costs (shipping, movement, costs of uninstalling and reinstalling, labour etc), or direct and indirect damage.

If the product is defective, we will replace or refund, within a reasonable time.

Rights under this guarantee are enforceable in the country in which you purchased this product. Guarantee related queries should be addressed to the store you purchased this product from.

The guarantee is in addition to and does not affect your statutory rights.

Manufacturer:

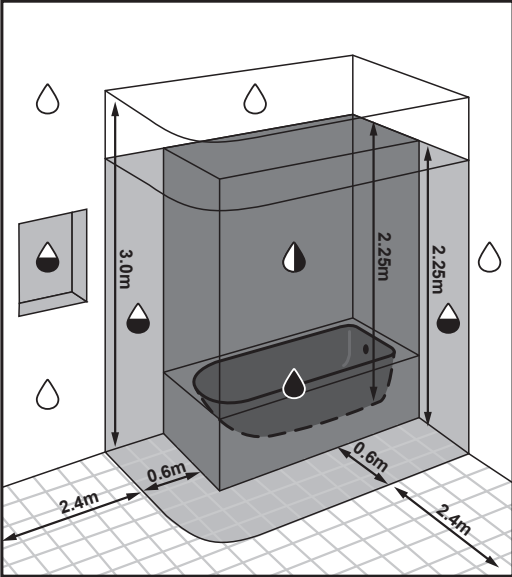
UK Manufacturer:
Kingfisher International Products Limited,
1 Paddington Square, London, W2 1GG,
United Kingdom

EU Manufacturer:
Kingfisher International Products B.V.,
Rapenburgerstraat 175E, 1011 VM Amsterdam,
The Netherlands

EN www.diy.com / www.screwfix.com /
www.screwfix.ie

To view instruction manuals online,
visit www.kingfisher.com/products
Made in China

EN Bathroom zones

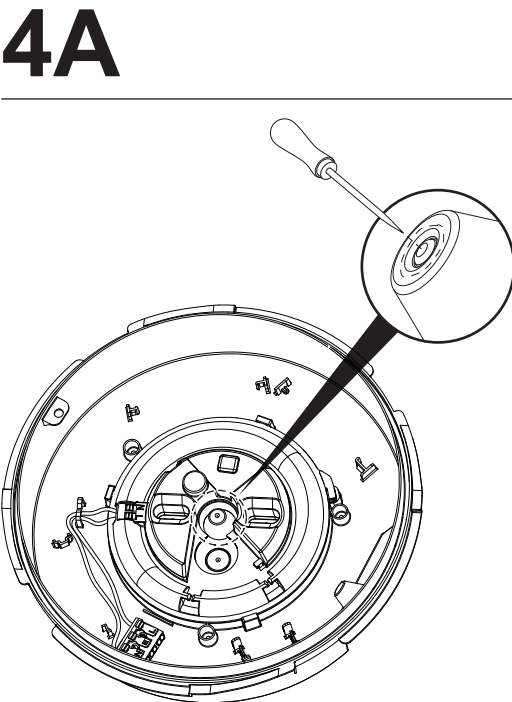
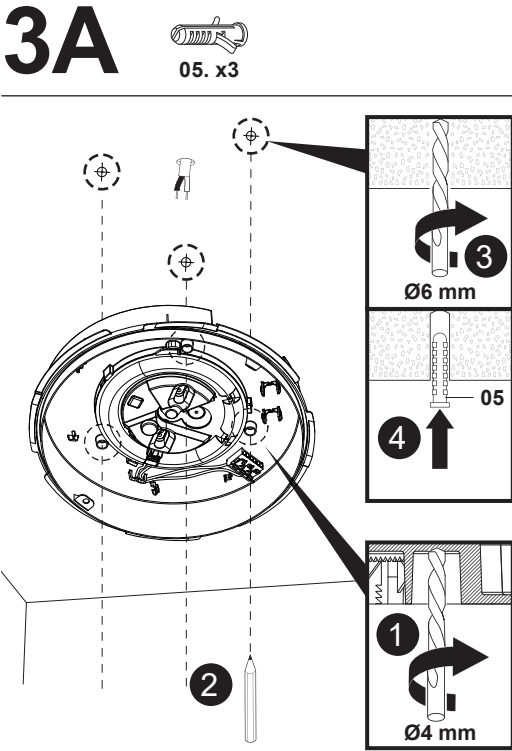
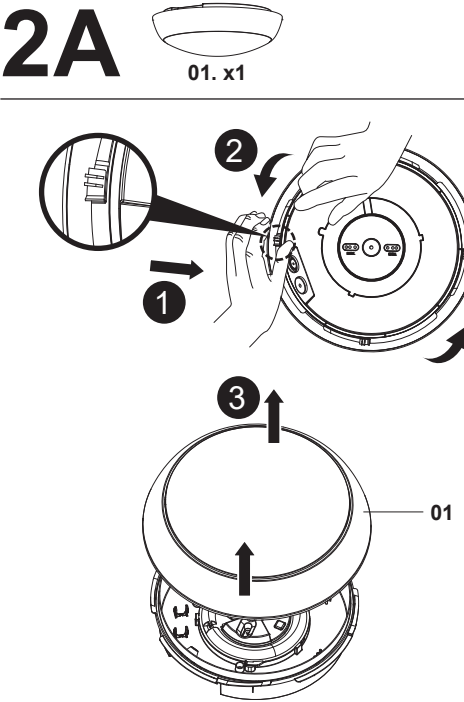
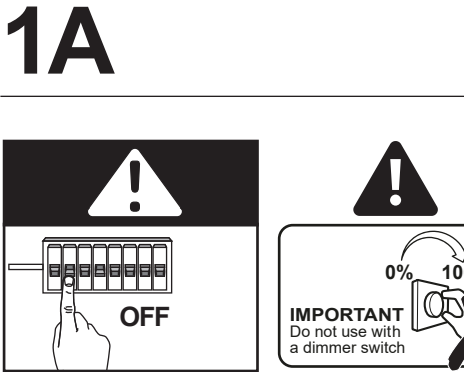
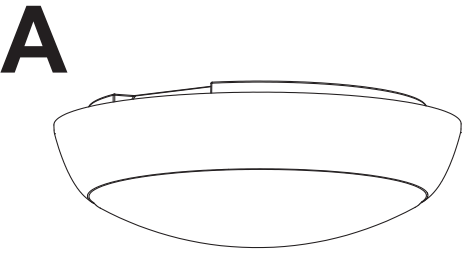


EN WARNING: This drawing is for reference only.

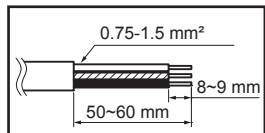

Consult a professional electrician to install according to relevant national wiring rules. If being fitted in a bathroom a 30mA RCD must be used.

This product is suitable for bathroom hazard zones as specified by the following water drop image. ☹️

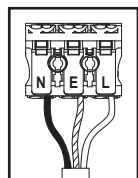
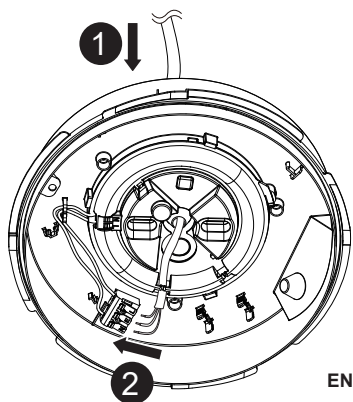
EN Installation



5A

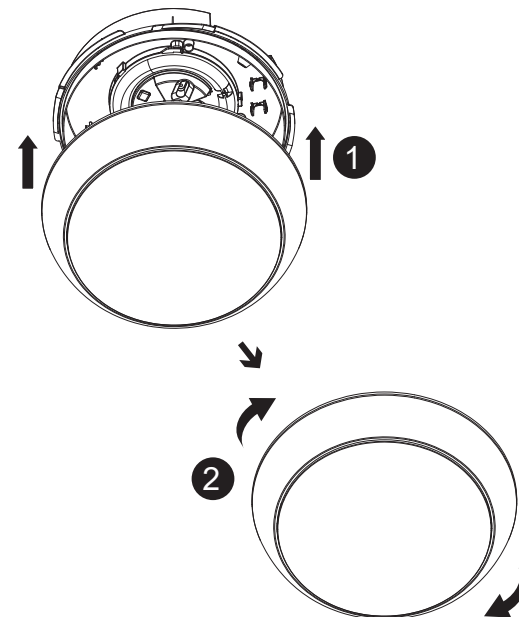


EN Use round cable only.

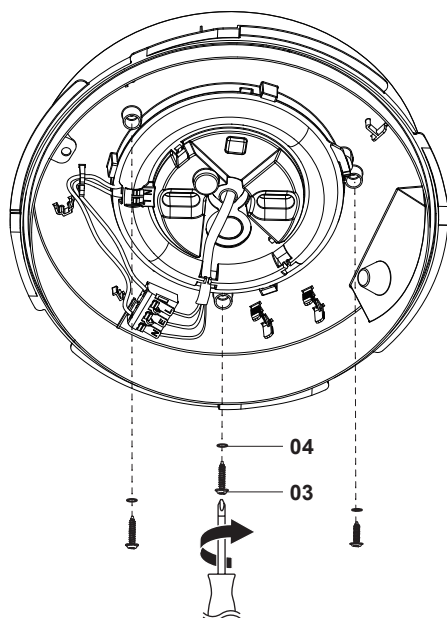


EN L = Brown or Red
N = Blue or Black
E = Green / Yellow

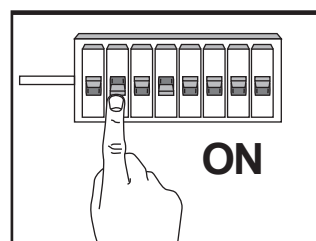
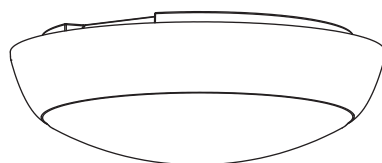
7A




6A




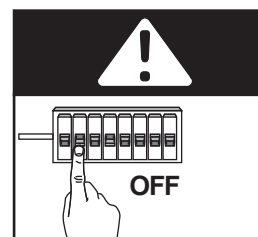
8A



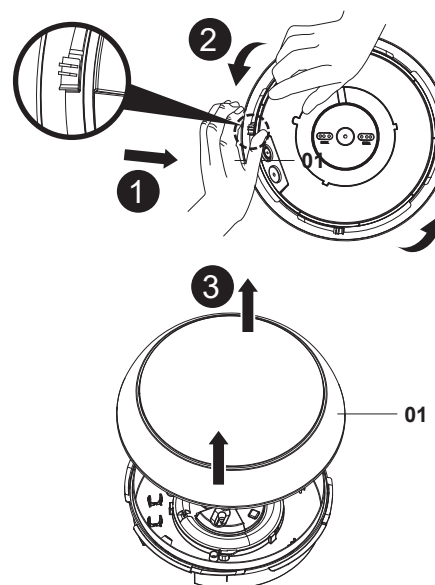
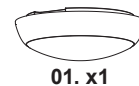
B



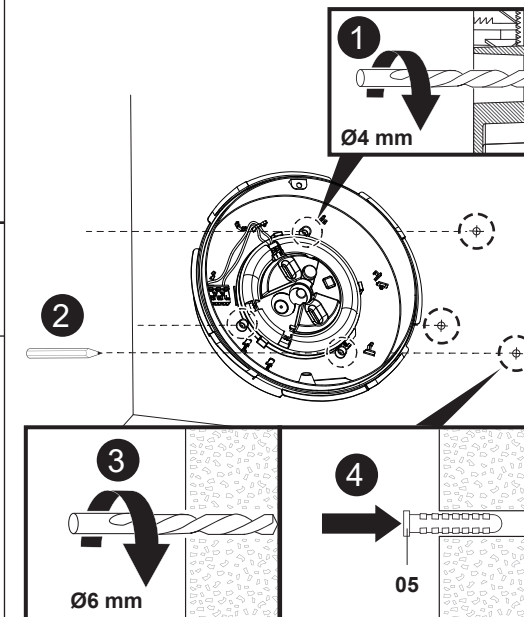
1B



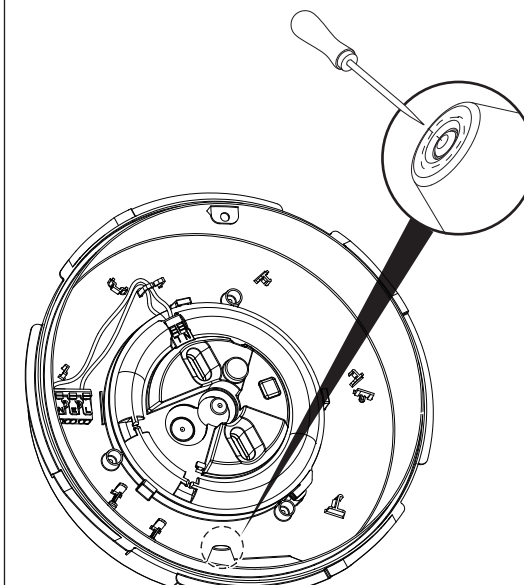
2B



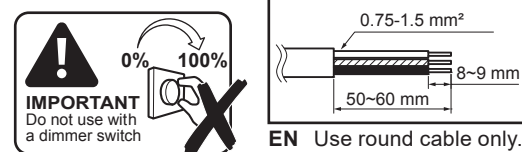
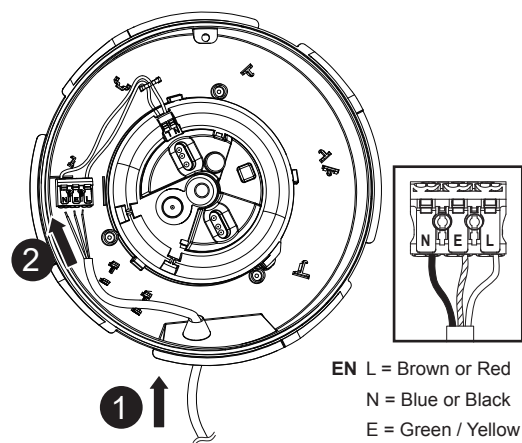
3B



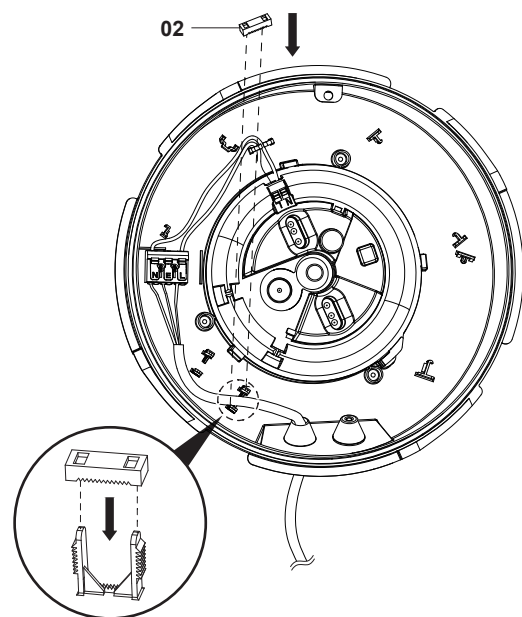
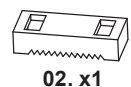
4B



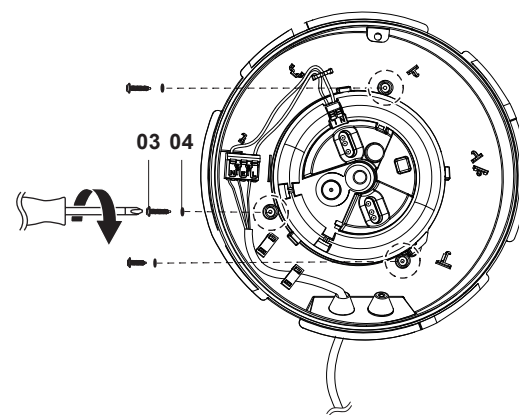
5B



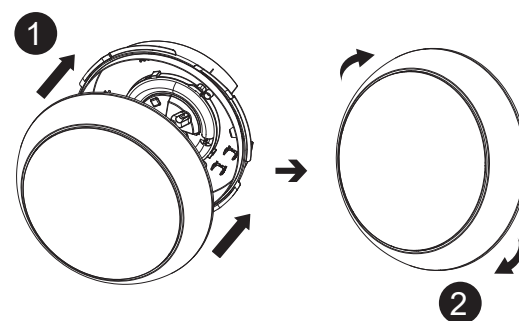
6B



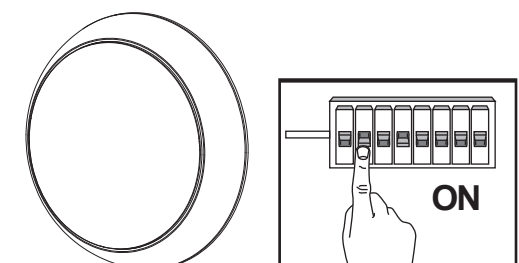
7B



8B

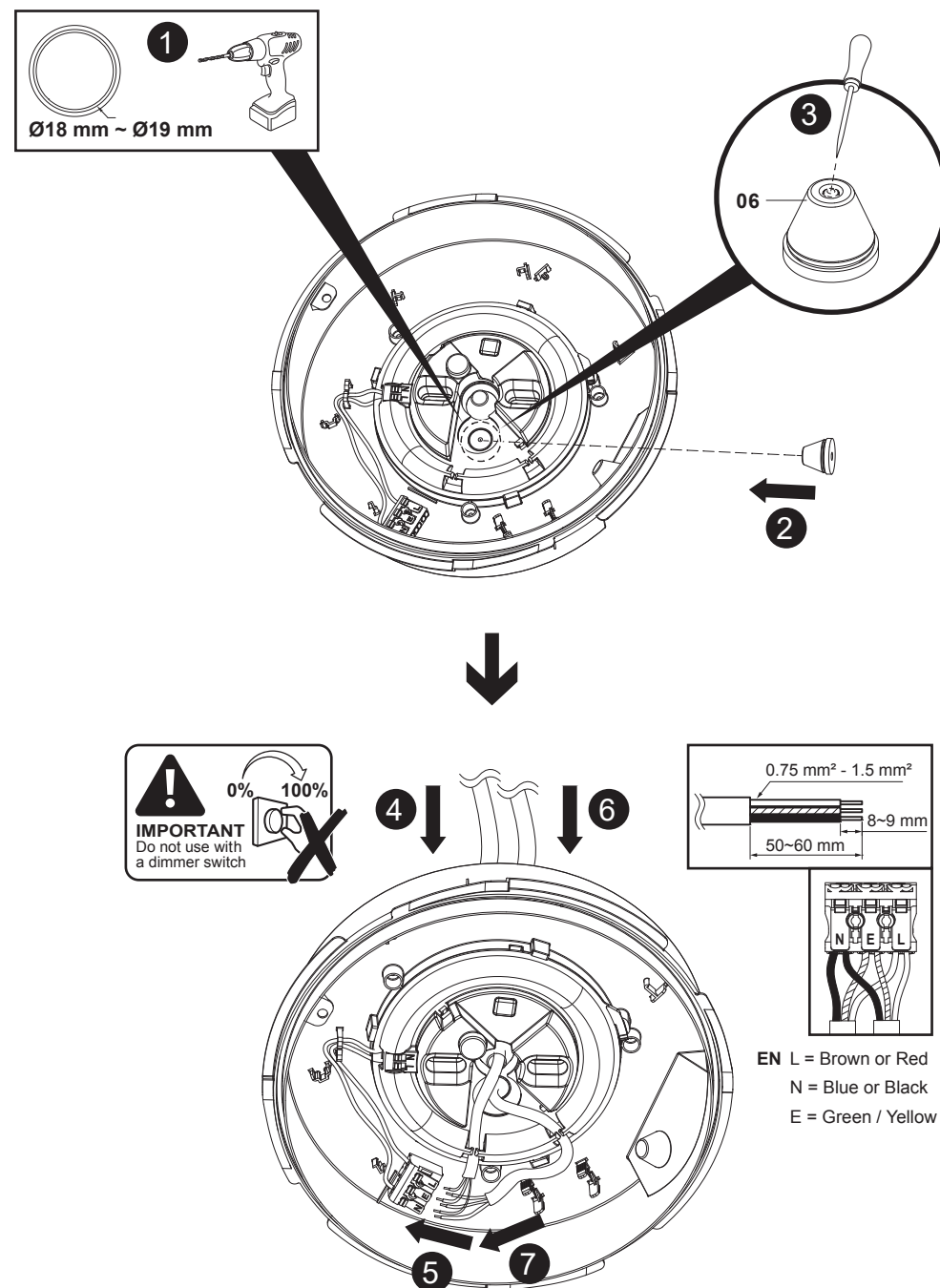


9B

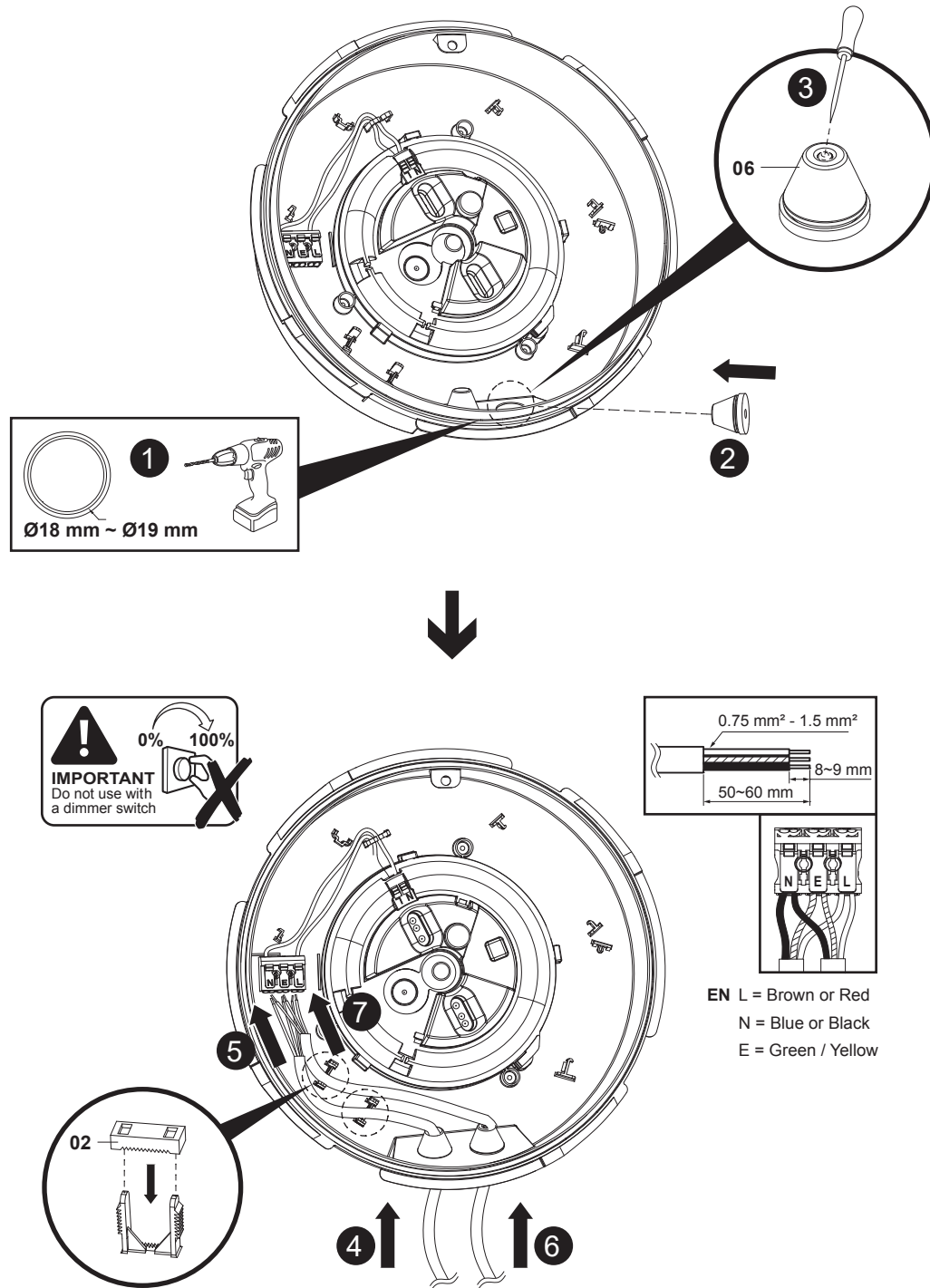


EN Interconnection

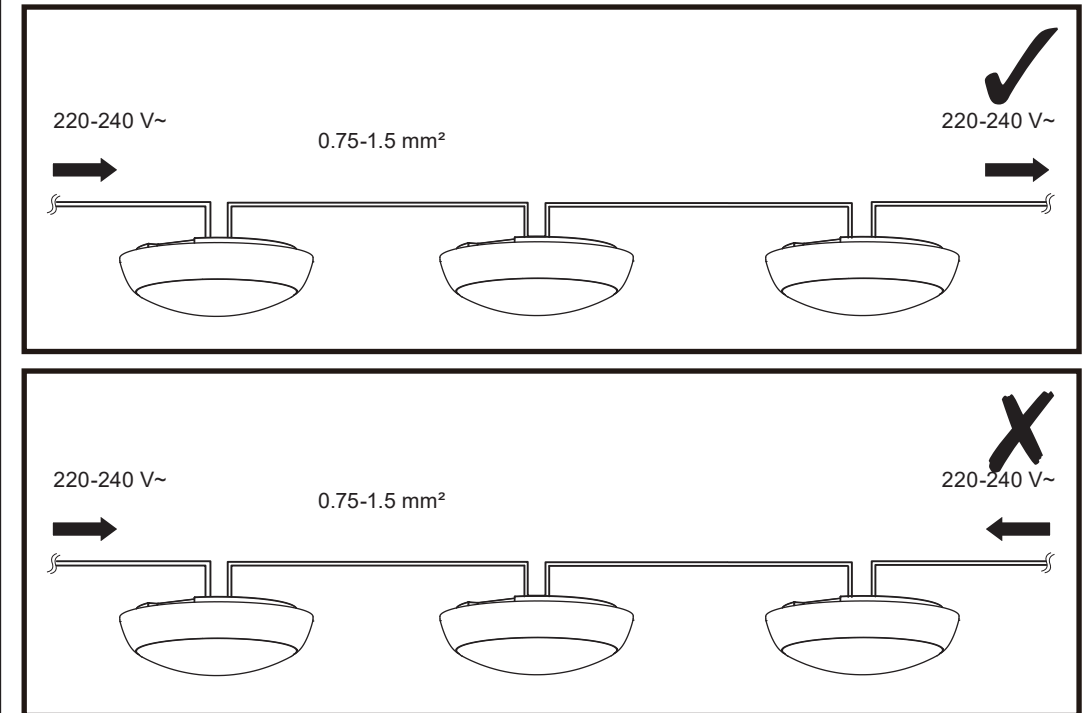
Centre interconnection



Side interconnection



Max number interconnection



EN Maximum number of interconnected with same model: 15 pcs.