



Affordable. Reliable. Home Improvement.

ABOVE GROUND FISH POND

MODEL:DS-205

Technical Support and E-Warranty Certificate
www.vevor.com/support

VEVOR

Affordable. Reliable. Home Improvement.


ABOVE GROUND FISH POND





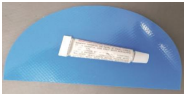




MODEL:DS-205



This is the original instruction, please read all manual instructions carefully before operating. VEVOR reserves a clear interpretation of our user manual. The appearance of the product shall be subject to the product you received. Please forgive us that we won't inform you again if there are any technology or software updates on our product.


Parts List



	Fixing rod	x5
	Support rod	X8
	Pond Liner	x1
	Ball Valve	x1
	Repair tools	x1
	32 - sized cap	x1
	Thread - sealing tape	x1
	Gloves	x2
	Protective net	x1


STEP-1

Assemble the Fixing rod, Support rod and Pond Liner



STEP-2

Assemble Above Ground Fish Pond



STEP-3

Cover the anti - jump protective net



The bottom of the pool should be flattened before filling it with water, as it cannot be adjusted after water is added.

Manufacturer: Shanghaimuxinmuyeyouxiangongsi

Address: Shuangchenglu 803nong11hao1602A-1609shi, baoshanqu, shanghai 200000 CN.

Imported to AUS: SIHAO PTY LTD. 1 ROKEVA STREETEASTWOOD NSW 2122 Australia

Imported to USA: Sanven Technology Ltd. Suite 250, 9166 Anaheim Place, Rancho Cucamonga, CA 91730

UK	REP
-----------	------------

YH CONSULTING LIMITED. C/O YH Consulting Limited Office 147, Centurion House, London Road, Staines-upon-Thames, Surrey, TW18 4AX

EC	REP
-----------	------------

E-CrossStu GmbH
Mainzer Landstr.69,
60329 Frankfurt am Main.



Technical Support and E-Warranty Certificate
www.vevor.com/support