

BATTERY INFORMATION

The FURY-DFT can be powered by two 123A primary batteries or one protected 18650 with a minimum 6 Ampere (A) discharge rate. Fully charged, protected non-SureFire branded 18650 batteries that have a maximum discharge rate of less than 6A may not allow the FURY-DFT to operate normally. Go to www.surefire.com to purchase a SF18650B which come standard with a minimum 8-10A discharge rate. NEVER use an unprotected 18650 in the FURY-DFT, as this can result in fire and/or venting.

THE SUREFIRE NO-HASSLE GUARANTEE

We'll do what it takes to keep your SureFire gear running smoothly. SureFire warrants that if you — our customer — purchase one of our products, and we determine that it is defective in material and/or workmanship during your lifetime, we will repair or replace it — no hassle!

Our warranty does not cover consumables or normal wear-and-tear — things like batteries draining, headbands and headpads wearing out, ink cartridges running out, and switches wearing out — or damage resulting from abuse, alterations, unauthorized repairs, or use contrary to SureFire's user manuals.

Should you need a replacement product, SureFire reserves the right to replace an obsolete product with a current production, like model. In the event that any issue with a SureFire product is not covered under this warranty SureFire can arrange to have the product repaired for a reasonable fee.

STANDARD DISCLAIMER

Except as specified above or prohibited by applicable law: all express or implied conditions and warranties, including, without limitation, any implied warranty or condition of merchantability or fitness for a particular purpose, or accuracy of any informational content, are hereby excluded and disclaimed by SureFire; and in no event will SureFire be liable for any special, direct, indirect, consequential, incidental or punitive damages howsoever arising and regardless of the theory of liability, even if advised of the possibility of such damages. Products, prices, availability, specifications, and offers are subject to change or cancellation at any time without notice.

WARRANTY CLAIMS

For claims, contact Customer Service at 714-545-9444 to obtain a Return Merchandise Authorization number (RMA#). Then package the unit carefully and send to (no CODs):

SureFire, LLC.
Repairs Department, RMA# _____
17680 Newhope Street, Suite B
Fountain Valley, CA 92708

SureFire will pay any reasonable shipping costs to return the unit to you.



Revision B 6-2024
71-01-1114
FURY-DFT, FURY-IB-DFT

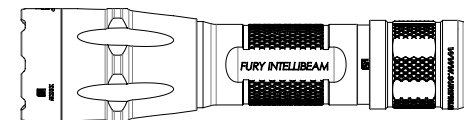
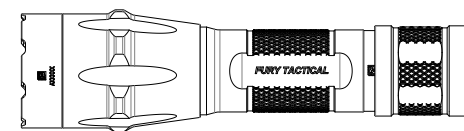
18300 MT. BALDY CIRCLE
FOUNTAIN VALLEY, CA 92708-6122
WWW.SUREFIRE.COM

Patent: 8,222,138



FURY SERIES

DUAL FUEL TACTICAL LED FLASHLIGHT



	FURY-IB-DFT	FURY-DFT
OUTPUT	SF18650B: 15-1,500 123A: 15-1,100 lumens	SF18650B: 1,500 123A: 1,100 lumens
RUNTIME	Up to 40 hours*	SF18650B: 2.25 123A: 1.75 hours
PEAK BEAM INTENSITY	SF18650B: 34,000 123A: 25,000 candela	
BEAM DISTANCE	SF18650B: 369 123A: 316 meters	
CONSTRUCTION	Aluminum	
FINISH	Hard Anodized (MIL-A-8625 Type III, Class 2)	
WEIGHT (w/batteries)	6.5 oz (184 g)	
LENGTH	5.6 in (14.2cm)	
BEZEL DIAMETER	1.39 in (3.5cm)	
BATTERIES	One SF18650B lithium-ion rechargeable (incl) or Two 123A lithium (not incl)	
SWITCHING	Click tailcap	

All performance claims tested to ANSI/PLATO FL1-2019 Standard.

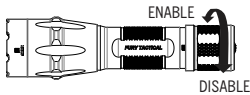
*SF18650B battery required

USER MANUAL

FURY SERIES

LOCKOUT TAILCAP (US PAT. RE40125)

To enable, rotate tailcap clockwise until tight.

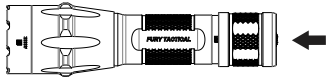


To lock out tailcap, rotate counterclockwise until light will not activate when pushbutton is pressed.

LIGHT OPERATION

FURY-DFT: Press or click tailcap switch to activate.

FURY-IB-DF: Press or click tailcap switch for Intellibeam mode, return to off and press or click within two seconds for high-output only.



NOTE: In order for the Intellibeam sensor to work properly, keep the lens clean of finger prints and other debris

BATTERY REPLACEMENT

Most SureFire illumination tools ship preloaded with batteries. To load or replace batteries:

1. Unscrew tailcap counterclockwise and remove.
2. Remove old batteries and dispose of properly.



3. Insert two new 123A lithium batteries or one 18650 battery with the positive (+) terminal(s) oriented forward.
4. Replace tailcap by screwing on clockwise. Press pushbutton (with tailcap enabled) to test.

BATTERY INFORMATION & WARNINGS

For complete battery information and warnings, reference the enclosed BATTERY INFORMATION / WARNING insert in your illumination tool's original packaging or visit www.surefire.com/batterysafety

SPECIFICATIONS	SF18650B
	VOLTAGE
	3.6 V
	CAPACITY
	3.5 Ahr
	CHARGE END VOLTAGE
	4.20 V
	DISCHARGE END VOLTAGE
	2.50 V
	STANDARD CHARGE RATE
	0.5C at 2.5-3 hours
	RAPID CHARGE RATE
	1.0C at 1.5-2 hours
	DISCHARGE RATE
	8-10 A
	USB CHARGE VOLTAGE
	5.0 V ± 0.2 V
	USB CHARGE CURRENT
	600 mA ± 100 mA

⚠ WARNING

Use of substandard batteries can cause injury or property damage. Visit www.surefire.com/batterysafety.

GET THE BEST FROM THE BEST

The SF18650B is a Lithium Ion protected 18650 battery with micro USB charge capability. This allows the user to conveniently charge the battery using any USB power source such as a USB wall charger, computer/laptop, power bank, or automotive USB port. Additionally, an external 18650 compatible CC-CV cradle charger can be used to charge the battery; possibly at a faster rate if so equipped.

OPERATION

The SF18650B can be used as a standard protected 18650 in many applications with one advantage; the battery can be charged directly through the micro USB port, requiring no external charge cradle. The SF18650B comes with a 6 inch USB type A plug to micro USB type B plug, with the micro USB plug being the end inserted into the battery. The battery side includes a micro USB type B receptacle. Once the cable is plugged into the battery and a power source, the LED indicator displays the current charge state: RED for charging and GREEN for fully charged. The battery can be left connected to the charge source indefinitely as the internal charge algorithm will restart the charge cycle once the cell voltage drops below 4-5% of the float voltage. The typical charge time for charging via the micro USB port for fully depleted battery can be over 5 hours. The user has an option of charging the battery with an external charger to shorten the total charge time.

The quiescent drain on the battery from the protection circuit is 40uA, which in addition to the cell self-discharge, allows a fully charged battery to be stored for 2-3 years and still maintain usable capacity

SAFETY

The internal protection circuit integrated within the battery assembly provides the following safety features:

- Over-charge
- Over-discharge
- Short Circuit
- Under-voltage
- Over-voltage

ENVIRONMENTAL

Charging: 0°C-45°C, 65%±25%RH

Discharging: -20°C-+60°C, 65%±25%RH

Storage Temperature Range: 0-35°C. 60±25% RH

Note: The battery's metal button top also functions as a heatsink during USB charging, which may result in it being very warm to the touch during the high charge rate period.