




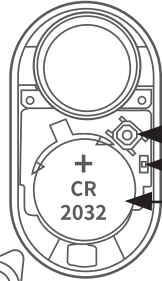
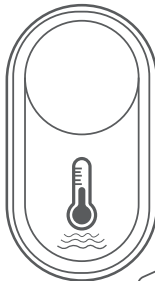


<div>For ZX</div> <div><div>Temperature & Humidity Sensor</div><div><div>ZigBee</div><div></div></div></div> <div>Please read the instruction manual carefully before using the product</div>	<div>How It Works</div> <div><ul style="list-style-type: none">● Install the battery to the device successfully, and ensure that the mobile phone is connected to the network and the smart gateway has been successfully added;● Open the App, on the "Smart Gateway" page, click the "Add Sub Device" button, and select " Temperature and Humidity Sensor";● Press and hold the reset function button for more than 5 seconds until the indicator light flashes, then follow the APP instructions to add the device.</div> <div>After adding successfully, you can find the device in the "My Home"list.</div>	<div>Preparation for use</div> <div><div><div>1</div><div>Connect your phone to WIFI</div></div><div><div>Smart phone</div></div><div><div>Wi-Fi wireless router LAN port</div></div><div><div>ZigBee Hub</div></div><div>Network cable</div></div> <div>Make sure that the product is within the effective coverage of the smart host (gateway) Zigbee network to ensure the effective connection between the product and the smart host (gateway) Zigbee network.</div> <div>*Make sure that the smart host has been added.</div>	<div><div>1</div>Download and open the APP</div> <div>Search for “Smart Life” in the App store or scan the QR code in the manual to download and install the App. Press the "Register" button to register an account if this is your first time use; if you already have an account, press the “Login” button.</div> <div></div> <div>Scan the QR code to download “Smart Life” App</div>																		
<div>Replacing the battery</div> <div><div></div><div><div>Function keys</div><div>Indicator light</div><div>Battery</div></div></div>	<div>Product specification</div> <table><tr><td>Product name:</td><td>Temperature and humidity sensor</td></tr><tr><td>Product model:</td><td>RSH-HS09</td></tr><tr><td>Battery type:</td><td>3V CR2032 230mAh</td></tr><tr><td>Temperature detection range:</td><td>-10℃~50℃</td></tr><tr><td>Temperature detection accuracy:</td><td>±0.5℃</td></tr><tr><td>Humidity detection range:</td><td>0%~95%RH (no condensation)</td></tr><tr><td>Humidity detection accuracy:</td><td>±5%</td></tr><tr><td>Wireless protocol:</td><td>Zigbee</td></tr><tr><td>Product size:</td><td>Φ29.3*53.4*10.5mm</td></tr></table> <div>Packing list</div> <div><ul style="list-style-type: none">● Sensor X 1● User manual X 1</div>	Product name:	Temperature and humidity sensor	Product model:	RSH-HS09	Battery type:	3V CR2032 230mAh	Temperature detection range:	-10℃~50℃	Temperature detection accuracy:	±0.5℃	Humidity detection range:	0%~95%RH (no condensation)	Humidity detection accuracy:	±5%	Wireless protocol:	Zigbee	Product size:	Φ29.3*53.4*10.5mm	<div>FCC Statement:</div> <div>This equipment has been tested and found to comply with the limits for a Class B digital device, pursuant to part 15 of the FCC Rules. These limits are designed to provide reasonable protection against harmful interference in a residential installation. This equipment generates, uses and can radiate radio frequency energy and, if not installed and used in accordance with the instructions, may cause harmful interference to radio communications. However, there is no guarantee that interference will not occur in a particular installation. If this equipment does cause harmful interference to radio or television reception, which can be determined by turning the equipment off and on, the user is encouraged to try to correct the interference by one or more of the following measures: —Reorient or relocate the receiving antenna. —Increase the separation between the equipment and receiver. —Connect the equipment into an outlet on a circuit different from that to which the receiver is connected. —Consult the dealer or an experienced radio/TV technician for help.</div>	<div>Warning:</div> <div>Changes or modifications to this unit not expressly approved by the party responsible for compliance could void the user's authority to operate the equipment.</div> <div>NOTE:</div> <div>This device complies with part 15 of the FCC Rules. Operation is subject to the following two conditions: (1) This device may not cause harmful interference, and (2) this device must accept any interference received, including interference that may cause undesired operation.</div>
Product name:	Temperature and humidity sensor																				
Product model:	RSH-HS09																				
Battery type:	3V CR2032 230mAh																				
Temperature detection range:	-10℃~50℃																				
Temperature detection accuracy:	±0.5℃																				
Humidity detection range:	0%~95%RH (no condensation)																				
Humidity detection accuracy:	±5%																				
Wireless protocol:	Zigbee																				
Product size:	Φ29.3*53.4*10.5mm																				