

USAGE INSTRUCTIONS

- >> To turn on, press and hold power button (1) for 2-3 seconds.
- >> Press repeatedly to cycle through modes. Double click the power button to activate strobe from any other mode. Single click to return to low mode.
- >> To turn off, press and hold power button for 2-3 seconds.

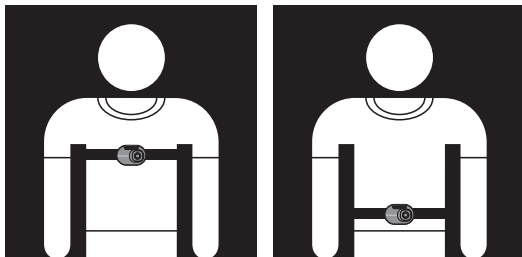


TO RECHARGE:

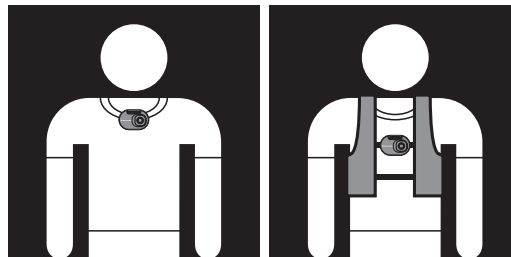
- >> Plug supplied USB cord in to a USB power source (500mA minimum) and then plug gently in to the covered charge port on the back of the unit. A red LED will light up to indicate charging is occurring and a green light indicates the Luna Fire RX is fully charged.
- >> Charge time is 3 hours for a fully depleted battery.
- >> When fully charged, unplug Luna Fire™ RX from USB power supply, return port cover gasket to original position and store charger cord until next use.



With included belt



Remove strap to clip anywhere

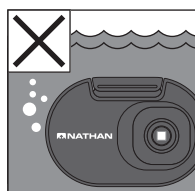
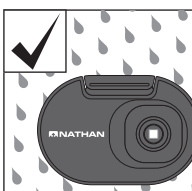


Change angle




IPX4

Weather Resistant



Cleaning and Drying



Lamp Precautions



Disposal

