

# HyperX Cloud Stinger 2

## Gaming Headset

---

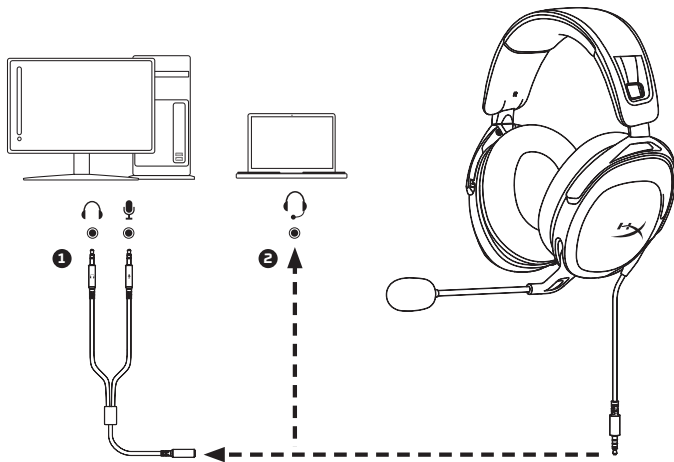
## Quick Start Guide

### Overview



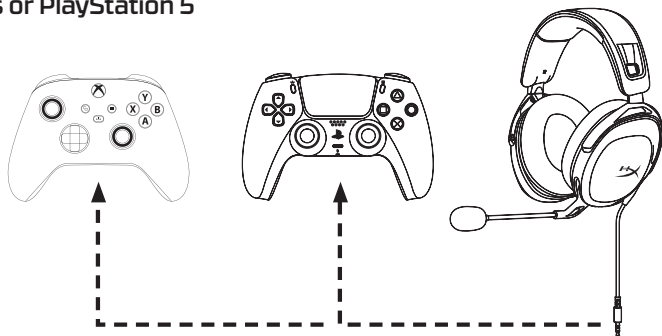
- A** Gaming headset
- B** PC splitter cable
- C** DTS Headphone:X instruction card

## PC or Notebook

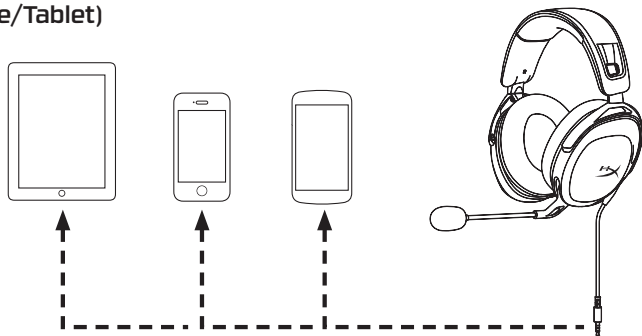


Follow the instructions on the DTS Headphone:X instruction card to enable DTS Headphone:X.

## Xbox Series or PlayStation 5



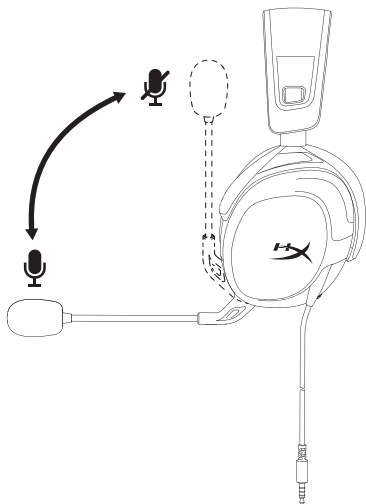
## Mobile (Phone/Tablet)



## Volume Wheel

Scroll up or down to adjust volume level.

## Swivel to Mute Microphone



## Questions or Setup Issues?

Contact the HyperX support team at  
**[hyperx.com/support](https://hyperx.com/support)**

WARNING: Permanent hearing damage can occur if a headset is used at high volumes for extended periods of time.

DTS, DTS:X, DTS Sound Unbound, Headphone:X, the DTS logo, and the DTS:X logo are registered trademarks or trademarks of DTS, Inc. in the United States and other countries.

© 2020 DTS, Inc. ALL RIGHTS RESERVED.