


'Oracle'

Composed by Mark Matthews

Published by Wirripang

Home of Australian Composers

CURRICULUM AND TECHNICAL INTEGRATION RESOURCE



Written By

Tiana Earnshaw

AMusA, BMus,
BLearningDesign


Mark Matthews

Australian
Composer

TABLE OF CONTENTS



Preface.....	3
Curriculum Mapping – Years 5–8.....	4
Curriculum Mapping – Years 9–10.....	5
Curriculum Mapping – Years 11–12 (Senior Secondary).....	6
Learning Experience Examples Aligned with Curriculum Outcomes.....	7,8
Application in the Classroom.....	9
Summary Alignment Table.....	9
Lesson Pack.....	10
Classroom Learning Wall	11
Private Teaching Pedagogy.....	12
Opus 2 & AMEB Technical Work Mapping (Grades 3–6)	12
Opus 2 & ANZCA Technical Work Mapping (Grades 3–6)	13




PREFACE

'Oracle' by Australian composer Mark Matthews is a collection of ten piano solos suitable for AMEB Grades 3–5. These pieces offer a rich blend of technical studies and musical expression, covering a diverse emotional palette and a range of pedagogical goals. This teacher guide aligns the pieces with the Australian Curriculum (The Arts – Music), AMEB and ANZCA technical expectations, and includes classroom and private studio applications.

Each piece is presented with key signatures, mood and technical focus areas, and mapped to relevant outcomes. Additional learning experiences are included to support improvisation, composition, performance preparation, and analysis.

Music score is available for purchase at this link,
<https://www.australiancomposers.com.au/products/oracle>

Published by Wirripang
Home of Australian Composers



CURRICULUM MAPPING

- YEARS 5-8



1. Explore and Express Ideas (ACAMUM085 / ACAMUM095)

- **Connections**

1. Interpret expressive dynamics in 'Anew' and 'The Oracle'.
2. Use rubato and phrasing from 'Mistique' to inform personal expression.
3. Explore character motifs through tempo in 'Matilda's Melody'.

2. Develop Technical Skills (ACAMUM086 / ACAMUM096)

- **Connections**

1. Practise pedalling techniques from 'Sundrift' and 'Hymn for Her'.
2. Coordinate hand independence in 'Fur-Elis-e-tation'.
3. Perform phrased arpeggios in 'Anew' and 'Twilight'.

3. Compose and Arrange Music (ACAMUM087 / ACAMUM097)

- **Connections**

1. Model new compositions on the A-B-A structure in 'A Sunday at St. Stephens'.
2. Explore motivic composition inspired by 'Matilda's Melody'.
3. Harmonise melodies with guidance from 'Hymn for Her'.

4. Analyse and Reflect (ACAMUR088 / ACAMUR098)

- **Connections**

1. Discuss emotional impact of harmony in 'Mistique' and 'Oracle'.
2. Compare variation technique in 'Fur-Elis-e-tation' to Beethoven's original.
3. Analyse phrasing choices across multiple pieces in group work.

CURRICULUM MAPPING

- YEARS 9-10



Refine and Extend Techniques (ACAMUM099)

- **Connections**

1. Use rubato and phrasing from 'tine's theme' and 'Mistique' in improvisations.
2. Adapt harmonic progressions from 'Hymn for Her' for new arrangements.
3. Reharmonise themes from 'Oracle' or 'At Twilight' using alternative voicings.

Develop Repertoire and Fluency (ACAMUM100)

- **Connections**

1. Rehearse expressive gestures in 'Sundrift' and 'Matilda's Melody'.
2. Build fluency and tempo control in complex passages from 'Fur-Elis-e-tation'.
3. Use goal-setting strategies during preparation of 'Anew'.

Compose and Structure (ACAMUM101)

- **Connections**

1. Model compositions on ternary and variation forms used in 'Hymn for Her' and 'At Twilight'.
2. Use motivic development techniques from 'Matilda's Melody'.
3. Create contrasting sections using guidance from 'A Sunday at St. Stephens'.

Evaluate and Analyse (ACAMUR104)

- **Connections**

1. Analyse stylistic elements and form in 'Oracle' and 'Fur-Elis-e-tation'.
2. Compare rubato interpretation in multiple recordings of 'Mistique'.
3. Critique phrasing and emotional intent in 'tine's theme'.

CURRICULUM MAPPING - YEARS 11-12



While not under the direct Australian Curriculum, senior secondary music courses (e.g. Music Extension, Music General/Specialist) focus on performance mastery, stylistic interpretation, and analysis. 'Oracle' can be used to:

- Prepare solo performance repertoire (e.g. 'Anew', 'Oracle', 'Fur-Elis-ation') to demonstrate expressive control and stylistic interpretation.
- Develop refined expressive phrasing using pieces like 'Mistique', 'tine's theme', and 'At Twilight'.
- Use 'Matilda's Melody' and 'Sundrift' as inspiration for reflective and narrative composition tasks.
- Analyse chord structures and form in 'Hymn for Her' and 'A Sunday at St. Stephens' to inform compositional planning.
- Compare performance interpretation across different pianists using recorded versions of the pieces.
- Prepare for AMEB and ANZCA repertoire lists with performance-focused feedback and reflective journaling.

LEARNING EXPERIENCE EXAMPLES ALIGNED WITH CURRICULUM OUTCOMES

Year Level	Curriculum Code	Learning Experience Example	Oracle Piece(s)
Years 5–6	ACAMUM085	Interpret 'Mistique' using soft dynamics and legato touch to portray misty landscapes.	Mistique
Years 5–6	ACAMUM087	Compose an 8-bar melody inspired by the main theme of 'Matilda's Melody'.	Matilda's Melody
Years 5–6	ACAMUM088	Use graphic notation to depict the changing mood in 'At Twilight'	At Twilight
Years 5–6	ACAMUM086	Identify and discuss the emotional content of 'The Oracle' in class discussion	The Oracle
Years 7–8	ACAMUM097	Arrange 'Sundrift' as a duet with a variation section created by students.	Sundrift
Years 7–8	ACAMUM098	Compose a short prelude inspired by 'Tine's Theme' using similar melodic contours	'Tine's Theme
Years 7–8	ACAMUM097	Analyse the theme-and-variation form in 'Sundrift' and present findings to peers.	Sundrift
Years 7–8	ACAMUM099	Create a backing accompaniment for 'Matilda's Melody' in a digital audio workstation.	Matilda's Melody
Years 9–10	ACAMUM099	Improvise an alternative middle section for 'Hymn for Her' exploring reharmonisation.	Hymn for Her
Years 9–10	ACAMUM099	Perform 'Hymn for Her' with alternative harmonisations and compare results.	Hymn for Her
Years 9–10	ACAMUM100	Write a short essay analysing harmonic language in 'A Sunday at St. Stephens'.	A Sunday at St. Stephens
Years 9–10	ACAMUM099	Collaborate to arrange 'Fur-Elis-e-tation' for a small chamber group.	Fur-Elis-e-tation

LEARNING EXPERIENCE EXAMPLES ALIGNED WITH CURRICULUM OUTCOMES -CONTINUED

Years 11–12	Performance	Perform 'Anew' with refined rubato and submit a reflective journal analysing expressive choices.	Anew
Years 11-12	Composition	Write a new work influenced by the harmonic structure of 'Mystique'	Mystique
Years 11-12	Musicology	Conduct a comparative analysis of 'The Oracle' and a Romantic-era piano work.	The Oracle

APPLICATION IN THE CLASSROOM


Use Case	Curriculum Link
Perform a selection with expressive dynamics	ACAMUM085 / 095 – performance technique and expression
Analyse one piece (e.g. 'Fur-Elis-e-tation') as a class	ACAMUR088 / 098 – analysis of meaning through elements
Compose an original work modelled on the theme-and-variation form	ACAMUM087 / 097 – structure, phrasing, modulation
Work in pairs to adapt a piece for a small ensemble	Personal & Social Capability + ACAMUM087
Analyse through audio recordings how Mark Matthews uses harmony and structure to evoke mood	Listening + Evaluating (Responding strand)

SUMMARY ALIGNMENT TABLE

Curriculum Element	Oracle Relevance
ACAMUM085 / ACAMUM095	Development of expressive playing, phrasing, dynamics
ACAMUM086 / ACAMUM096	Technical fluency, pedal technique, rhythm control
ACAMUM087 / ACAMUM097	Composition models and harmonic structure
ACAMUR088 / ACAMUR098	Score interpretation and emotional/structural analysis
ACAMUM099 / ACAMUM100 / ACAMUM101	Improvisation, rehearsal discipline, advanced composition
ACAMUR104	Critical reflection and stylistic analysis
General Capabilities	Literacy, creativity, emotional expression, collaboration

ORACLE LESSON PACK

YEARS 5–12



Sample Lesson Activities

Years 5–6 – ACAMUM085

Interpret 'Mistique' using soft dynamics and gentle phrasing.

Years 5–6 – ACAMUM087

Compose an 8-bar melody based on the opening motif of 'Matilda's Melody'.

Years 7–8 – ACAMUM097

Create a duet arrangement of 'Sundrift' using pedal tones and harmonics.


Years 9–10 – ACAMUM099

Improvise a new middle section for 'Hymn for Her' experimenting with harmonic variation.

Years 11–12 – Performance

Perform 'Anew' with expressive rubato and submit a reflective performance journal.

ORACLE CLASSROOM LEARNING WALL



Performance Focus

Use phrasing and rubato to evoke character in each piece.

Composition Focus

·Model new works on the A-B-A form in 'A Sunday at St. Stephens' or theme-and-variation in 'Sundrift'.

Listening Focus

·What emotional stories or settings do the pieces convey?

Analysis Focus

Which musical elements are used in 'Oracle' and how do they support the mood?

Collaboration

Arrange or rehearse 'Tine's theme' as a small group performance.

ORACLE & AMEB TECHNICAL WORK MAPPING (GRADES 3–5)

Piece	AMEB Grade	Key	Technical Features	Matching AMEB Technical Work
Anew	5	D minor	Expressive phrasing, rubato	Arpeggios, tempo control
Mistique	4	F major	Mood and dynamics	Legato, soft pedal technique
A Sunday at St. Stephens	3	D major	Performance preparation	Phrasing, 8va reading
'Tine's theme	4	B major	Melodic variation	Hand independence
Hymn for Her	4	F major	Chordal voicing	Dynamic control
Matilda's Melody	3	D minor	Motivic development	Tempo restraint
The Oracle	3	G minor	Narrative expression	Rubato, harmonic shifts
Sundrift	3	D minor	Theme variation	Pedalling, crescendos
At Twilight	4	D major	Form and mood	Dynamic shaping
Fur-Elis-e-tation	4	A minor	Classical interpretation	Articulation, thematic variation

ORACLE & ANZCA TECHNICAL WORK MAPPING (GRADES 3-5)

Piece	Grade Level	Technical Features	Related ANZCA Technical Work
Anew	5	Broken chord texture, rubato	Arpeggio studies, expressive phrasing
Mistique	4	Gentle dynamic shaping	Interpretive studies
A Sunday at St. Stephens	3	Octave displacement	Melodic extension practice
tine's theme	4	Melody-led phrasing	Right-hand agility and phrasing
Hymn for Her	4	Full chord voicing	Chordal voicing studies
Matilda's Melody	3	Motif development	Creative musical development
The Oracle	3	Rubato expression	Minor key studies, harmonic interpretation
Sundrift	3	Variation and theme development	Form and dynamics control
At Twilight	4	Dynamic contour, rhythmic variation	Articulated phrasing
Fur-Elis-e-tation	4	Rhythmic and melodic extension	Classical variation studies

ENDNOTE

Thank you for exploring 'Oracle' by Mark Matthews within your music teaching practice. This teacher pack supports integration of the album into classroom and studio learning for students in Years 5–12. With connections to both AMEB and ANZCA standards, the pieces serve as valuable resources for performance, composition, and musical understanding.

The 'Oracle' audio music album is available through Remarkable Music. We encourage you to explore recordings of each piece on streaming platforms for further inspiration.

Music score is available for purchase at this link, <https://www.australiancomposers.com.au/products/oracle>

