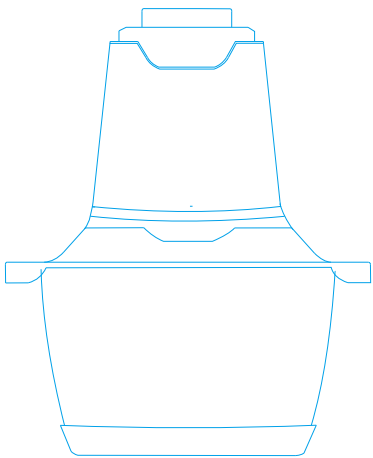


100.00 mm

LINKoChef  
Mini Chopper  
FC-5140



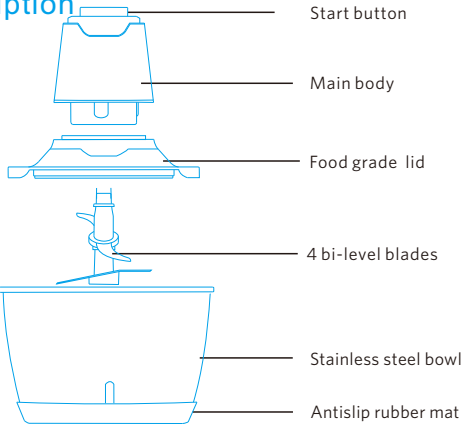
Instruction Manual

Please read carefully this instruction manual before use and take good care of it.

!ATTENTION!

- Carefully read these instructions prior to use.
- Retain these instructions for future reference.
- Take care not to overload the sockets, this product should be attached directly into the mains supply.
- Take note of the input voltage as this can change locally, depending on country of use.
- Remove the plug fully from the mains supply socket when not in using
- Limit continuous use to 1 minute maximum. after 1 full minute of use, allow to cool for 1 minute. after 5 cycles of 1 minute use, 1 minute rest, allow to rest for 30 minutes.
- Ensure that all ancillaries are firmly fixed in place prior to use.
- The appliance is not to be used by people (including children) with reduced physical, sensory or mental capabilities, or a lack of experience and knowledge, without appropriate supervision and instruction
- The Chopper must be fixed prior to use
- Do not exceed the max volumes as indicated on the appliance itself
- Remove the power supply before attempting to clear any blockage during using
- Remove the power supply before cleaning
- The blades on this product are sharp and can cause serious injury
- Our product arrives new from the production line. as such there can be a slight odour during initial use but this should not persist past this first usage. if however it does, please contact us for support
- This product is a kitchen appliance, it is not a toy or an educational tool. Children should not be allowed to play with this item, even when it is unplugged

Product Description

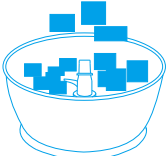
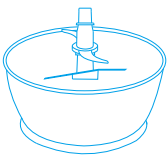


Product Features

- ① Powerful 250w motor allows you chopping, blending, pureeing, mixing and mincing a variety of ingredients quickly.
- ② Made of 304 stainless steel interface for better fit and results.
- ③ Press the start button for ingredients like parsley, onions, shallots, garlic, Almonds, Hazelnuts, walnuts, gruyere.
- ④ Polished stainless steel finish, build to resist daily scratches, bumps, corrosions and tarnishing. Equipped with antislip rubber mat, wash the bowls easily in the dishwasher or wash them by hand.

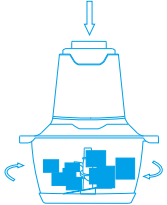
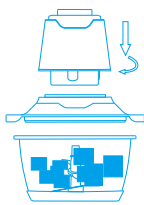
Simple to Use

- ① Clean up the Stainless steel bowl and blade with clear water before using for the first time and dry it up completely. Avoid leaking water into the Main body.



- ② Put the antislip rubber mat under bowl, Put the blade onto the fixed shaft carefully.

- ③ Cut ingredients into small pieces, add it into the bowl.



- ④ Close the lid, place the mainbody onto the lid and turn it slightly.

- ⑤ Plug in the chopper and press the start button.

Protection and Maintenance

Before Using:

Take out the main body, bowl and blade from the package, unpack the inner package, clean the bowl, blade and lid with edible detergent and clean water and dry up for use. Wipe up the outside of the main body with wet tissues.

Cleaning:

The removable parts must be cleaned immediately after using. It is recommended to do as follow:

1. Unplug the cable, uninstall the machine.
2. Clean up the uninstalled parts under the tap or in the warm water with detergent.
3. Rinse the parts after cleaning and dry completely.
4. Please be careful of the sharp blades during cleaning.

Caution:

Please do not soak the main body in any liquid. You can clean up the machine with wet cloth. Any cleaning materials, including abrasive, are forbidden to use for cleaning the machine. Please do not clean the main body in the dishwasher.

Maintenance:

1. Please use the product frequently so that the electric motor can stay dry.
2. If not used often, please store the product somewhere with good ventilation.

Q&A

Q: Why is there odour when I use the machine for the first few times?

- A: 1. The electric motor is a carbon brush motor which emits slight smell of burnt food during running;  
2. The new electric motor is coated with rust-preventing oil which can evaporate and generate the odour when the temperature of the electric motor goes up;  
3. Please contact us if there is still odour after multiple times of use.

Q: Why does the machine automatically stop during using?

- A: 1. Always check whether the power voltage is too low;  
2. If the temperature control is switched on, please stop the machine for a period of 30 minutes before using;  
3. If the blade is obstructed by food materials which are stuck in between them, please switch off the power immediately; take out the materials and cut them into smaller pieces.

Q: Why is there abnormal vibration or loud noise during using?

- A: 1. Please make sure that the blade and main body are fastened together;  
2. Take out the excessive materials and reduce the amount of food to be chopped after the power is cut off.

Q: Why does the machine not work after I press the power on switch?

- A: 1. Please check whether the power plug is plugged in;  
2. Always check whether the food material is too big which causes the blade to get stuck;  
3. If the machine doesn't work after checking, please contact us.

Processing guide

If you want to blend or cut bigger quantities, cut into small pieces, close the lid, and press the button.

Ingredients	Max.Quantity	Max.Time
Parsley	60 g	10 sec
Onions	400 g	10 sec
Shallots	400 g	10 sec
Garlic	300 g	5 sec
Rusk	40 g	15 sec
Almonds	200 g	15 sec
Hazelnuts	200 g	15 sec
Walnuts	200 g	15 sec
Cheese	200 g	15 sec
Boiled ham	400 g	15 sec
Veal	400 g	20 sec
Light pastries	1.2L	15 sec
Cooked soup	1.2L	15 sec
Prunes	260 g	9 sec
Fruits	260 g	9 sec

Product Information

Mini Chopper  
Voltage: 120V - 60Hz IN the USA  
Rated power : 250W  
Dimension : 190×190×260mm  
Model No : FC-5140  
Capacity : 2L  
Manufactured by Guangdong Long-Plus Electric Appliances Co.,Ltd

☀ Happy?

We're just happy that you're happy. If you don't know how to express your newfound joy, we've got a few suggestions...



Tell your friends and family



Share your experience with others on Amazon



☁ Not happy?

Our friendly customer service team will work hard to put a smile back on your face. Here's how we can connect



Contact us on Amazon



support-us@link-chef.com.cn

Name: Guangdong Long-Plus Electric Appliances Co., Ltd.  
Add.: #51 Hesui No. 2 Road, Dongfeng, Zhongshan, Guangdong, China  
TEL.: +86 0760 89768086  
Web: http://link-chef.com/